



PROPERTY AND CASUALTY COMPANIES - ASSOCIATION EDITION

ANNUAL STATEMENT
FOR THE YEAR ENDED DECEMBER 31, 2021
OF THE CONDITION AND AFFAIRS OF THE

Allmerica Financial Alliance Insurance Company

NAIC Group Code 0088 (Current) 0088 (Prior) NAIC Company Code 10212 Employer's ID Number 04-3272695

Organized under the Laws of New Hampshire, State of Domicile or Port of Entry NH
Country of Domicile United States of America

Incorporated/Organized 04/26/1995 Commenced Business 05/24/1995

Statutory Home Office 4 Bedford Farms Drive, Suite 107 Bedford, NH, US 03110-5905
(Street and Number) (City or Town, State, Country and Zip Code)

Main Administrative Office 440 Lincoln Street Worcester, MA, US 01653-0002 508-853-7200
(Street and Number) (City or Town, State, Country and Zip Code) (Area Code) (Telephone Number)

Mail Address 440 Lincoln Street Worcester, MA, US 01653-0002
(Street and Number or P.O. Box) (City or Town, State, Country and Zip Code)

Primary Location of Books and Records 440 Lincoln Street Worcester, MA, US 01653-0002 508-853-7200-8557928
(Street and Number) (City or Town, State, Country and Zip Code) (Area Code) (Telephone Number)

Internet Website Address WWW.HANOVER.COM

Statutory Statement Contact Dennis M. Hazelwood 508-853-7200-8557928
(Name) (Area Code) (Telephone Number)
DHAZELWOOD@HANOVER.COM 508-853-6332
(E-mail Address) (FAX Number)

OFFICERS

President John Conner Roche Vice President & Treasurer Nathaniel William Clarkin #
Senior Vice President & Secretary Charles Frederick Cronin

OTHER

Jeffrey Mark Farber, Executive Vice President & CFO Dennis Francis Kerrigan Jr., Executive Vice President & GC Richard William Lavey, Executive Vice President
Williard Ty-Lunn Lee #, Executive Vice President Denise Maureen Lowsley, Executive Vice President Bryan James Salvatore, Executive Vice President

DIRECTORS OR TRUSTEES

Warren Ellison Barnes Jeffrey Mark Farber Lindsay France Greenfield #
Dennis Francis Kerrigan Jr. Williard Ty-Lunn Lee # Denise Maureen Lowsley
John Conner Roche Bryan James Salvatore Mark Joseph Welzenbach

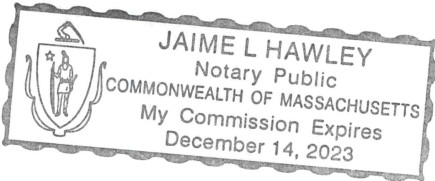
State of Massachusetts SS
County of Worcester

The officers of this reporting entity being duly sworn, each depose and say that they are the described officers of said reporting entity, and that on the reporting period stated above, all of the herein described assets were the absolute property of the said reporting entity, free and clear from any liens or claims thereon, except as herein stated, and that this statement, together with related exhibits, schedules and explanations therein contained, annexed or referred to, is a full and true statement of all the assets and liabilities and of the condition and affairs of the said reporting entity as of the reporting period stated above, and of its income and deductions therefrom for the period ended, and have been completed in accordance with the NAIC Annual Statement Instructions and Accounting Practices and Procedures manual except to the extent that: (1) state law may differ; or, (2) that state rules or regulations require differences in reporting not related to accounting practices and procedures, according to the best of their information, knowledge and belief, respectively. Furthermore, the scope of this attestation by the described officers also includes the related corresponding electronic filing with the NAIC, when required, that is an exact copy (except for formatting differences due to electronic filing) of the enclosed statement. The electronic filing may be requested by various regulators in lieu of or in addition to the enclosed statement.

John Conner Roche Charles Frederick Cronin Nathaniel William Clarkin
President Senior Vice President & Secretary Vice President & Treasurer

Subscribed and sworn to before me this 2nd day of February, 2022
Jaime L. Hawley
Notary
December 14, 2023

- a. Is this an original filing? Yes [X] No []
b. If no,
1. State the amendment number.....
2. Date filed
3. Number of pages attached.....





ANNUAL STATEMENT FOR THE YEAR 2021 OF THE ALLMERICA FINANCIAL ALLIANCE INSURANCE COMPANY

EXHIBIT OF PREMIUMS AND LOSSES (Statutory Page 14)

NAIC Group Code 0088		BUSINESS IN THE STATE OF Alabama			DURING THE YEAR 2021					NAIC Company Code 10212		
Line of Business	Gross Premiums, Including Policy and Membership Fees, Less Return Premiums and Premiums on Policies not Taken		3 Dividends Paid or Credited to Policyholders on Direct Business	4 Direct Unearned Premium Reserves	5 Direct Losses Paid (deducting salvage)	6 Direct Losses Incurred	7 Direct Losses Unpaid	8 Direct Defense and Cost Containment Expense Paid	9 Direct Defense and Cost Containment Expense Incurred	10 Direct Defense and Cost Containment Expense Unpaid	11 Commissions and Brokerage Expenses	12 Taxes, Licenses and Fees
	1 Direct Premiums Written	2 Direct Premiums Earned										
Fire	.0	.0	.0	.0	.0	.0	.0	.0	.0	.0	.0	.0
Allied lines	.0	.0	.0	.0	.0	.0	.0	.0	.0	.0	.0	.0
Multiple peril crop	.0	.0	.0	.0	.0	.0	.0	.0	.0	.0	.0	.0
Federal flood	.0	.0	.0	.0	.0	.0	.0	.0	.0	.0	.0	.0
Private crop	.0	.0	.0	.0	.0	.0	.0	.0	.0	.0	.0	.0
Private flood	.0	.0	.0	.0	.0	.0	.0	.0	.0	.0	.0	.0
Farmowners multiple peril	.0	.0	.0	.0	.0	.0	.0	.0	.0	.0	.0	.0
Homeowners multiple peril	.0	.0	.0	.0	.0	.0	.0	.0	.0	.0	.0	.0
Commercial multiple peril (non-liability portion)	.0	.0	.0	.0	.0	.0	.0	.0	.0	.0	.0	.0
Commercial multiple peril (liability portion)	.0	.0	.0	.0	.0	.0	.0	.0	.0	.0	.0	.0
Mortgage guaranty	.0	.0	.0	.0	.0	.0	.0	.0	.0	.0	.0	.0
Ocean marine	.0	.0	.0	.0	.0	.0	.0	.0	.0	.0	.0	.0
Inland marine	.0	.0	.0	.0	.0	.0	.0	.0	.0	.0	.0	.0
Financial guaranty	.0	.0	.0	.0	.0	.0	.0	.0	.0	.0	.0	.0
Medical professional liability	.0	.0	.0	.0	.0	.0	.0	.0	.0	.0	.0	.0
Earthquake	.0	.0	.0	.0	.0	.0	.0	.0	.0	.0	.0	.0
Group accident and health (b)	.0	.0	.0	.0	.0	.0	.0	.0	.0	.0	.0	.0
Credit accident and health (group and individual)	.0	.0	.0	.0	.0	.0	.0	.0	.0	.0	.0	.0
Collectively renewable accident and health (b)	.0	.0	.0	.0	.0	.0	.0	.0	.0	.0	.0	.0
Non-cancelable accident and health(b)	.0	.0	.0	.0	.0	.0	.0	.0	.0	.0	.0	.0
Guaranteed renewable accident and health(b)	.0	.0	.0	.0	.0	.0	.0	.0	.0	.0	.0	.0
Non-renewable for stated reasons only (b)	.0	.0	.0	.0	.0	.0	.0	.0	.0	.0	.0	.0
Other accident only	.0	.0	.0	.0	.0	.0	.0	.0	.0	.0	.0	.0
Medicare Title XVIII exempt from state taxes or fees	.0	.0	.0	.0	.0	.0	.0	.0	.0	.0	.0	.0
All other accident and health (b)	.0	.0	.0	.0	.0	.0	.0	.0	.0	.0	.0	.0
Federal employees health benefits plan premium (b)	.0	.0	.0	.0	.0	.0	.0	.0	.0	.0	.0	.0
Workers' compensation	57,255	85,502	.0	12,578	1,275	8,423	43,372	96	(1,843)	10,189	3,130	14,685
Other Liability - occurrence	.0	.0	.0	.0	.0	.0	.0	.0	.0	.0	.0	.0
Other Liability - claims made	.0	.0	.0	.0	.0	.0	.0	.0	.0	.0	.0	.0
Excess workers' compensation	.0	.0	.0	.0	.0	.0	.0	.0	.0	.0	.0	.0
Products liability	.0	.0	.0	.0	.0	.0	.0	.0	.0	.0	.0	.0
Private passenger auto no-fault (personal injury protection)	.0	.0	.0	.0	.0	.0	.0	.0	.0	.0	.0	.0
Other private passenger auto liability	.0	.0	.0	.0	.0	.0	.0	.0	.0	.0	.0	.0
Commercial auto no-fault (personal injury protection)	.0	.0	.0	.0	.0	.0	.0	.0	.0	.0	.0	.0
Other commercial auto liability	.0	.0	.0	.0	.0	.0	.0	.0	.0	.0	.0	15
Private passenger auto physical damage	.0	.0	.0	.0	.0	.0	.0	.0	.0	.0	.0	.0
Commercial auto physical damage	.0	.0	.0	.0	.0	.0	.0	.0	.0	.0	.0	.0
Aircraft (all perils)	.0	.0	.0	.0	.0	.0	.0	.0	.0	.0	.0	.0
Fidelity	.0	.0	.0	.0	.0	.0	.0	.0	.0	.0	.0	.0
Surety	.0	.0	.0	.0	.0	.0	.0	.0	.0	.0	.0	.0
Burglary and theft	.0	.0	.0	.0	.0	.0	.0	.0	.0	.0	.0	.0
Boiler and machinery	.0	.0	.0	.0	.0	.0	.0	.0	.0	.0	.0	.0
Credit	.0	.0	.0	.0	.0	.0	.0	.0	.0	.0	.0	.0
International	.0	.0	.0	.0	.0	.0	.0	.0	.0	.0	.0	.0
Warranty	.0	.0	.0	.0	.0	.0	.0	.0	.0	.0	.0	.0
Aggregate write-ins for other lines of business	.0	.0	.0	.0	.0	.0	.0	.0	.0	.0	.0	.0
TOTALS (a)	57,255	85,502	0	12,578	1,275	8,423	43,372	96	(1,843)	10,189	3,130	14,700
DETAILS OF WRITE-INS												
Summary of remaining write-ins for Line 34 from overflow page	.0	.0	.0	.0	.0	.0	.0	.0	.0	.0	.0	.0
Totals (Lines 3401 thru 3403 plus 3498)(Line 34 above)	0	0	0	0	0	0	0	0	0	0	0	0

(a) Finance and service charges not included in Lines 1 to 35 \$192
(b) For health business on indicated lines report: Number of persons insured under PPO managed care products0 and number of persons insured under indemnity only products0 .



ANNUAL STATEMENT FOR THE YEAR 2021 OF THE ALLMERICA FINANCIAL ALLIANCE INSURANCE COMPANY

EXHIBIT OF PREMIUMS AND LOSSES (Statutory Page 14)

NAIC Group Code 0088

BUSINESS IN THE STATE OF Alaska

DURING THE YEAR 2021

NAIC Company Code 10212

Line of Business	Gross Premiums, Including Policy and Membership Fees, Less Return Premiums and Premiums on Policies not Taken		3	4	5	6	7	8	9	10	11	12
	1	2										
	Direct Premiums Written	Direct Premiums Earned	Dividends Paid or Credited to Policyholders on Direct Business	Direct Unearned Premium Reserves	Direct Losses Paid (deducting salvage)	Direct Losses Incurred	Direct Losses Unpaid	Direct Defense and Cost Containment Expense Paid	Direct Defense and Cost Containment Expense Incurred	Direct Defense and Cost Containment Expense Unpaid	Commissions and Brokerage Expenses	Taxes, Licenses and Fees
1. Fire	0	0	0	0	0	0	0	0	0	0	0	0
2.1 Allied lines	0	0	0	0	0	0	0	0	0	0	0	0
2.2 Multiple peril crop	0	0	0	0	0	0	0	0	0	0	0	0
2.3 Federal flood	0	0	0	0	0	0	0	0	0	0	0	0
2.4 Private crop	0	0	0	0	0	0	0	0	0	0	0	0
2.5 Private flood	0	0	0	0	0	0	0	0	0	0	0	0
3. Farmowners multiple peril	0	0	0	0	0	0	0	0	0	0	0	0
4. Homeowners multiple peril	0	0	0	0	0	0	0	0	0	0	0	0
5.1 Commercial multiple peril (non-liability portion)	0	0	0	0	0	0	0	0	0	0	0	0
5.2 Commercial multiple peril (liability portion)	0	0	0	0	0	0	0	0	0	0	0	0
6. Mortgage guaranty	0	0	0	0	0	0	0	0	0	0	0	0
8. Ocean marine	0	0	0	0	0	0	0	0	0	0	0	0
9. Inland marine	0	0	0	0	0	0	0	0	0	0	0	0
10. Financial guaranty	0	0	0	0	0	0	0	0	0	0	0	0
11. Medical professional liability	0	0	0	0	0	0	0	0	0	0	0	0
12. Earthquake	0	0	0	0	0	0	0	0	0	0	0	0
13. Group accident and health (b)	0	0	0	0	0	0	0	0	0	0	0	0
14. Credit accident and health (group and individual)	0	0	0	0	0	0	0	0	0	0	0	0
15.1 Collectively renewable accident and health (b)	0	0	0	0	0	0	0	0	0	0	0	0
15.2 Non-cancelable accident and health(b)	0	0	0	0	0	0	0	0	0	0	0	0
15.3 Guaranteed renewable accident and health(b)	0	0	0	0	0	0	0	0	0	0	0	0
15.4 Non-renewable for stated reasons only (b)	0	0	0	0	0	0	0	0	0	0	0	0
15.5 Other accident only	0	0	0	0	0	0	0	0	0	0	0	0
15.6 Medicare Title XVIII exempt from state taxes or fees	0	0	0	0	0	0	0	0	0	0	0	0
15.7 All other accident and health (b)	0	0	0	0	0	0	0	0	0	0	0	0
15.8 Federal employees health benefits plan premium (b)	0	0	0	0	0	0	0	0	0	0	0	0
16. Workers' compensation	0	0	0	0	0	0	0	0	0	0	0	0
17.1 Other Liability - occurrence	0	0	0	0	0	0	0	0	0	0	0	0
17.2 Other Liability - claims made	0	0	0	0	0	0	0	0	0	0	0	0
17.3 Excess workers' compensation	0	0	0	0	0	0	0	0	0	0	0	0
18. Products liability	0	0	0	0	0	0	0	0	0	0	0	0
19.1 Private passenger auto no-fault (personal injury protection)	0	0	0	0	0	0	0	0	0	0	0	0
19.2 Other private passenger auto liability	0	0	0	0	0	0	0	0	0	0	0	0
19.3 Commercial auto no-fault (personal injury protection)	0	0	0	0	0	0	0	0	0	0	0	0
19.4 Other commercial auto liability	0	0	0	0	0	0	0	0	0	0	0	2,365
21.1 Private passenger auto physical damage	0	0	0	0	0	0	0	0	0	0	0	0
21.2 Commercial auto physical damage	0	0	0	0	0	0	0	0	0	0	0	0
22. Aircraft (all perils)	0	0	0	0	0	0	0	0	0	0	0	0
23. Fidelity	0	0	0	0	0	0	0	0	0	0	0	0
24. Surety	0	0	0	0	0	0	0	0	0	0	0	0
26. Burglary and theft	0	0	0	0	0	0	0	0	0	0	0	0
27. Boiler and machinery	0	0	0	0	0	0	0	0	0	0	0	0
28. Credit	0	0	0	0	0	0	0	0	0	0	0	0
29. International	0	0	0	0	0	0	0	0	0	0	0	0
30. Warranty	0	0	0	0	0	0	0	0	0	0	0	0
34. Aggregate write-ins for other lines of business	0	0	0	0	0	0	0	0	0	0	0	0
35. TOTALS (a)	0	0	0	0	0	0	0	0	0	0	0	2,365
DETAILS OF WRITE-INS												
3401.												
3402.												
3403.												
3498. Summary of remaining write-ins for Line 34 from overflow page	0	0	0	0	0	0	0	0	0	0	0	0
3499. Totals (Lines 3401 thru 3403 plus 3498)(Line 34 above)	0	0	0	0	0	0	0	0	0	0	0	0

(a) Finance and service charges not included in Lines 1 to 35 \$ 0

(b) For health business on indicated lines report: Number of persons insured under PPO managed care products 0 and number of persons insured under indemnity only products 0



ANNUAL STATEMENT FOR THE YEAR 2021 OF THE ALLMERICA FINANCIAL ALLIANCE INSURANCE COMPANY

EXHIBIT OF PREMIUMS AND LOSSES (Statutory Page 14)

NAIC Group Code 0088 BUSINESS IN THE STATE OF Arizona DURING THE YEAR 2021 NAIC Company Code 10212

Line of Business	Gross Premiums, Including Policy and Membership Fees, Less Return Premiums and Premiums on Policies not Taken		3 Dividends Paid or Credited to Policyholders on Direct Business	4 Direct Unearned Premium Reserves	5 Direct Losses Paid (deducting salvage)	6 Direct Losses Incurred	7 Direct Losses Unpaid	8 Direct Defense and Cost Containment Expense Paid	9 Direct Defense and Cost Containment Expense Incurred	10 Direct Defense and Cost Containment Expense Unpaid	11 Commissions and Brokerage Expenses	12 Taxes, Licenses and Fees
	1 Direct Premiums Written	2 Direct Premiums Earned										
1. Fire0	.0	.0	.0	.0	.0	.0	.0	.0	.0	.0	.0
2.1 Allied lines0	.0	.0	.0	.0	.0	.0	.0	.0	.0	.0	.0
2.2 Multiple peril crop0	.0	.0	.0	.0	.0	.0	.0	.0	.0	.0	.0
2.3 Federal flood0	.0	.0	.0	.0	.0	.0	.0	.0	.0	.0	.0
2.4 Private crop0	.0	.0	.0	.0	.0	.0	.0	.0	.0	.0	.0
2.5 Private flood0	.0	.0	.0	.0	.0	.0	.0	.0	.0	.0	.0
3. Farmowners multiple peril0	.0	.0	.0	.0	.0	.0	.0	.0	.0	.0	.0
4. Homeowners multiple peril0	.0	.0	.0	.0	.0	.0	.0	.0	.0	.0	.0
5.1 Commercial multiple peril (non-liability portion)0	.0	.0	.0	.0	.0	.0	.0	.0	.0	.0	.0
5.2 Commercial multiple peril (liability portion)0	.0	.0	.0	.0	.0	.0	.0	.0	.0	.0	.0
6. Mortgage guaranty0	.0	.0	.0	.0	.0	.0	.0	.0	.0	.0	.0
8. Ocean marine0	.0	.0	.0	.0	.0	.0	.0	.0	.0	.0	.0
9. Inland marine0	.0	.0	.0	.0	.0	.0	.0	.0	.0	.0	.0
10. Financial guaranty0	.0	.0	.0	.0	.0	.0	.0	.0	.0	.0	.0
11. Medical professional liability0	.0	.0	.0	.0	.0	.0	.0	.0	.0	.0	.0
12. Earthquake0	.0	.0	.0	.0	.0	.0	.0	.0	.0	.0	.0
13. Group accident and health (b)0	.0	.0	.0	.0	.0	.0	.0	.0	.0	.0	.0
14. Credit accident and health (group and individual)0	.0	.0	.0	.0	.0	.0	.0	.0	.0	.0	.0
15.1 Collectively renewable accident and health (b)0	.0	.0	.0	.0	.0	.0	.0	.0	.0	.0	.0
15.2 Non-cancelable accident and health(b)0	.0	.0	.0	.0	.0	.0	.0	.0	.0	.0	.0
15.3 Guaranteed renewable accident and health(b)0	.0	.0	.0	.0	.0	.0	.0	.0	.0	.0	.0
15.4 Non-renewable for stated reasons only (b)0	.0	.0	.0	.0	.0	.0	.0	.0	.0	.0	.0
15.5 Other accident only0	.0	.0	.0	.0	.0	.0	.0	.0	.0	.0	.0
15.6 Medicare Title XVIII exempt from state taxes or fees0	.0	.0	.0	.0	.0	.0	.0	.0	.0	.0	.0
15.7 All other accident and health (b)0	.0	.0	.0	.0	.0	.0	.0	.0	.0	.0	.0
15.8 Federal employees health benefits plan premium (b)0	.0	.0	.0	.0	.0	.0	.0	.0	.0	.0	.0
16. Workers' compensation	287,021	245,553	.0	151,762	12,132	(37,469)	100,537	1,580	7,654	16,616	30,483	10,275
17.1 Other Liability - occurrence0	.0	.0	.0	.0	.0	.0	.0	.0	.0	.0	.0
17.2 Other Liability - claims made0	.0	.0	.0	.0	.0	.0	.0	.0	.0	.0	.0
17.3 Excess workers' compensation0	.0	.0	.0	.0	.0	.0	.0	.0	.0	.0	.0
18. Products liability0	.0	.0	.0	.0	.0	.0	.0	.0	.0	.0	.0
19.1 Private passenger auto no-fault (personal injury protection)0	.0	.0	.0	.0	.0	.0	.0	.0	.0	.0	.0
19.2 Other private passenger auto liability0	.0	.0	.0	.0	.0	.0	.0	.0	.0	.0	.0
19.3 Commercial auto no-fault (personal injury protection)0	.0	.0	.0	.0	.0	.0	.0	.0	.0	.0	.0
19.4 Other commercial auto liability0	.0	.0	.0	.0	.0	.0	.0	.0	.0	.0	.0
21.1 Private passenger auto physical damage0	.0	.0	.0	.0	.0	.0	.0	.0	.0	.0	.0
21.2 Commercial auto physical damage0	.0	.0	.0	.0	.0	.0	.0	.0	.0	.0	.0
22. Aircraft (all perils)0	.0	.0	.0	.0	.0	.0	.0	.0	.0	.0	.0
23. Fidelity0	.0	.0	.0	.0	.0	.0	.0	.0	.0	.0	.0
24. Surety0	.0	.0	.0	.0	.0	.0	.0	.0	.0	.0	.0
26. Burglary and theft0	.0	.0	.0	.0	.0	.0	.0	.0	.0	.0	.0
27. Boiler and machinery0	.0	.0	.0	.0	.0	.0	.0	.0	.0	.0	.0
28. Credit0	.0	.0	.0	.0	.0	.0	.0	.0	.0	.0	.0
29. International0	.0	.0	.0	.0	.0	.0	.0	.0	.0	.0	.0
30. Warranty0	.0	.0	.0	.0	.0	.0	.0	.0	.0	.0	.0
34. Aggregate write-ins for other lines of business0	.0	.0	.0	.0	.0	.0	.0	.0	.0	.0	.0
35. TOTALS (a)	287,021	245,553	0	151,762	12,132	(37,469)	100,537	1,580	7,654	16,616	30,483	10,275
DETAILS OF WRITE-INS												
3401.												
3402.												
3403.												
3498. Summary of remaining write-ins for Line 34 from overflow page0	.0	.0	.0	.0	.0	.0	.0	.0	.0	.0	.0
3499. Totals (Lines 3401 thru 3403 plus 3498)(Line 34 above)0	.0	.0	.0	.0	.0	.0	.0	.0	.0	.0	.0

(a) Finance and service charges not included in Lines 1 to 35 \$1,073
(b) For health business on indicated lines report: Number of persons insured under PPO managed care products0 and number of persons insured under indemnity only products0 .



ANNUAL STATEMENT FOR THE YEAR 2021 OF THE ALLMERICA FINANCIAL ALLIANCE INSURANCE COMPANY

EXHIBIT OF PREMIUMS AND LOSSES (Statutory Page 14)

NAIC Group Code 0088 BUSINESS IN THE STATE OF Arkansas DURING THE YEAR 2021 NAIC Company Code 10212

Line of Business	Gross Premiums, Including Policy and Membership Fees, Less Return Premiums and Premiums on Policies not Taken		3	4	5	6	7	8	9	10	11	12
	1	2										
	Direct Premiums Written	Direct Premiums Earned	Dividends Paid or Credited to Policyholders on Direct Business	Direct Unearned Premium Reserves	Direct Losses Paid (deducting salvage)	Direct Losses Incurred	Direct Losses Unpaid	Direct Defense and Cost Containment Expense Paid	Direct Defense and Cost Containment Expense Incurred	Direct Defense and Cost Containment Expense Unpaid	Commissions and Brokerage Expenses	Taxes, Licenses and Fees
1. Fire0	.0	.0	.0	.0	.0	.0	.0	.0	.0	.0	.0
2.1 Allied lines0	.0	.0	.0	.0	.0	.0	.0	.0	.0	.0	.0
2.2 Multiple peril crop0	.0	.0	.0	.0	.0	.0	.0	.0	.0	.0	.0
2.3 Federal flood0	.0	.0	.0	.0	.0	.0	.0	.0	.0	.0	.0
2.4 Private crop0	.0	.0	.0	.0	.0	.0	.0	.0	.0	.0	.0
2.5 Private flood0	.0	.0	.0	.0	.0	.0	.0	.0	.0	.0	.0
3. Farmowners multiple peril0	.0	.0	.0	.0	.0	.0	.0	.0	.0	.0	.0
4. Homeowners multiple peril0	.0	.0	.0	.0	.0	.0	.0	.0	.0	.0	.0
5.1 Commercial multiple peril (non-liability portion)0	.0	.0	.0	.0	.0	.0	.0	.0	.0	.0	.0
5.2 Commercial multiple peril (liability portion)0	.0	.0	.0	.0	.0	.0	.0	.0	.0	.0	.0
6. Mortgage guaranty0	.0	.0	.0	.0	.0	.0	.0	.0	.0	.0	.0
8. Ocean marine0	.0	.0	.0	.0	.0	.0	.0	.0	.0	.0	.0
9. Inland marine0	.0	.0	.0	.0	.0	.0	.0	.0	.0	.0	.0
10. Financial guaranty0	.0	.0	.0	.0	.0	.0	.0	.0	.0	.0	.0
11. Medical professional liability0	.0	.0	.0	.0	.0	.0	.0	.0	.0	.0	.0
12. Earthquake0	.0	.0	.0	.0	.0	.0	.0	.0	.0	.0	.0
13. Group accident and health (b)0	.0	.0	.0	.0	.0	.0	.0	.0	.0	.0	.0
14. Credit accident and health (group and individual)0	.0	.0	.0	.0	.0	.0	.0	.0	.0	.0	.0
15.1 Collectively renewable accident and health (b)0	.0	.0	.0	.0	.0	.0	.0	.0	.0	.0	.0
15.2 Non-cancelable accident and health(b)0	.0	.0	.0	.0	.0	.0	.0	.0	.0	.0	.0
15.3 Guaranteed renewable accident and health(b)0	.0	.0	.0	.0	.0	.0	.0	.0	.0	.0	.0
15.4 Non-renewable for stated reasons only (b)0	.0	.0	.0	.0	.0	.0	.0	.0	.0	.0	.0
15.5 Other accident only0	.0	.0	.0	.0	.0	.0	.0	.0	.0	.0	.0
15.6 Medicare Title XVIII exempt from state taxes or fees0	.0	.0	.0	.0	.0	.0	.0	.0	.0	.0	.0
15.7 All other accident and health (b)0	.0	.0	.0	.0	.0	.0	.0	.0	.0	.0	.0
15.8 Federal employees health benefits plan premium (b)0	.0	.0	.0	.0	.0	.0	.0	.0	.0	.0	.0
16. Workers' compensation	91,372	110,524	.0	34,452	15,556	(23,865)	30,423	132	(525)	9,767	10,293	29,158
17.1 Other Liability - occurrence0	.0	.0	.0	.0	.0	.0	.0	.0	.0	.0	.0
17.2 Other Liability - claims made0	.0	.0	.0	.0	.0	.0	.0	.0	.0	.0	.0
17.3 Excess workers' compensation0	.0	.0	.0	.0	.0	.0	.0	.0	.0	.0	.0
18. Products liability0	.0	.0	.0	.0	.0	.0	.0	.0	.0	.0	.0
19.1 Private passenger auto no-fault (personal injury protection)0	.0	.0	.0	.0	.0	.0	.0	.0	.0	.0	.0
19.2 Other private passenger auto liability0	.0	.0	.0	.0	.0	.0	.0	.0	.0	.0	.0
19.3 Commercial auto no-fault (personal injury protection)0	.0	.0	.0	.0	.0	.0	.0	.0	.0	.0	.0
19.4 Other commercial auto liability0	.0	.0	.0	.0	.0	.0	.0	.0	.0	.0	15
21.1 Private passenger auto physical damage0	.0	.0	.0	.0	.0	.0	.0	.0	.0	.0	.0
21.2 Commercial auto physical damage0	.0	.0	.0	.0	.0	.0	.0	.0	.0	.0	.0
22. Aircraft (all perils)0	.0	.0	.0	.0	.0	.0	.0	.0	.0	.0	.0
23. Fidelity0	.0	.0	.0	.0	.0	.0	.0	.0	.0	.0	.0
24. Surety0	.0	.0	.0	.0	.0	.0	.0	.0	.0	.0	.0
26. Burglary and theft0	.0	.0	.0	.0	.0	.0	.0	.0	.0	.0	.0
27. Boiler and machinery0	.0	.0	.0	.0	.0	.0	.0	.0	.0	.0	.0
28. Credit0	.0	.0	.0	.0	.0	.0	.0	.0	.0	.0	.0
29. International0	.0	.0	.0	.0	.0	.0	.0	.0	.0	.0	.0
30. Warranty0	.0	.0	.0	.0	.0	.0	.0	.0	.0	.0	.0
34. Aggregate write-ins for other lines of business0	.0	.0	.0	.0	.0	.0	.0	.0	.0	.0	.0
35. TOTALS (a)	91,372	110,524	0	34,452	15,556	(23,865)	30,423	132	(525)	9,767	10,293	29,173
DETAILS OF WRITE-INS												
3401.												
3402.												
3403.												
3498. Summary of remaining write-ins for Line 34 from overflow page0	.0	.0	.0	.0	.0	.0	.0	.0	.0	.0	.0
3499. Totals (Lines 3401 thru 3403 plus 3498)(Line 34 above)0	.0	.0	.0	.0	.0	.0	.0	.0	.0	.0	.0

(a) Finance and service charges not included in Lines 1 to 35 \$379
(b) For health business on indicated lines report: Number of persons insured under PPO managed care products0 and number of persons insured under indemnity only products0 .



ANNUAL STATEMENT FOR THE YEAR 2021 OF THE ALLMERICA FINANCIAL ALLIANCE INSURANCE COMPANY

EXHIBIT OF PREMIUMS AND LOSSES (Statutory Page 14)

NAIC Group Code 0088

BUSINESS IN THE STATE OF Colorado

DURING THE YEAR 2021

NAIC Company Code 10212

Line of Business	Gross Premiums, Including Policy and Membership Fees, Less Return Premiums and Premiums on Policies not Taken		3 Dividends Paid or Credited to Policyholders on Direct Business	4 Direct Unearned Premium Reserves	5 Direct Losses Paid (deducting salvage)	6 Direct Losses Incurred	7 Direct Losses Unpaid	8 Direct Defense and Cost Containment Expense Paid	9 Direct Defense and Cost Containment Expense Incurred	10 Direct Defense and Cost Containment Expense Unpaid	11 Commissions and Brokerage Expenses	12 Taxes, Licenses and Fees
	1 Direct Premiums Written	2 Direct Premiums Earned										
1. Fire0	.0	.0	.0	.0	.0	.0	.0	.0	.0	.0	.0
2.1 Allied lines0	.0	.0	.0	.0	.0	.0	.0	.0	.0	.0	.0
2.2 Multiple peril crop0	.0	.0	.0	.0	.0	.0	.0	.0	.0	.0	.0
2.3 Federal flood0	.0	.0	.0	.0	.0	.0	.0	.0	.0	.0	.0
2.4 Private crop0	.0	.0	.0	.0	.0	.0	.0	.0	.0	.0	.0
2.5 Private flood0	.0	.0	.0	.0	.0	.0	.0	.0	.0	.0	.0
3. Farmowners multiple peril0	.0	.0	.0	.0	.0	.0	.0	.0	.0	.0	.0
4. Homeowners multiple peril0	.0	.0	.0	.0	.0	.0	.0	.0	.0	.0	.0
5.1 Commercial multiple peril (non-liability portion)0	.0	.0	.0	.0	.0	.0	.0	.0	.0	.0	.0
5.2 Commercial multiple peril (liability portion)0	.0	.0	.0	.0	.0	.0	.0	.0	.0	.0	.0
6. Mortgage guaranty0	.0	.0	.0	.0	.0	.0	.0	.0	.0	.0	.0
8. Ocean marine0	.0	.0	.0	.0	.0	.0	.0	.0	.0	.0	.0
9. Inland marine0	.0	.0	.0	.0	.0	.0	.0	.0	.0	.0	.0
10. Financial guaranty0	.0	.0	.0	.0	.0	.0	.0	.0	.0	.0	.0
11. Medical professional liability0	.0	.0	.0	.0	.0	.0	.0	.0	.0	.0	.0
12. Earthquake0	.0	.0	.0	.0	.0	.0	.0	.0	.0	.0	.0
13. Group accident and health (b)0	.0	.0	.0	.0	.0	.0	.0	.0	.0	.0	.0
14. Credit accident and health (group and individual)0	.0	.0	.0	.0	.0	.0	.0	.0	.0	.0	.0
15.1 Collectively renewable accident and health (b)0	.0	.0	.0	.0	.0	.0	.0	.0	.0	.0	.0
15.2 Non-cancelable accident and health(b)0	.0	.0	.0	.0	.0	.0	.0	.0	.0	.0	.0
15.3 Guaranteed renewable accident and health(b)0	.0	.0	.0	.0	.0	.0	.0	.0	.0	.0	.0
15.4 Non-renewable for stated reasons only (b)0	.0	.0	.0	.0	.0	.0	.0	.0	.0	.0	.0
15.5 Other accident only0	.0	.0	.0	.0	.0	.0	.0	.0	.0	.0	.0
15.6 Medicare Title XVIII exempt from state taxes or fees0	.0	.0	.0	.0	.0	.0	.0	.0	.0	.0	.0
15.7 All other accident and health (b)0	.0	.0	.0	.0	.0	.0	.0	.0	.0	.0	.0
15.8 Federal employees health benefits plan premium (b)0	.0	.0	.0	.0	.0	.0	.0	.0	.0	.0	.0
16. Workers' compensation	310,368	296,880	.0	127,509	58,968	(31,053)	238,503	9,204	13,024	22,172	28,958	7,319
17.1 Other Liability - occurrence0	.0	.0	.0	.0	.0	.0	.0	.0	.0	.0	.0
17.2 Other Liability - claims made0	.0	.0	.0	.0	.0	.0	.0	.0	.0	.0	.0
17.3 Excess workers' compensation0	.0	.0	.0	.0	.0	.0	.0	.0	.0	.0	.0
18. Products liability0	.0	.0	.0	.0	.0	.0	.0	.0	.0	.0	.0
19.1 Private passenger auto no-fault (personal injury protection)0	.0	.0	.0	.0	.0	.0	.0	.0	.0	.0	.0
19.2 Other private passenger auto liability	1,129	992	.0	757	.0	155	221	.0	18	26	120	18
19.3 Commercial auto no-fault (personal injury protection)0	.0	.0	.0	.0	.0	.0	.0	.0	.0	.0	.0
19.4 Other commercial auto liability0	.0	.0	.0	.0	.0	.0	.0	.0	.0	.0	2
21.1 Private passenger auto physical damage0	.0	.0	.0	.0	.0	.0	.0	.0	.0	.0	.0
21.2 Commercial auto physical damage0	.0	.0	.0	.0	.0	.0	.0	.0	.0	.0	.0
22. Aircraft (all perils)0	.0	.0	.0	.0	.0	.0	.0	.0	.0	.0	.0
23. Fidelity0	.0	.0	.0	.0	.0	.0	.0	.0	.0	.0	.0
24. Surety0	.0	.0	.0	.0	.0	.0	.0	.0	.0	.0	.0
26. Burglary and theft0	.0	.0	.0	.0	.0	.0	.0	.0	.0	.0	.0
27. Boiler and machinery0	.0	.0	.0	.0	.0	.0	.0	.0	.0	.0	.0
28. Credit0	.0	.0	.0	.0	.0	.0	.0	.0	.0	.0	.0
29. International0	.0	.0	.0	.0	.0	.0	.0	.0	.0	.0	.0
30. Warranty0	.0	.0	.0	.0	.0	.0	.0	.0	.0	.0	.0
34. Aggregate write-ins for other lines of business0	.0	.0	.0	.0	.0	.0	.0	.0	.0	.0	.0
35. TOTALS (a)	311,497	297,872	0	128,266	58,968	(30,898)	238,724	9,204	13,042	22,198	29,078	7,339
DETAILS OF WRITE-INS												
3401.												
3402.												
3403.												
3498. Summary of remaining write-ins for Line 34 from overflow page0	.0	.0	.0	.0	.0	.0	.0	.0	.0	.0	.0
3499. Totals (Lines 3401 thru 3403 plus 3498)(Line 34 above)0	.0	.0	.0	.0	.0	.0	.0	.0	.0	.0	.0

(a) Finance and service charges not included in Lines 1 to 35 \$938

(b) For health business on indicated lines report: Number of persons insured under PPO managed care products0 and number of persons insured under indemnity only products0 .



ANNUAL STATEMENT FOR THE YEAR 2021 OF THE ALLMERICA FINANCIAL ALLIANCE INSURANCE COMPANY

EXHIBIT OF PREMIUMS AND LOSSES (Statutory Page 14)

NAIC Group Code 0088 BUSINESS IN THE STATE OF Connecticut DURING THE YEAR 2021 NAIC Company Code 10212

Line of Business	Gross Premiums, Including Policy and Membership Fees, Less Return Premiums and Premiums on Policies not Taken		3	4	5	6	7	8	9	10	11	12
	1	2										
	Direct Premiums Written	Direct Premiums Earned	Dividends Paid or Credited to Policyholders on Direct Business	Direct Unearned Premium Reserves	Direct Losses Paid (deducting salvage)	Direct Losses Incurred	Direct Losses Unpaid	Direct Defense and Cost Containment Expense Paid	Direct Defense and Cost Containment Expense Incurred	Direct Defense and Cost Containment Expense Unpaid	Commissions and Brokerage Expenses	Taxes, Licenses and Fees
1. Fire0	.0	.0	.0	.0	.0	.0	.0	.0	.0	.0	.0
2.1 Allied lines0	.0	.0	.0	.0	.0	.0	.0	.0	.0	.0	.0
2.2 Multiple peril crop0	.0	.0	.0	.0	.0	.0	.0	.0	.0	.0	.0
2.3 Federal flood0	.0	.0	.0	.0	.0	.0	.0	.0	.0	.0	.0
2.4 Private crop0	.0	.0	.0	.0	.0	.0	.0	.0	.0	.0	.0
2.5 Private flood0	.0	.0	.0	.0	.0	.0	.0	.0	.0	.0	.0
3. Farmowners multiple peril0	.0	.0	.0	.0	.0	.0	.0	.0	.0	.0	.0
4. Homeowners multiple peril0	.0	.0	.0	.0	.0	.0	.0	.0	.0	.0	.0
5.1 Commercial multiple peril (non-liability portion)0	.0	.0	.0	.0	.0	.0	.0	.0	.0	.0	.0
5.2 Commercial multiple peril (liability portion)0	.0	.0	.0	.0	.0	.0	.0	.0	.0	.0	.0
6. Mortgage guaranty0	.0	.0	.0	.0	.0	.0	.0	.0	.0	.0	.0
8. Ocean marine0	.0	.0	.0	.0	.0	.0	.0	.0	.0	.0	.0
9. Inland marine0	.0	.0	.0	.0	.0	.0	.0	.0	.0	.0	.0
10. Financial guaranty0	.0	.0	.0	.0	.0	.0	.0	.0	.0	.0	.0
11. Medical professional liability0	.0	.0	.0	.0	.0	.0	.0	.0	.0	.0	.0
12. Earthquake0	.0	.0	.0	.0	.0	.0	.0	.0	.0	.0	.0
13. Group accident and health (b)0	.0	.0	.0	.0	.0	.0	.0	.0	.0	.0	.0
14. Credit accident and health (group and individual)0	.0	.0	.0	.0	.0	.0	.0	.0	.0	.0	.0
15.1 Collectively renewable accident and health (b)0	.0	.0	.0	.0	.0	.0	.0	.0	.0	.0	.0
15.2 Non-cancelable accident and health(b)0	.0	.0	.0	.0	.0	.0	.0	.0	.0	.0	.0
15.3 Guaranteed renewable accident and health(b)0	.0	.0	.0	.0	.0	.0	.0	.0	.0	.0	.0
15.4 Non-renewable for stated reasons only (b)0	.0	.0	.0	.0	.0	.0	.0	.0	.0	.0	.0
15.5 Other accident only0	.0	.0	.0	.0	.0	.0	.0	.0	.0	.0	.0
15.6 Medicare Title XVIII exempt from state taxes or fees0	.0	.0	.0	.0	.0	.0	.0	.0	.0	.0	.0
15.7 All other accident and health (b)0	.0	.0	.0	.0	.0	.0	.0	.0	.0	.0	.0
15.8 Federal employees health benefits plan premium (b)0	.0	.0	.0	.0	.0	.0	.0	.0	.0	.0	.0
16. Workers' compensation	620,941	614,822	.0	360,913	109,851	709,529	748,252	7,189	38,705	69,197	55,614	17,909
17.1 Other Liability - occurrence0	.0	.0	.0	.0	.0	.0	.0	.0	.0	.0	.0
17.2 Other Liability - claims made0	.0	.0	.0	.0	.0	.0	.0	.0	.0	.0	.0
17.3 Excess workers' compensation0	.0	.0	.0	.0	.0	.0	.0	.0	.0	.0	.0
18. Products liability0	.0	.0	.0	.0	.0	.0	.0	.0	.0	.0	.0
19.1 Private passenger auto no-fault (personal injury protection)0	.0	.0	.0	.0	.0	.0	.0	.0	.0	.0	.0
19.2 Other private passenger auto liability0	.0	.0	.0	.0	.0	.0	.0	.0	.0	.0	.0
19.3 Commercial auto no-fault (personal injury protection)0	.0	.0	.0	.0	.0	.0	.0	.0	.0	.0	.0
19.4 Other commercial auto liability0	.0	.0	.0	.0	.0	.0	.0	.0	.0	.0	.0
21.1 Private passenger auto physical damage0	.0	.0	.0	.0	.0	.0	.0	.0	.0	.0	.0
21.2 Commercial auto physical damage0	.0	.0	.0	.0	.0	.0	.0	.0	.0	.0	.0
22. Aircraft (all perils)0	.0	.0	.0	.0	.0	.0	.0	.0	.0	.0	.0
23. Fidelity0	.0	.0	.0	.0	.0	.0	.0	.0	.0	.0	.0
24. Surety0	.0	.0	.0	.0	.0	.0	.0	.0	.0	.0	.0
26. Burglary and theft0	.0	.0	.0	.0	.0	.0	.0	.0	.0	.0	.0
27. Boiler and machinery0	.0	.0	.0	.0	.0	.0	.0	.0	.0	.0	.0
28. Credit0	.0	.0	.0	.0	.0	.0	.0	.0	.0	.0	.0
29. International0	.0	.0	.0	.0	.0	.0	.0	.0	.0	.0	.0
30. Warranty0	.0	.0	.0	.0	.0	.0	.0	.0	.0	.0	.0
34. Aggregate write-ins for other lines of business0	.0	.0	.0	.0	.0	.0	.0	.0	.0	.0	.0
35. TOTALS (a)	620,941	614,822	0	360,913	109,851	709,529	748,252	7,189	38,705	69,197	55,614	17,909
DETAILS OF WRITE-INS												
3401.												
3402.												
3403.												
3498. Summary of remaining write-ins for Line 34 from overflow page0	.0	.0	.0	.0	.0	.0	.0	.0	.0	.0	.0
3499. Totals (Lines 3401 thru 3403 plus 3498)(Line 34 above)0	.0	.0	.0	.0	.0	.0	.0	.0	.0	.0	.0

(a) Finance and service charges not included in Lines 1 to 35 \$892
(b) For health business on indicated lines report: Number of persons insured under PPO managed care products0 and number of persons insured under indemnity only products0 .



ANNUAL STATEMENT FOR THE YEAR 2021 OF THE ALLMERICA FINANCIAL ALLIANCE INSURANCE COMPANY

EXHIBIT OF PREMIUMS AND LOSSES (Statutory Page 14)

NAIC Group Code 0088 BUSINESS IN THE STATE OF Delaware DURING THE YEAR 2021 NAIC Company Code 10212

Line of Business	Gross Premiums, Including Policy and Membership Fees, Less Return Premiums and Premiums on Policies not Taken		3	4	5	6	7	8	9	10	11	12
	1	2										
	Direct Premiums Written	Direct Premiums Earned	Dividends Paid or Credited to Policyholders on Direct Business	Direct Unearned Premium Reserves	Direct Losses Paid (deducting salvage)	Direct Losses Incurred	Direct Losses Unpaid	Direct Defense and Cost Containment Expense Paid	Direct Defense and Cost Containment Expense Incurred	Direct Defense and Cost Containment Expense Unpaid	Commissions and Brokerage Expenses	Taxes, Licenses and Fees
1. Fire0	.0	.0	.0	.0	.0	.0	.0	.0	.0	.0	.0
2.1 Allied lines0	.0	.0	.0	.0	.0	.0	.0	.0	.0	.0	.0
2.2 Multiple peril crop0	.0	.0	.0	.0	.0	.0	.0	.0	.0	.0	.0
2.3 Federal flood0	.0	.0	.0	.0	.0	.0	.0	.0	.0	.0	.0
2.4 Private crop0	.0	.0	.0	.0	.0	.0	.0	.0	.0	.0	.0
2.5 Private flood0	.0	.0	.0	.0	.0	.0	.0	.0	.0	.0	.0
3. Farmowners multiple peril0	.0	.0	.0	.0	.0	.0	.0	.0	.0	.0	.0
4. Homeowners multiple peril0	.0	.0	.0	.0	.0	.0	.0	.0	.0	.0	.0
5.1 Commercial multiple peril (non-liability portion)0	.0	.0	.0	.0	.0	.0	.0	.0	.0	.0	.0
5.2 Commercial multiple peril (liability portion)0	.0	.0	.0	.0	.0	.0	.0	.0	.0	.0	.0
6. Mortgage guaranty0	.0	.0	.0	.0	.0	.0	.0	.0	.0	.0	.0
8. Ocean marine0	.0	.0	.0	.0	.0	.0	.0	.0	.0	.0	.0
9. Inland marine0	.0	.0	.0	.0	.0	.0	.0	.0	.0	.0	.0
10. Financial guaranty0	.0	.0	.0	.0	.0	.0	.0	.0	.0	.0	.0
11. Medical professional liability0	.0	.0	.0	.0	.0	.0	.0	.0	.0	.0	.0
12. Earthquake0	.0	.0	.0	.0	.0	.0	.0	.0	.0	.0	.0
13. Group accident and health (b)0	.0	.0	.0	.0	.0	.0	.0	.0	.0	.0	.0
14. Credit accident and health (group and individual)0	.0	.0	.0	.0	.0	.0	.0	.0	.0	.0	.0
15.1 Collectively renewable accident and health (b)0	.0	.0	.0	.0	.0	.0	.0	.0	.0	.0	.0
15.2 Non-cancelable accident and health(b)0	.0	.0	.0	.0	.0	.0	.0	.0	.0	.0	.0
15.3 Guaranteed renewable accident and health(b)0	.0	.0	.0	.0	.0	.0	.0	.0	.0	.0	.0
15.4 Non-renewable for stated reasons only (b)0	.0	.0	.0	.0	.0	.0	.0	.0	.0	.0	.0
15.5 Other accident only0	.0	.0	.0	.0	.0	.0	.0	.0	.0	.0	.0
15.6 Medicare Title XVIII exempt from state taxes or fees0	.0	.0	.0	.0	.0	.0	.0	.0	.0	.0	.0
15.7 All other accident and health (b)0	.0	.0	.0	.0	.0	.0	.0	.0	.0	.0	.0
15.8 Federal employees health benefits plan premium (b)0	.0	.0	.0	.0	.0	.0	.0	.0	.0	.0	.0
16. Workers' compensation	91,200	99,954	.0	55,334	29,275	(68,822)	71,335	2,167	2,098	2,222	8,696	8,229
17.1 Other Liability - occurrence0	.0	.0	.0	.0	.0	.0	.0	.0	.0	.0	.0
17.2 Other Liability - claims made0	.0	.0	.0	.0	.0	.0	.0	.0	.0	.0	.0
17.3 Excess workers' compensation0	.0	.0	.0	.0	.0	.0	.0	.0	.0	.0	.0
18. Products liability0	.0	.0	.0	.0	.0	.0	.0	.0	.0	.0	.0
19.1 Private passenger auto no-fault (personal injury protection)0	.0	.0	.0	.0	.0	.0	.0	.0	.0	.0	.0
19.2 Other private passenger auto liability0	.0	.0	.0	.0	.0	.0	.0	.0	.0	.0	.0
19.3 Commercial auto no-fault (personal injury protection)0	.0	.0	.0	.0	.0	.0	.0	.0	.0	.0	.0
19.4 Other commercial auto liability0	.0	.0	.0	.0	.0	.0	.0	.0	.0	.0	.0
21.1 Private passenger auto physical damage0	.0	.0	.0	.0	.0	.0	.0	.0	.0	.0	.0
21.2 Commercial auto physical damage0	.0	.0	.0	.0	.0	.0	.0	.0	.0	.0	.0
22. Aircraft (all perils)0	.0	.0	.0	.0	.0	.0	.0	.0	.0	.0	.0
23. Fidelity0	.0	.0	.0	.0	.0	.0	.0	.0	.0	.0	.0
24. Surety0	.0	.0	.0	.0	.0	.0	.0	.0	.0	.0	.0
26. Burglary and theft0	.0	.0	.0	.0	.0	.0	.0	.0	.0	.0	.0
27. Boiler and machinery0	.0	.0	.0	.0	.0	.0	.0	.0	.0	.0	.0
28. Credit0	.0	.0	.0	.0	.0	.0	.0	.0	.0	.0	.0
29. International0	.0	.0	.0	.0	.0	.0	.0	.0	.0	.0	.0
30. Warranty0	.0	.0	.0	.0	.0	.0	.0	.0	.0	.0	.0
34. Aggregate write-ins for other lines of business0	.0	.0	.0	.0	.0	.0	.0	.0	.0	.0	.0
35. TOTALS (a)	91,200	99,954	0	55,334	29,275	(68,822)	71,335	2,167	2,098	2,222	8,696	8,229
DETAILS OF WRITE-INS												
3401.												
3402.												
3403.												
3498. Summary of remaining write-ins for Line 34 from overflow page0	.0	.0	.0	.0	.0	.0	.0	.0	.0	.0	.0
3499. Totals (Lines 3401 thru 3403 plus 3498)(Line 34 above)0	.0	.0	.0	.0	.0	.0	.0	.0	.0	.0	.0

(a) Finance and service charges not included in Lines 1 to 35 \$118

(b) For health business on indicated lines report: Number of persons insured under PPO managed care products0 and number of persons insured under indemnity only products0 .



ANNUAL STATEMENT FOR THE YEAR 2021 OF THE ALLMERICA FINANCIAL ALLIANCE INSURANCE COMPANY

EXHIBIT OF PREMIUMS AND LOSSES (Statutory Page 14)

NAIC Group Code 0088 BUSINESS IN THE STATE OF District of Columbia DURING THE YEAR 2021 NAIC Company Code 10212

Line of Business	Gross Premiums, Including Policy and Membership Fees, Less Return Premiums and Premiums on Policies not Taken		3 Dividends Paid or Credited to Policyholders on Direct Business	4 Direct Unearned Premium Reserves	5 Direct Losses Paid (deducting salvage)	6 Direct Losses Incurred	7 Direct Losses Unpaid	8 Direct Defense and Cost Containment Expense Paid	9 Direct Defense and Cost Containment Expense Incurred	10 Direct Defense and Cost Containment Expense Unpaid	11 Commissions and Brokerage Expenses	12 Taxes, Licenses and Fees
	1 Direct Premiums Written	2 Direct Premiums Earned										
1. Fire0	.0	.0	.0	.0	.0	.0	.0	.0	.0	.0	.0
2.1 Allied lines0	.0	.0	.0	.0	.0	.0	.0	.0	.0	.0	.0
2.2 Multiple peril crop0	.0	.0	.0	.0	.0	.0	.0	.0	.0	.0	.0
2.3 Federal flood0	.0	.0	.0	.0	.0	.0	.0	.0	.0	.0	.0
2.4 Private crop0	.0	.0	.0	.0	.0	.0	.0	.0	.0	.0	.0
2.5 Private flood0	.0	.0	.0	.0	.0	.0	.0	.0	.0	.0	.0
3. Farmowners multiple peril0	.0	.0	.0	.0	.0	.0	.0	.0	.0	.0	.0
4. Homeowners multiple peril0	.0	.0	.0	.0	.0	.0	.0	.0	.0	.0	.0
5.1 Commercial multiple peril (non-liability portion)0	.0	.0	.0	.0	.0	.0	.0	.0	.0	.0	.0
5.2 Commercial multiple peril (liability portion)0	.0	.0	.0	.0	.0	.0	.0	.0	.0	.0	.0
6. Mortgage guaranty0	.0	.0	.0	.0	.0	.0	.0	.0	.0	.0	.0
8. Ocean marine0	.0	.0	.0	.0	.0	.0	.0	.0	.0	.0	.0
9. Inland marine0	.0	.0	.0	.0	.0	.0	.0	.0	.0	.0	.0
10. Financial guaranty0	.0	.0	.0	.0	.0	.0	.0	.0	.0	.0	.0
11. Medical professional liability0	.0	.0	.0	.0	.0	.0	.0	.0	.0	.0	.0
12. Earthquake0	.0	.0	.0	.0	.0	.0	.0	.0	.0	.0	.0
13. Group accident and health (b)0	.0	.0	.0	.0	.0	.0	.0	.0	.0	.0	.0
14. Credit accident and health (group and individual)0	.0	.0	.0	.0	.0	.0	.0	.0	.0	.0	.0
15.1 Collectively renewable accident and health (b)0	.0	.0	.0	.0	.0	.0	.0	.0	.0	.0	.0
15.2 Non-cancelable accident and health(b)0	.0	.0	.0	.0	.0	.0	.0	.0	.0	.0	.0
15.3 Guaranteed renewable accident and health(b)0	.0	.0	.0	.0	.0	.0	.0	.0	.0	.0	.0
15.4 Non-renewable for stated reasons only (b)0	.0	.0	.0	.0	.0	.0	.0	.0	.0	.0	.0
15.5 Other accident only0	.0	.0	.0	.0	.0	.0	.0	.0	.0	.0	.0
15.6 Medicare Title XVIII exempt from state taxes or fees0	.0	.0	.0	.0	.0	.0	.0	.0	.0	.0	.0
15.7 All other accident and health (b)0	.0	.0	.0	.0	.0	.0	.0	.0	.0	.0	.0
15.8 Federal employees health benefits plan premium (b)0	.0	.0	.0	.0	.0	.0	.0	.0	.0	.0	.0
16. Workers' compensation	295,406	276,890	.0	193,528	6,843	50,250	101,615	102	4,861	19,169	29,459	19,502
17.1 Other Liability - occurrence0	.0	.0	.0	.0	.0	.0	.0	.0	.0	.0	.0
17.2 Other Liability - claims made0	.0	.0	.0	.0	.0	.0	.0	.0	.0	.0	.0
17.3 Excess workers' compensation0	.0	.0	.0	.0	.0	.0	.0	.0	.0	.0	.0
18. Products liability0	.0	.0	.0	.0	.0	.0	.0	.0	.0	.0	.0
19.1 Private passenger auto no-fault (personal injury protection)0	.0	.0	.0	.0	.0	.0	.0	.0	.0	.0	.0
19.2 Other private passenger auto liability0	.0	.0	.0	.0	.0	.0	.0	.0	.0	.0	.0
19.3 Commercial auto no-fault (personal injury protection)0	.0	.0	.0	.0	.0	.0	.0	.0	.0	.0	.0
19.4 Other commercial auto liability0	.0	.0	.0	.0	.0	.0	.0	.0	.0	.0	.0
21.1 Private passenger auto physical damage0	.0	.0	.0	.0	.0	.0	.0	.0	.0	.0	.0
21.2 Commercial auto physical damage0	.0	.0	.0	.0	.0	.0	.0	.0	.0	.0	.0
22. Aircraft (all perils)0	.0	.0	.0	.0	.0	.0	.0	.0	.0	.0	.0
23. Fidelity0	.0	.0	.0	.0	.0	.0	.0	.0	.0	.0	.0
24. Surety0	.0	.0	.0	.0	.0	.0	.0	.0	.0	.0	.0
26. Burglary and theft0	.0	.0	.0	.0	.0	.0	.0	.0	.0	.0	.0
27. Boiler and machinery0	.0	.0	.0	.0	.0	.0	.0	.0	.0	.0	.0
28. Credit0	.0	.0	.0	.0	.0	.0	.0	.0	.0	.0	.0
29. International0	.0	.0	.0	.0	.0	.0	.0	.0	.0	.0	.0
30. Warranty0	.0	.0	.0	.0	.0	.0	.0	.0	.0	.0	.0
34. Aggregate write-ins for other lines of business0	.0	.0	.0	.0	.0	.0	.0	.0	.0	.0	.0
35. TOTALS (a)	295,406	276,890	0	193,528	6,843	50,250	101,615	102	4,861	19,169	29,459	19,502
DETAILS OF WRITE-INS												
3401.												
3402.												
3403.												
3498. Summary of remaining write-ins for Line 34 from overflow page0	.0	.0	.0	.0	.0	.0	.0	.0	.0	.0	.0
3499. Totals (Lines 3401 thru 3403 plus 3498)(Line 34 above)0	.0	.0	.0	.0	.0	.0	.0	.0	.0	.0	.0

(a) Finance and service charges not included in Lines 1 to 35 \$696
(b) For health business on indicated lines report: Number of persons insured under PPO managed care products0 and number of persons insured under indemnity only products0 .



ANNUAL STATEMENT FOR THE YEAR 2021 OF THE ALLMERICA FINANCIAL ALLIANCE INSURANCE COMPANY

EXHIBIT OF PREMIUMS AND LOSSES (Statutory Page 14)

NAIC Group Code 0088 BUSINESS IN THE STATE OF Georgia DURING THE YEAR 2021 NAIC Company Code 10212

Line of Business	Gross Premiums, Including Policy and Membership Fees, Less Return Premiums and Premiums on Policies not Taken		3	4	5	6	7	8	9	10	11	12
	1	2										
	Direct Premiums Written	Direct Premiums Earned	Dividends Paid or Credited to Policyholders on Direct Business	Direct Unearned Premium Reserves	Direct Losses Paid (deducting salvage)	Direct Losses Incurred	Direct Losses Unpaid	Direct Defense and Cost Containment Expense Paid	Direct Defense and Cost Containment Expense Incurred	Direct Defense and Cost Containment Expense Unpaid	Commissions and Brokerage Expenses	Taxes, Licenses and Fees
1. Fire0	.0	.0	.0	.0	.0	.0	.0	.0	.0	.0	.0
2.1 Allied lines0	.0	.0	.0	.0	.0	.0	.0	.0	.0	.0	.0
2.2 Multiple peril crop0	.0	.0	.0	.0	.0	.0	.0	.0	.0	.0	.0
2.3 Federal flood0	.0	.0	.0	.0	.0	.0	.0	.0	.0	.0	.0
2.4 Private crop0	.0	.0	.0	.0	.0	.0	.0	.0	.0	.0	.0
2.5 Private flood0	.0	.0	.0	.0	.0	.0	.0	.0	.0	.0	.0
3. Farmowners multiple peril0	.0	.0	.0	.0	.0	.0	.0	.0	.0	.0	.0
4. Homeowners multiple peril0	.0	.0	.0	.0	.0	.0	.0	.0	.0	.0	.0
5.1 Commercial multiple peril (non-liability portion)0	.0	.0	.0	.0	.0	.0	.0	.0	.0	.0	.0
5.2 Commercial multiple peril (liability portion)0	.0	.0	.0	.0	.0	.0	.0	.0	.0	.0	.0
6. Mortgage guaranty0	.0	.0	.0	.0	.0	.0	.0	.0	.0	.0	.0
8. Ocean marine0	.0	.0	.0	.0	.0	.0	.0	.0	.0	.0	.0
9. Inland marine0	.0	.0	.0	.0	.0	.0	.0	.0	.0	.0	.0
10. Financial guaranty0	.0	.0	.0	.0	.0	.0	.0	.0	.0	.0	.0
11. Medical professional liability0	.0	.0	.0	.0	.0	.0	.0	.0	.0	.0	.0
12. Earthquake0	.0	.0	.0	.0	.0	.0	.0	.0	.0	.0	.0
13. Group accident and health (b)0	.0	.0	.0	.0	.0	.0	.0	.0	.0	.0	.0
14. Credit accident and health (group and individual)0	.0	.0	.0	.0	.0	.0	.0	.0	.0	.0	.0
15.1 Collectively renewable accident and health (b)0	.0	.0	.0	.0	.0	.0	.0	.0	.0	.0	.0
15.2 Non-cancelable accident and health(b)0	.0	.0	.0	.0	.0	.0	.0	.0	.0	.0	.0
15.3 Guaranteed renewable accident and health(b)0	.0	.0	.0	.0	.0	.0	.0	.0	.0	.0	.0
15.4 Non-renewable for stated reasons only (b)0	.0	.0	.0	.0	.0	.0	.0	.0	.0	.0	.0
15.5 Other accident only0	.0	.0	.0	.0	.0	.0	.0	.0	.0	.0	.0
15.6 Medicare Title XVIII exempt from state taxes or fees0	.0	.0	.0	.0	.0	.0	.0	.0	.0	.0	.0
15.7 All other accident and health (b)0	.0	.0	.0	.0	.0	.0	.0	.0	.0	.0	.0
15.8 Federal employees health benefits plan premium (b)0	.0	.0	.0	.0	.0	.0	.0	.0	.0	.0	.0
16. Workers' compensation	1,346,164	1,388,208	.0	732,691	196,052	209,465	806,918	77,309	82,401	121,984	127,986	68,406
17.1 Other Liability - occurrence0	.0	.0	.0	.0	.0	.0	.0	.0	.0	.0	.0
17.2 Other Liability - claims made0	.0	.0	.0	.0	.0	.0	.0	.0	.0	.0	.0
17.3 Excess workers' compensation0	.0	.0	.0	.0	.0	.0	.0	.0	.0	.0	.0
18. Products liability0	.0	.0	.0	.0	.0	.0	.0	.0	.0	.0	.0
19.1 Private passenger auto no-fault (personal injury protection)0	.0	.0	.0	.0	.0	.0	.0	.0	.0	.0	.0
19.2 Other private passenger auto liability	718,073	813,249	.0	250,952	580,711	641,473	1,538,842	44,425	14,474	88,622	105,561	36,014
19.3 Commercial auto no-fault (personal injury protection)0	.0	.0	.0	.0	.0	.0	.0	.0	.0	.0	.0
19.4 Other commercial auto liability0	.0	.0	.0	.0	.0	.0	.0	.0	.0	.0	.0
21.1 Private passenger auto physical damage	324,421	368,056	.0	115,084	172,149	178,795	6,775	1,740	1,474	463	47,934	16,270
21.2 Commercial auto physical damage0	.0	.0	.0	.0	.0	.0	.0	.0	.0	.0	.0
22. Aircraft (all perils)0	.0	.0	.0	.0	.0	.0	.0	.0	.0	.0	.0
23. Fidelity0	.0	.0	.0	.0	.0	.0	.0	.0	.0	.0	.0
24. Surety0	.0	.0	.0	.0	.0	.0	.0	.0	.0	.0	.0
26. Burglary and theft0	.0	.0	.0	.0	.0	.0	.0	.0	.0	.0	.0
27. Boiler and machinery0	.0	.0	.0	.0	.0	.0	.0	.0	.0	.0	.0
28. Credit0	.0	.0	.0	.0	.0	.0	.0	.0	.0	.0	.0
29. International0	.0	.0	.0	.0	.0	.0	.0	.0	.0	.0	.0
30. Warranty0	.0	.0	.0	.0	.0	.0	.0	.0	.0	.0	.0
34. Aggregate write-ins for other lines of business0	.0	.0	.0	.0	.0	.0	.0	.0	.0	.0	.0
35. TOTALS (a)	2,388,658	2,569,513	0	1,098,727	948,912	1,029,733	2,352,535	123,474	98,349	211,069	281,481	120,690
DETAILS OF WRITE-INS												
3401.												
3402.												
3403.												
3498. Summary of remaining write-ins for Line 34 from overflow page0	.0	.0	.0	.0	.0	.0	.0	.0	.0	.0	.0
3499. Totals (Lines 3401 thru 3403 plus 3498)(Line 34 above)0	.0	.0	.0	.0	.0	.0	.0	.0	.0	.0	.0

(a) Finance and service charges not included in Lines 1 to 35 \$7,969

(b) For health business on indicated lines report: Number of persons insured under PPO managed care products0 and number of persons insured under indemnity only products0 .



ANNUAL STATEMENT FOR THE YEAR 2021 OF THE ALLMERICA FINANCIAL ALLIANCE INSURANCE COMPANY

EXHIBIT OF PREMIUMS AND LOSSES (Statutory Page 14)

NAIC Group Code 0088		BUSINESS IN THE STATE OF Hawaii		DURING THE YEAR 2021						NAIC Company Code 10212		
Line of Business	Gross Premiums, Including Policy and Membership Fees, Less Return Premiums and Premiums on Policies not Taken		3 Dividends Paid or Credited to Policyholders on Direct Business	4 Direct Unearned Premium Reserves	5 Direct Losses Paid (deducting salvage)	6 Direct Losses Incurred	7 Direct Losses Unpaid	8 Direct Defense and Cost Containment Expense Paid	9 Direct Defense and Cost Containment Expense Incurred	10 Direct Defense and Cost Containment Expense Unpaid	11 Commissions and Brokerage Expenses	12 Taxes, Licenses and Fees
	1 Direct Premiums Written	2 Direct Premiums Earned										
Fire	0	0	0	0	0	0	0	0	0	0	0	0
Allied lines	0	0	0	0	0	0	0	0	0	0	0	0
Multiple peril crop	0	0	0	0	0	0	0	0	0	0	0	0
Federal flood	0	0	0	0	0	0	0	0	0	0	0	0
Private crop	0	0	0	0	0	0	0	0	0	0	0	0
Private flood	0	0	0	0	0	0	0	0	0	0	0	0
Farmowners multiple peril	0	0	0	0	0	0	0	0	0	0	0	0
Homeowners multiple peril	0	0	0	0	0	0	0	0	0	0	0	0
Commercial multiple peril (non-liability portion)	0	0	0	0	0	0	0	0	0	0	0	0
Commercial multiple peril (liability portion)	0	0	0	0	0	0	0	0	0	0	0	0
Mortgage guaranty	0	0	0	0	0	0	0	0	0	0	0	0
Ocean marine	0	0	0	0	0	0	0	0	0	0	0	0
Inland marine	0	0	0	0	0	0	0	0	0	0	0	0
Financial guaranty	0	0	0	0	0	0	0	0	0	0	0	0
Medical professional liability	0	0	0	0	0	0	0	0	0	0	0	0
Earthquake	0	0	0	0	0	0	0	0	0	0	0	0
Group accident and health (b)	0	0	0	0	0	0	0	0	0	0	0	0
Credit accident and health (group and individual)	0	0	0	0	0	0	0	0	0	0	0	0
Collectively renewable accident and health (b)	0	0	0	0	0	0	0	0	0	0	0	0
Non-cancelable accident and health(b)	0	0	0	0	0	0	0	0	0	0	0	0
Guaranteed renewable accident and health(b)	0	0	0	0	0	0	0	0	0	0	0	0
Non-renewable for stated reasons only (b)	0	0	0	0	0	0	0	0	0	0	0	0
Other accident only	0	0	0	0	0	0	0	0	0	0	0	0
Medicare Title XVIII exempt from state taxes or fees	0	0	0	0	0	0	0	0	0	0	0	0
All other accident and health (b)	0	0	0	0	0	0	0	0	0	0	0	0
Federal employees health benefits plan premium (b)	0	0	0	0	0	0	0	0	0	0	0	0
Workers' compensation	0	361	0	0	0	11	53	0	2	23	0	0
Other Liability - occurrence	0	0	0	0	0	0	0	0	0	0	0	0
Other Liability - claims made	0	0	0	0	0	0	0	0	0	0	0	0
Excess workers' compensation	0	0	0	0	0	0	0	0	0	0	0	0
Products liability	0	0	0	0	0	0	0	0	0	0	0	0
Private passenger auto no-fault (personal injury protection)	0	0	0	0	0	0	0	0	0	0	0	0
Other private passenger auto liability	0	0	0	0	0	0	0	0	0	0	0	0
Commercial auto no-fault (personal injury protection)	0	0	0	0	0	0	0	0	0	0	0	0
Other commercial auto liability	0	0	0	0	0	0	0	0	0	0	0	660
Private passenger auto physical damage	0	0	0	0	0	0	0	0	0	0	0	0
Commercial auto physical damage	0	0	0	0	0	0	0	0	0	0	0	0
Aircraft (all perils)	0	0	0	0	0	0	0	0	0	0	0	0
Fidelity	0	0	0	0	0	0	0	0	0	0	0	0
Surety	0	0	0	0	0	0	0	0	0	0	0	0
Burglary and theft	0	0	0	0	0	0	0	0	0	0	0	0
Boiler and machinery	0	0	0	0	0	0	0	0	0	0	0	0
Credit	0	0	0	0	0	0	0	0	0	0	0	0
International	0	0	0	0	0	0	0	0	0	0	0	0
Warranty	0	0	0	0	0	0	0	0	0	0	0	0
Aggregate write-ins for other lines of business	0	0	0	0	0	0	0	0	0	0	0	0
TOTALS (a)	0	361	0	0	0	11	53	0	2	23	0	660
DETAILS OF WRITE-INS												

(a) Finance and service charges not included in Lines 1 to 35 \$0
(b) For health business on indicated lines report: Number of persons insured under PPO managed care products0 and number of persons insured under indemnity only products0 .



ANNUAL STATEMENT FOR THE YEAR 2021 OF THE ALLMERICA FINANCIAL ALLIANCE INSURANCE COMPANY

EXHIBIT OF PREMIUMS AND LOSSES (Statutory Page 14)

NAIC Group Code 0088 BUSINESS IN THE STATE OF Idaho DURING THE YEAR 2021 NAIC Company Code 10212

Line of Business	Gross Premiums, Including Policy and Membership Fees, Less Return Premiums and Premiums on Policies not Taken		3 Dividends Paid or Credited to Policyholders on Direct Business	4 Direct Unearned Premium Reserves	5 Direct Losses Paid (deducting salvage)	6 Direct Losses Incurred	7 Direct Losses Unpaid	8 Direct Defense and Cost Containment Expense Paid	9 Direct Defense and Cost Containment Expense Incurred	10 Direct Defense and Cost Containment Expense Unpaid	11 Commissions and Brokerage Expenses	12 Taxes, Licenses and Fees
	1 Direct Premiums Written	2 Direct Premiums Earned										
1. Fire0	.0	.0	.0	.0	.0	.0	.0	.0	.0	.0	.0
2.1 Allied lines0	.0	.0	.0	.0	.0	.0	.0	.0	.0	.0	.0
2.2 Multiple peril crop0	.0	.0	.0	.0	.0	.0	.0	.0	.0	.0	.0
2.3 Federal flood0	.0	.0	.0	.0	.0	.0	.0	.0	.0	.0	.0
2.4 Private crop0	.0	.0	.0	.0	.0	.0	.0	.0	.0	.0	.0
2.5 Private flood0	.0	.0	.0	.0	.0	.0	.0	.0	.0	.0	.0
3. Farmowners multiple peril0	.0	.0	.0	.0	.0	.0	.0	.0	.0	.0	.0
4. Homeowners multiple peril0	.0	.0	.0	.0	.0	.0	.0	.0	.0	.0	.0
5.1 Commercial multiple peril (non-liability portion)0	.0	.0	.0	.0	.0	.0	.0	.0	.0	.0	.0
5.2 Commercial multiple peril (liability portion)0	.0	.0	.0	.0	.0	.0	.0	.0	.0	.0	.0
6. Mortgage guaranty0	.0	.0	.0	.0	.0	.0	.0	.0	.0	.0	.0
8. Ocean marine0	.0	.0	.0	.0	.0	.0	.0	.0	.0	.0	.0
9. Inland marine0	.0	.0	.0	.0	.0	.0	.0	.0	.0	.0	.0
10. Financial guaranty0	.0	.0	.0	.0	.0	.0	.0	.0	.0	.0	.0
11. Medical professional liability0	.0	.0	.0	.0	.0	.0	.0	.0	.0	.0	.0
12. Earthquake0	.0	.0	.0	.0	.0	.0	.0	.0	.0	.0	.0
13. Group accident and health (b)0	.0	.0	.0	.0	.0	.0	.0	.0	.0	.0	.0
14. Credit accident and health (group and individual)0	.0	.0	.0	.0	.0	.0	.0	.0	.0	.0	.0
15.1 Collectively renewable accident and health (b)0	.0	.0	.0	.0	.0	.0	.0	.0	.0	.0	.0
15.2 Non-cancelable accident and health(b)0	.0	.0	.0	.0	.0	.0	.0	.0	.0	.0	.0
15.3 Guaranteed renewable accident and health(b)0	.0	.0	.0	.0	.0	.0	.0	.0	.0	.0	.0
15.4 Non-renewable for stated reasons only (b)0	.0	.0	.0	.0	.0	.0	.0	.0	.0	.0	.0
15.5 Other accident only0	.0	.0	.0	.0	.0	.0	.0	.0	.0	.0	.0
15.6 Medicare Title XVIII exempt from state taxes or fees0	.0	.0	.0	.0	.0	.0	.0	.0	.0	.0	.0
15.7 All other accident and health (b)0	.0	.0	.0	.0	.0	.0	.0	.0	.0	.0	.0
15.8 Federal employees health benefits plan premium (b)0	.0	.0	.0	.0	.0	.0	.0	.0	.0	.0	.0
16. Workers' compensation	22,724	13,412	.0	11,345	.0	974	2,220	.0	349	939	2,261	3,598
17.1 Other Liability - occurrence0	.0	.0	.0	.0	.0	.0	.0	.0	.0	.0	.0
17.2 Other Liability - claims made0	.0	.0	.0	.0	.0	.0	.0	.0	.0	.0	.0
17.3 Excess workers' compensation0	.0	.0	.0	.0	.0	.0	.0	.0	.0	.0	.0
18. Products liability0	.0	.0	.0	.0	.0	.0	.0	.0	.0	.0	.0
19.1 Private passenger auto no-fault (personal injury protection)0	.0	.0	.0	.0	.0	.0	.0	.0	.0	.0	.0
19.2 Other private passenger auto liability0	.0	.0	.0	.0	.0	.0	.0	.0	.0	.0	.0
19.3 Commercial auto no-fault (personal injury protection)0	.0	.0	.0	.0	.0	.0	.0	.0	.0	.0	.0
19.4 Other commercial auto liability0	.0	.0	.0	.0	.0	.0	.0	.0	.0	.0	.0
21.1 Private passenger auto physical damage0	.0	.0	.0	.0	.0	.0	.0	.0	.0	.0	.0
21.2 Commercial auto physical damage0	.0	.0	.0	.0	.0	.0	.0	.0	.0	.0	.0
22. Aircraft (all perils)0	.0	.0	.0	.0	.0	.0	.0	.0	.0	.0	.0
23. Fidelity0	.0	.0	.0	.0	.0	.0	.0	.0	.0	.0	.0
24. Surety0	.0	.0	.0	.0	.0	.0	.0	.0	.0	.0	.0
26. Burglary and theft0	.0	.0	.0	.0	.0	.0	.0	.0	.0	.0	.0
27. Boiler and machinery0	.0	.0	.0	.0	.0	.0	.0	.0	.0	.0	.0
28. Credit0	.0	.0	.0	.0	.0	.0	.0	.0	.0	.0	.0
29. International0	.0	.0	.0	.0	.0	.0	.0	.0	.0	.0	.0
30. Warranty0	.0	.0	.0	.0	.0	.0	.0	.0	.0	.0	.0
34. Aggregate write-ins for other lines of business0	.0	.0	.0	.0	.0	.0	.0	.0	.0	.0	.0
35. TOTALS (a)	22,724	13,412	0	11,345	0	974	2,220	0	349	939	2,261	3,598
DETAILS OF WRITE-INS												
3401.												
3402.												
3403.												
3498. Summary of remaining write-ins for Line 34 from overflow page0	.0	.0	.0	.0	.0	.0	.0	.0	.0	.0	.0
3499. Totals (Lines 3401 thru 3403 plus 3498)(Line 34 above)0	.0	.0	.0	.0	.0	.0	.0	.0	.0	.0	.0

(a) Finance and service charges not included in Lines 1 to 35 \$61

(b) For health business on indicated lines report: Number of persons insured under PPO managed care products0 and number of persons insured under indemnity only products0 .



ANNUAL STATEMENT FOR THE YEAR 2021 OF THE ALLMERICA FINANCIAL ALLIANCE INSURANCE COMPANY

EXHIBIT OF PREMIUMS AND LOSSES (Statutory Page 14)

NAIC Group Code 0088 BUSINESS IN THE STATE OF Illinois DURING THE YEAR 2021 NAIC Company Code 10212

Line of Business	Gross Premiums, Including Policy and Membership Fees, Less Return Premiums and Premiums on Policies not Taken		3 Dividends Paid or Credited to Policyholders on Direct Business	4 Direct Unearned Premium Reserves	5 Direct Losses Paid (deducting salvage)	6 Direct Losses Incurred	7 Direct Losses Unpaid	8 Direct Defense and Cost Containment Expense Paid	9 Direct Defense and Cost Containment Expense Incurred	10 Direct Defense and Cost Containment Expense Unpaid	11 Commissions and Brokerage Expenses	12 Taxes, Licenses and Fees
	1 Direct Premiums Written	2 Direct Premiums Earned										
1. Fire	.0	.0	.0	.0	.0	.0	.0	.0	.0	.0	.0	.0
2.1 Allied lines	.0	.0	.0	.0	.0	.0	.0	.0	.0	.0	.0	.0
2.2 Multiple peril crop	.0	.0	.0	.0	.0	.0	.0	.0	.0	.0	.0	.0
2.3 Federal flood	.0	.0	.0	.0	.0	.0	.0	.0	.0	.0	.0	.0
2.4 Private crop	.0	.0	.0	.0	.0	.0	.0	.0	.0	.0	.0	.0
2.5 Private flood	.0	.0	.0	.0	.0	.0	.0	.0	.0	.0	.0	.0
3. Farmowners multiple peril	.0	.0	.0	.0	.0	.0	.0	.0	.0	.0	.0	.0
4. Homeowners multiple peril	.0	.0	.0	.0	.0	.0	.0	.0	.0	.0	.0	.0
5.1 Commercial multiple peril (non-liability portion)	.0	.0	.0	.0	.0	.0	.0	.0	.0	.0	.0	.0
5.2 Commercial multiple peril (liability portion)	.0	.0	.0	.0	.0	.0	.0	.0	.0	.0	.0	.0
6. Mortgage guaranty	.0	.0	.0	.0	.0	.0	.0	.0	.0	.0	.0	.0
8. Ocean marine	.0	.0	.0	.0	.0	.0	.0	.0	.0	.0	.0	.0
9. Inland marine	.0	.0	.0	.0	.0	.0	.0	.0	.0	.0	.0	.0
10. Financial guaranty	.0	.0	.0	.0	.0	.0	.0	.0	.0	.0	.0	.0
11. Medical professional liability	.0	.0	.0	.0	.0	.0	.0	.0	.0	.0	.0	.0
12. Earthquake	.0	.0	.0	.0	.0	.0	.0	.0	.0	.0	.0	.0
13. Group accident and health (b)	.0	.0	.0	.0	.0	.0	.0	.0	.0	.0	.0	.0
14. Credit accident and health (group and individual)	.0	.0	.0	.0	.0	.0	.0	.0	.0	.0	.0	.0
15.1 Collectively renewable accident and health (b)	.0	.0	.0	.0	.0	.0	.0	.0	.0	.0	.0	.0
15.2 Non-cancelable accident and health(b)	.0	.0	.0	.0	.0	.0	.0	.0	.0	.0	.0	.0
15.3 Guaranteed renewable accident and health(b)	.0	.0	.0	.0	.0	.0	.0	.0	.0	.0	.0	.0
15.4 Non-renewable for stated reasons only (b)	.0	.0	.0	.0	.0	.0	.0	.0	.0	.0	.0	.0
15.5 Other accident only	.0	.0	.0	.0	.0	.0	.0	.0	.0	.0	.0	.0
15.6 Medicare Title XVIII exempt from state taxes or fees	.0	.0	.0	.0	.0	.0	.0	.0	.0	.0	.0	.0
15.7 All other accident and health (b)	.0	.0	.0	.0	.0	.0	.0	.0	.0	.0	.0	.0
15.8 Federal employees health benefits plan premium (b)	.0	.0	.0	.0	.0	.0	.0	.0	.0	.0	.0	.0
16. Workers' compensation	1,535,790	1,521,042	.0	749,332	353,584	822,937	1,404,244	57,713	80,978	119,209	167,295	22,444
17.1 Other Liability - occurrence	.0	.0	.0	.0	.0	.0	.0	.0	.0	.0	.0	.0
17.2 Other Liability - claims made	.0	.0	.0	.0	.0	.0	.0	.0	.0	.0	.0	.0
17.3 Excess workers' compensation	.0	.0	.0	.0	.0	.0	.0	.0	.0	.0	.0	.0
18. Products liability	.0	.0	.0	.0	.0	.0	.0	.0	.0	.0	.0	.0
19.1 Private passenger auto no-fault (personal injury protection)	.0	.0	.0	.0	.0	.0	.0	.0	.0	.0	.0	.0
19.2 Other private passenger auto liability	31,626,382	30,697,135	.0	15,442,889	16,066,883	16,809,078	32,306,535	763,455	913,698	2,600,969	4,838,733	462,974
19.3 Commercial auto no-fault (personal injury protection)	.0	.0	.0	.0	.0	.0	.0	.0	.0	.0	.0	.0
19.4 Other commercial auto liability	.0	.0	.0	.0	.0	.0	.0	.0	.0	.0	.0	.0
21.1 Private passenger auto physical damage	27,166,588	25,454,500	.0	13,372,431	14,139,307	14,439,371	428,843	3,631	1,179	28,553	4,152,263	396,711
21.2 Commercial auto physical damage	.0	.0	.0	.0	.0	.0	.0	.0	.0	.0	.0	.0
22. Aircraft (all perils)	.0	.0	.0	.0	.0	.0	.0	.0	.0	.0	.0	.0
23. Fidelity	.0	.0	.0	.0	.0	.0	.0	.0	.0	.0	.0	.0
24. Surety	.0	.0	.0	.0	.0	.0	.0	.0	.0	.0	.0	.0
26. Burglary and theft	.0	.0	.0	.0	.0	.0	.0	.0	.0	.0	.0	.0
27. Boiler and machinery	.0	.0	.0	.0	.0	.0	.0	.0	.0	.0	.0	.0
28. Credit	.0	.0	.0	.0	.0	.0	.0	.0	.0	.0	.0	.0
29. International	.0	.0	.0	.0	.0	.0	.0	.0	.0	.0	.0	.0
30. Warranty	.0	.0	.0	.0	.0	.0	.0	.0	.0	.0	.0	.0
34. Aggregate write-ins for other lines of business	.0	.0	.0	.0	.0	.0	.0	.0	.0	.0	.0	.0
35. TOTALS (a)	60,328,760	57,672,677	0	29,564,652	30,559,774	32,071,386	34,139,622	824,799	995,855	2,748,731	9,158,291	882,129
DETAILS OF WRITE-INS												
3401.												
3402.												
3403.												
3498. Summary of remaining write-ins for Line 34 from overflow page	.0	.0	.0	.0	.0	.0	.0	.0	.0	.0	.0	.0
3499. Totals (Lines 3401 thru 3403 plus 3498)(Line 34 above)	.0	.0	.0	.0	.0	.0	.0	.0	.0	.0	.0	.0

(a) Finance and service charges not included in Lines 1 to 35 \$ 247,557
(b) For health business on indicated lines report: Number of persons insured under PPO managed care products 0 and number of persons insured under indemnity only products 0



ANNUAL STATEMENT FOR THE YEAR 2021 OF THE ALLMERICA FINANCIAL ALLIANCE INSURANCE COMPANY

EXHIBIT OF PREMIUMS AND LOSSES (Statutory Page 14)

NAIC Group Code 0088 BUSINESS IN THE STATE OF Indiana DURING THE YEAR 2021 NAIC Company Code 10212

Line of Business	Gross Premiums, Including Policy and Membership Fees, Less Return Premiums and Premiums on Policies not Taken		3	4	5	6	7	8	9	10	11	12
	1	2										
	Direct Premiums Written	Direct Premiums Earned	Dividends Paid or Credited to Policyholders on Direct Business	Direct Unearned Premium Reserves	Direct Losses Paid (deducting salvage)	Direct Losses Incurred	Direct Losses Unpaid	Direct Defense and Cost Containment Expense Paid	Direct Defense and Cost Containment Expense Incurred	Direct Defense and Cost Containment Expense Unpaid	Commissions and Brokerage Expenses	Taxes, Licenses and Fees
1. Fire0	.0	.0	.0	.0	.0	.0	.0	.0	.0	.0	.0
2.1 Allied lines0	.0	.0	.0	.0	.0	.0	.0	.0	.0	.0	.0
2.2 Multiple peril crop0	.0	.0	.0	.0	.0	.0	.0	.0	.0	.0	.0
2.3 Federal flood0	.0	.0	.0	.0	.0	.0	.0	.0	.0	.0	.0
2.4 Private crop0	.0	.0	.0	.0	.0	.0	.0	.0	.0	.0	.0
2.5 Private flood0	.0	.0	.0	.0	.0	.0	.0	.0	.0	.0	.0
3. Farmowners multiple peril0	.0	.0	.0	.0	.0	.0	.0	.0	.0	.0	.0
4. Homeowners multiple peril0	.0	.0	.0	.0	.0	.0	.0	.0	.0	.0	.0
5.1 Commercial multiple peril (non-liability portion)0	.0	.0	.0	.0	.0	.0	.0	.0	.0	.0	.0
5.2 Commercial multiple peril (liability portion)0	.0	.0	.0	.0	.0	.0	.0	.0	.0	.0	.0
6. Mortgage guaranty0	.0	.0	.0	.0	.0	.0	.0	.0	.0	.0	.0
8. Ocean marine0	.0	.0	.0	.0	.0	.0	.0	.0	.0	.0	.0
9. Inland marine0	.0	.0	.0	.0	.0	.0	.0	.0	.0	.0	.0
10. Financial guaranty0	.0	.0	.0	.0	.0	.0	.0	.0	.0	.0	.0
11. Medical professional liability0	.0	.0	.0	.0	.0	.0	.0	.0	.0	.0	.0
12. Earthquake0	.0	.0	.0	.0	.0	.0	.0	.0	.0	.0	.0
13. Group accident and health (b)0	.0	.0	.0	.0	.0	.0	.0	.0	.0	.0	.0
14. Credit accident and health (group and individual)0	.0	.0	.0	.0	.0	.0	.0	.0	.0	.0	.0
15.1 Collectively renewable accident and health (b)0	.0	.0	.0	.0	.0	.0	.0	.0	.0	.0	.0
15.2 Non-cancelable accident and health(b)0	.0	.0	.0	.0	.0	.0	.0	.0	.0	.0	.0
15.3 Guaranteed renewable accident and health(b)0	.0	.0	.0	.0	.0	.0	.0	.0	.0	.0	.0
15.4 Non-renewable for stated reasons only (b)0	.0	.0	.0	.0	.0	.0	.0	.0	.0	.0	.0
15.5 Other accident only0	.0	.0	.0	.0	.0	.0	.0	.0	.0	.0	.0
15.6 Medicare Title XVIII exempt from state taxes or fees0	.0	.0	.0	.0	.0	.0	.0	.0	.0	.0	.0
15.7 All other accident and health (b)0	.0	.0	.0	.0	.0	.0	.0	.0	.0	.0	.0
15.8 Federal employees health benefits plan premium (b)0	.0	.0	.0	.0	.0	.0	.0	.0	.0	.0	.0
16. Workers' compensation	998,259	1,055,941	.0	399,537	561,665	340,140	811,900	25,999	26,028	81,845	91,337	29,849
17.1 Other Liability - occurrence0	.0	.0	.0	.0	.0	.0	.0	.0	.0	.0	.0
17.2 Other Liability - claims made0	.0	.0	.0	.0	.0	.0	.0	.0	.0	.0	.0
17.3 Excess workers' compensation0	.0	.0	.0	.0	.0	.0	.0	.0	.0	.0	.0
18. Products liability0	.0	.0	.0	.0	.0	.0	.0	.0	.0	.0	.0
19.1 Private passenger auto no-fault (personal injury protection)0	.0	.0	.0	.0	.0	.0	.0	.0	.0	.0	.0
19.2 Other private passenger auto liability0	.0	.0	.0	.0	.0	.0	.0	.0	.0	.0	.0
19.3 Commercial auto no-fault (personal injury protection)0	.0	.0	.0	.0	.0	.0	.0	.0	.0	.0	.0
19.4 Other commercial auto liability0	.0	.0	.0	.0	.0	.0	.0	.0	.0	.0	.0
21.1 Private passenger auto physical damage0	.0	.0	.0	.0	.0	.0	.0	.0	.0	.0	.0
21.2 Commercial auto physical damage0	.0	.0	.0	.0	.0	.0	.0	.0	.0	.0	.0
22. Aircraft (all perils)0	.0	.0	.0	.0	.0	.0	.0	.0	.0	.0	.0
23. Fidelity0	.0	.0	.0	.0	.0	.0	.0	.0	.0	.0	.0
24. Surety0	.0	.0	.0	.0	.0	.0	.0	.0	.0	.0	.0
26. Burglary and theft0	.0	.0	.0	.0	.0	.0	.0	.0	.0	.0	.0
27. Boiler and machinery0	.0	.0	.0	.0	.0	.0	.0	.0	.0	.0	.0
28. Credit0	.0	.0	.0	.0	.0	.0	.0	.0	.0	.0	.0
29. International0	.0	.0	.0	.0	.0	.0	.0	.0	.0	.0	.0
30. Warranty0	.0	.0	.0	.0	.0	.0	.0	.0	.0	.0	.0
34. Aggregate write-ins for other lines of business0	.0	.0	.0	.0	.0	.0	.0	.0	.0	.0	.0
35. TOTALS (a)	998,259	1,055,941	0	399,537	561,665	340,140	811,900	25,999	26,028	81,845	91,337	29,849
DETAILS OF WRITE-INS												
3401.												
3402.												
3403.												
3498. Summary of remaining write-ins for Line 34 from overflow page0	.0	.0	.0	.0	.0	.0	.0	.0	.0	.0	.0
3499. Totals (Lines 3401 thru 3403 plus 3498)(Line 34 above)0	.0	.0	.0	.0	.0	.0	.0	.0	.0	.0	.0

(a) Finance and service charges not included in Lines 1 to 35 \$1,888
(b) For health business on indicated lines report: Number of persons insured under PPO managed care products0 and number of persons insured under indemnity only products0 .



ANNUAL STATEMENT FOR THE YEAR 2021 OF THE ALLMERICA FINANCIAL ALLIANCE INSURANCE COMPANY

EXHIBIT OF PREMIUMS AND LOSSES (Statutory Page 14)

NAIC Group Code 0088		BUSINESS IN THE STATE OF Iowa				DURING THE YEAR 2021				NAIC Company Code 10212		
Line of Business	Gross Premiums, Including Policy and Membership Fees, Less Return Premiums and Premiums on Policies not Taken		3 Dividends Paid or Credited to Policyholders on Direct Business	4 Direct Unearned Premium Reserves	5 Direct Losses Paid (deducting salvage)	6 Direct Losses Incurred	7 Direct Losses Unpaid	8 Direct Defense and Cost Containment Expense Paid	9 Direct Defense and Cost Containment Expense Incurred	10 Direct Defense and Cost Containment Expense Unpaid	11 Commissions and Brokerage Expenses	12 Taxes, Licenses and Fees
	1 Direct Premiums Written	2 Direct Premiums Earned										
Fire	.0	.0	.0	.0	.0	.0	.0	.0	.0	.0	.0	.0
Allied lines	.0	.0	.0	.0	.0	.0	.0	.0	.0	.0	.0	.0
Multiple peril crop	.0	.0	.0	.0	.0	.0	.0	.0	.0	.0	.0	.0
Federal flood	.0	.0	.0	.0	.0	.0	.0	.0	.0	.0	.0	.0
Private crop	.0	.0	.0	.0	.0	.0	.0	.0	.0	.0	.0	.0
Private flood	.0	.0	.0	.0	.0	.0	.0	.0	.0	.0	.0	.0
Farmowners multiple peril	.0	.0	.0	.0	.0	.0	.0	.0	.0	.0	.0	.0
Homeowners multiple peril	.0	.0	.0	.0	.0	.0	.0	.0	.0	.0	.0	.0
Commercial multiple peril (non-liability portion)	.0	.0	.0	.0	.0	.0	.0	.0	.0	.0	.0	.0
Commercial multiple peril (liability portion)	.0	.0	.0	.0	.0	.0	.0	.0	.0	.0	.0	.0
Mortgage guaranty	.0	.0	.0	.0	.0	.0	.0	.0	.0	.0	.0	.0
Ocean marine	.0	.0	.0	.0	.0	.0	.0	.0	.0	.0	.0	.0
Inland marine	.0	.0	.0	.0	.0	.0	.0	.0	.0	.0	.0	.0
Financial guaranty	.0	.0	.0	.0	.0	.0	.0	.0	.0	.0	.0	.0
Medical professional liability	.0	.0	.0	.0	.0	.0	.0	.0	.0	.0	.0	.0
Earthquake	.0	.0	.0	.0	.0	.0	.0	.0	.0	.0	.0	.0
Group accident and health (b)	.0	.0	.0	.0	.0	.0	.0	.0	.0	.0	.0	.0
Credit accident and health (group and individual)	.0	.0	.0	.0	.0	.0	.0	.0	.0	.0	.0	.0
Collectively renewable accident and health (b)	.0	.0	.0	.0	.0	.0	.0	.0	.0	.0	.0	.0
Non-cancelable accident and health(b)	.0	.0	.0	.0	.0	.0	.0	.0	.0	.0	.0	.0
Guaranteed renewable accident and health(b)	.0	.0	.0	.0	.0	.0	.0	.0	.0	.0	.0	.0
Non-renewable for stated reasons only (b)	.0	.0	.0	.0	.0	.0	.0	.0	.0	.0	.0	.0
Other accident only	.0	.0	.0	.0	.0	.0	.0	.0	.0	.0	.0	.0
Medicare Title XVIII exempt from state taxes or fees	.0	.0	.0	.0	.0	.0	.0	.0	.0	.0	.0	.0
All other accident and health (b)	.0	.0	.0	.0	.0	.0	.0	.0	.0	.0	.0	.0
Federal employees health benefits plan premium (b)	.0	.0	.0	.0	.0	.0	.0	.0	.0	.0	.0	.0
Workers' compensation	39,089	26,488	.0	15,564	.0	2,990	6,594	.0	876	1,886	3,547	3,926
Other Liability - occurrence	.0	.0	.0	.0	.0	.0	.0	.0	.0	.0	.0	.0
Other Liability - claims made	.0	.0	.0	.0	.0	.0	.0	.0	.0	.0	.0	.0
Excess workers' compensation	.0	.0	.0	.0	.0	.0	.0	.0	.0	.0	.0	.0
Products liability	.0	.0	.0	.0	.0	.0	.0	.0	.0	.0	.0	.0
Private passenger auto no-fault (personal injury protection)	.0	.0	.0	.0	.0	.0	.0	.0	.0	.0	.0	.0
Other private passenger auto liability	.0	.0	.0	.0	.0	.0	.0	.0	.0	.0	.0	.0
Commercial auto no-fault (personal injury protection)	.0	.0	.0	.0	.0	.0	.0	.0	.0	.0	.0	.0
Other commercial auto liability	.0	.0	.0	.0	.0	.0	.0	.0	.0	.0	.0	.0
Private passenger auto physical damage	.0	.0	.0	.0	.0	.0	.0	.0	.0	.0	.0	.0
Commercial auto physical damage	.0	.0	.0	.0	.0	.0	.0	.0	.0	.0	.0	.0
Aircraft (all perils)	.0	.0	.0	.0	.0	.0	.0	.0	.0	.0	.0	.0
Fidelity	.0	.0	.0	.0	.0	.0	.0	.0	.0	.0	.0	.0
Surety	.0	.0	.0	.0	.0	.0	.0	.0	.0	.0	.0	.0
Burglary and theft	.0	.0	.0	.0	.0	.0	.0	.0	.0	.0	.0	.0
Boiler and machinery	.0	.0	.0	.0	.0	.0	.0	.0	.0	.0	.0	.0
Credit	.0	.0	.0	.0	.0	.0	.0	.0	.0	.0	.0	.0
International	.0	.0	.0	.0	.0	.0	.0	.0	.0	.0	.0	.0
Warranty	.0	.0	.0	.0	.0	.0	.0	.0	.0	.0	.0	.0
Aggregate write-ins for other lines of business	.0	.0	.0	.0	.0	.0	.0	.0	.0	.0	.0	.0
TOTALS (a)	39,089	26,488	0	15,564	0	2,990	6,594	0	876	1,886	3,547	3,926
DETAILS OF WRITE-INS												
Summary of remaining write-ins for Line 34 from overflow page	.0	.0	.0	.0	.0	.0	.0	.0	.0	.0	.0	.0
Totals (Lines 3401 thru 3403 plus 3498)(Line 34 above)	0	0	0	0	0	0	0	0	0	0	0	0

(a) Finance and service charges not included in Lines 1 to 35 \$74
(b) For health business on indicated lines report: Number of persons insured under PPO managed care products0 and number of persons insured under indemnity only products0 .



ANNUAL STATEMENT FOR THE YEAR 2021 OF THE ALLMERICA FINANCIAL ALLIANCE INSURANCE COMPANY

EXHIBIT OF PREMIUMS AND LOSSES (Statutory Page 14)

NAIC Group Code 0088 BUSINESS IN THE STATE OF Kansas DURING THE YEAR 2021 NAIC Company Code 10212

Line of Business	Gross Premiums, Including Policy and Membership Fees, Less Return Premiums and Premiums on Policies not Taken		3	4	5	6	7	8	9	10	11	12
	1	2										
	Direct Premiums Written	Direct Premiums Earned	Dividends Paid or Credited to Policyholders on Direct Business	Direct Unearned Premium Reserves	Direct Losses Paid (deducting salvage)	Direct Losses Incurred	Direct Losses Unpaid	Direct Defense and Cost Containment Expense Paid	Direct Defense and Cost Containment Expense Incurred	Direct Defense and Cost Containment Expense Unpaid	Commissions and Brokerage Expenses	Taxes, Licenses and Fees
1. Fire0	.0	.0	.0	.0	.0	.0	.0	.0	.0	.0	.0
2.1 Allied lines0	.0	.0	.0	.0	.0	.0	.0	.0	.0	.0	.0
2.2 Multiple peril crop0	.0	.0	.0	.0	.0	.0	.0	.0	.0	.0	.0
2.3 Federal flood0	.0	.0	.0	.0	.0	.0	.0	.0	.0	.0	.0
2.4 Private crop0	.0	.0	.0	.0	.0	.0	.0	.0	.0	.0	.0
2.5 Private flood0	.0	.0	.0	.0	.0	.0	.0	.0	.0	.0	.0
3. Farmowners multiple peril0	.0	.0	.0	.0	.0	.0	.0	.0	.0	.0	.0
4. Homeowners multiple peril0	.0	.0	.0	.0	.0	.0	.0	.0	.0	.0	.0
5.1 Commercial multiple peril (non-liability portion)0	.0	.0	.0	.0	.0	.0	.0	.0	.0	.0	.0
5.2 Commercial multiple peril (liability portion)0	.0	.0	.0	.0	.0	.0	.0	.0	.0	.0	.0
6. Mortgage guaranty0	.0	.0	.0	.0	.0	.0	.0	.0	.0	.0	.0
8. Ocean marine0	.0	.0	.0	.0	.0	.0	.0	.0	.0	.0	.0
9. Inland marine0	.0	.0	.0	.0	.0	.0	.0	.0	.0	.0	.0
10. Financial guaranty0	.0	.0	.0	.0	.0	.0	.0	.0	.0	.0	.0
11. Medical professional liability0	.0	.0	.0	.0	.0	.0	.0	.0	.0	.0	.0
12. Earthquake0	.0	.0	.0	.0	.0	.0	.0	.0	.0	.0	.0
13. Group accident and health (b)0	.0	.0	.0	.0	.0	.0	.0	.0	.0	.0	.0
14. Credit accident and health (group and individual)0	.0	.0	.0	.0	.0	.0	.0	.0	.0	.0	.0
15.1 Collectively renewable accident and health (b)0	.0	.0	.0	.0	.0	.0	.0	.0	.0	.0	.0
15.2 Non-cancelable accident and health(b)0	.0	.0	.0	.0	.0	.0	.0	.0	.0	.0	.0
15.3 Guaranteed renewable accident and health(b)0	.0	.0	.0	.0	.0	.0	.0	.0	.0	.0	.0
15.4 Non-renewable for stated reasons only (b)0	.0	.0	.0	.0	.0	.0	.0	.0	.0	.0	.0
15.5 Other accident only0	.0	.0	.0	.0	.0	.0	.0	.0	.0	.0	.0
15.6 Medicare Title XVIII exempt from state taxes or fees0	.0	.0	.0	.0	.0	.0	.0	.0	.0	.0	.0
15.7 All other accident and health (b)0	.0	.0	.0	.0	.0	.0	.0	.0	.0	.0	.0
15.8 Federal employees health benefits plan premium (b)0	.0	.0	.0	.0	.0	.0	.0	.0	.0	.0	.0
16. Workers' compensation	28,241	31,976	.0	16,855	52,777	75,285	92,058	14,307	14,329	4,792	2,742	60,967
17.1 Other Liability - occurrence0	.0	.0	.0	.0	.0	.0	.0	.0	.0	.0	.0
17.2 Other Liability - claims made0	.0	.0	.0	.0	.0	.0	.0	.0	.0	.0	.0
17.3 Excess workers' compensation0	.0	.0	.0	.0	.0	.0	.0	.0	.0	.0	.0
18. Products liability0	.0	.0	.0	.0	.0	.0	.0	.0	.0	.0	.0
19.1 Private passenger auto no-fault (personal injury protection)0	.0	.0	.0	.0	.0	.0	.0	.0	.0	.0	.0
19.2 Other private passenger auto liability0	.0	.0	.0	.0	.0	.0	.0	.0	.0	.0	.0
19.3 Commercial auto no-fault (personal injury protection)0	.0	.0	.0	.0	.0	.0	.0	.0	.0	.0	.0
19.4 Other commercial auto liability0	.0	.0	.0	.0	.0	.0	.0	.0	.0	.0	.0
21.1 Private passenger auto physical damage0	.0	.0	.0	.0	.0	.0	.0	.0	.0	.0	.0
21.2 Commercial auto physical damage0	.0	.0	.0	.0	.0	.0	.0	.0	.0	.0	.0
22. Aircraft (all perils)0	.0	.0	.0	.0	.0	.0	.0	.0	.0	.0	.0
23. Fidelity0	.0	.0	.0	.0	.0	.0	.0	.0	.0	.0	.0
24. Surety0	.0	.0	.0	.0	.0	.0	.0	.0	.0	.0	.0
26. Burglary and theft0	.0	.0	.0	.0	.0	.0	.0	.0	.0	.0	.0
27. Boiler and machinery0	.0	.0	.0	.0	.0	.0	.0	.0	.0	.0	.0
28. Credit0	.0	.0	.0	.0	.0	.0	.0	.0	.0	.0	.0
29. International0	.0	.0	.0	.0	.0	.0	.0	.0	.0	.0	.0
30. Warranty0	.0	.0	.0	.0	.0	.0	.0	.0	.0	.0	.0
34. Aggregate write-ins for other lines of business0	.0	.0	.0	.0	.0	.0	.0	.0	.0	.0	.0
35. TOTALS (a)	28,241	31,976	0	16,855	52,777	75,285	92,058	14,307	14,329	4,792	2,742	60,967
DETAILS OF WRITE-INS												
3401.												
3402.												
3403.												
3498. Summary of remaining write-ins for Line 34 from overflow page0	.0	.0	.0	.0	.0	.0	.0	.0	.0	.0	.0
3499. Totals (Lines 3401 thru 3403 plus 3498)(Line 34 above)0	.0	.0	.0	.0	.0	.0	.0	.0	.0	.0	.0

(a) Finance and service charges not included in Lines 1 to 35 \$162
(b) For health business on indicated lines report: Number of persons insured under PPO managed care products0 and number of persons insured under indemnity only products0 .



ANNUAL STATEMENT FOR THE YEAR 2021 OF THE ALLMERICA FINANCIAL ALLIANCE INSURANCE COMPANY

EXHIBIT OF PREMIUMS AND LOSSES (Statutory Page 14)

NAIC Group Code 0088 BUSINESS IN THE STATE OF Kentucky DURING THE YEAR 2021 NAIC Company Code 10212

Line of Business	Gross Premiums, Including Policy and Membership Fees, Less Return Premiums and Premiums on Policies not Taken		3	4	5	6	7	8	9	10	11	12
	1	2										
	Direct Premiums Written	Direct Premiums Earned	Dividends Paid or Credited to Policyholders on Direct Business	Direct Unearned Premium Reserves	Direct Losses Paid (deducting salvage)	Direct Losses Incurred	Direct Losses Unpaid	Direct Defense and Cost Containment Expense Paid	Direct Defense and Cost Containment Expense Incurred	Direct Defense and Cost Containment Expense Unpaid	Commissions and Brokerage Expenses	Taxes, Licenses and Fees
1. Fire0	.0	.0	.0	.0	.0	.0	.0	.0	.0	.0	.0
2.1 Allied lines0	.0	.0	.0	.0	.0	.0	.0	.0	.0	.0	.0
2.2 Multiple peril crop0	.0	.0	.0	.0	.0	.0	.0	.0	.0	.0	.0
2.3 Federal flood0	.0	.0	.0	.0	.0	.0	.0	.0	.0	.0	.0
2.4 Private crop0	.0	.0	.0	.0	.0	.0	.0	.0	.0	.0	.0
2.5 Private flood0	.0	.0	.0	.0	.0	.0	.0	.0	.0	.0	.0
3. Farmowners multiple peril0	.0	.0	.0	.0	.0	.0	.0	.0	.0	.0	.0
4. Homeowners multiple peril0	.0	.0	.0	.0	.0	.0	.0	.0	.0	.0	.0
5.1 Commercial multiple peril (non-liability portion)0	.0	.0	.0	.0	.0	.0	.0	.0	.0	.0	.0
5.2 Commercial multiple peril (liability portion)0	.0	.0	.0	.0	.0	.0	.0	.0	.0	.0	.0
6. Mortgage guaranty0	.0	.0	.0	.0	.0	.0	.0	.0	.0	.0	.0
8. Ocean marine0	.0	.0	.0	.0	.0	.0	.0	.0	.0	.0	.0
9. Inland marine0	.0	.0	.0	.0	.0	.0	.0	.0	.0	.0	.0
10. Financial guaranty0	.0	.0	.0	.0	.0	.0	.0	.0	.0	.0	.0
11. Medical professional liability0	.0	.0	.0	.0	.0	.0	.0	.0	.0	.0	.0
12. Earthquake0	.0	.0	.0	.0	.0	.0	.0	.0	.0	.0	.0
13. Group accident and health (b)0	.0	.0	.0	.0	.0	.0	.0	.0	.0	.0	.0
14. Credit accident and health (group and individual)0	.0	.0	.0	.0	.0	.0	.0	.0	.0	.0	.0
15.1 Collectively renewable accident and health (b)0	.0	.0	.0	.0	.0	.0	.0	.0	.0	.0	.0
15.2 Non-cancelable accident and health(b)0	.0	.0	.0	.0	.0	.0	.0	.0	.0	.0	.0
15.3 Guaranteed renewable accident and health(b)0	.0	.0	.0	.0	.0	.0	.0	.0	.0	.0	.0
15.4 Non-renewable for stated reasons only (b)0	.0	.0	.0	.0	.0	.0	.0	.0	.0	.0	.0
15.5 Other accident only0	.0	.0	.0	.0	.0	.0	.0	.0	.0	.0	.0
15.6 Medicare Title XVIII exempt from state taxes or fees0	.0	.0	.0	.0	.0	.0	.0	.0	.0	.0	.0
15.7 All other accident and health (b)0	.0	.0	.0	.0	.0	.0	.0	.0	.0	.0	.0
15.8 Federal employees health benefits plan premium (b)0	.0	.0	.0	.0	.0	.0	.0	.0	.0	.0	.0
16. Workers' compensation	146,242	170,890	.0	68,741	47,675	32,279	1,252,309	42,053	40,147	14,301	13,940	20,411
17.1 Other Liability - occurrence0	.0	.0	.0	.0	.0	.0	.0	.0	.0	.0	.0
17.2 Other Liability - claims made0	.0	.0	.0	.0	.0	.0	.0	.0	.0	.0	.0
17.3 Excess workers' compensation0	.0	.0	.0	.0	.0	.0	.0	.0	.0	.0	.0
18. Products liability0	.0	.0	.0	.0	.0	.0	.0	.0	.0	.0	.0
19.1 Private passenger auto no-fault (personal injury protection)0	.0	.0	.0	.0	.0	.0	.0	.0	.0	.0	.0
19.2 Other private passenger auto liability0	.0	.0	.0	.0	.0	.0	.0	.0	.0	.0	.0
19.3 Commercial auto no-fault (personal injury protection)0	.0	.0	.0	.0	.0	.0	.0	.0	.0	.0	.0
19.4 Other commercial auto liability0	.0	.0	.0	.0	.0	.0	.0	.0	.0	.0	.0
21.1 Private passenger auto physical damage0	.0	.0	.0	.0	.0	.0	.0	.0	.0	.0	.0
21.2 Commercial auto physical damage0	.0	.0	.0	.0	.0	.0	.0	.0	.0	.0	.0
22. Aircraft (all perils)0	.0	.0	.0	.0	.0	.0	.0	.0	.0	.0	.0
23. Fidelity0	.0	.0	.0	.0	.0	.0	.0	.0	.0	.0	.0
24. Surety0	.0	.0	.0	.0	.0	.0	.0	.0	.0	.0	.0
26. Burglary and theft0	.0	.0	.0	.0	.0	.0	.0	.0	.0	.0	.0
27. Boiler and machinery0	.0	.0	.0	.0	.0	.0	.0	.0	.0	.0	.0
28. Credit0	.0	.0	.0	.0	.0	.0	.0	.0	.0	.0	.0
29. International0	.0	.0	.0	.0	.0	.0	.0	.0	.0	.0	.0
30. Warranty0	.0	.0	.0	.0	.0	.0	.0	.0	.0	.0	.0
34. Aggregate write-ins for other lines of business0	.0	.0	.0	.0	.0	.0	.0	.0	.0	.0	.0
35. TOTALS (a)	146,242	170,890	0	68,741	47,675	32,279	1,252,309	42,053	40,147	14,301	13,940	20,411
DETAILS OF WRITE-INS												
3401.												
3402.												
3403.												
3498. Summary of remaining write-ins for Line 34 from overflow page0	.0	.0	.0	.0	.0	.0	.0	.0	.0	.0	.0
3499. Totals (Lines 3401 thru 3403 plus 3498)(Line 34 above)0	.0	.0	.0	.0	.0	.0	.0	.0	.0	.0	.0

(a) Finance and service charges not included in Lines 1 to 35 \$1,034
(b) For health business on indicated lines report: Number of persons insured under PPO managed care products0 and number of persons insured under indemnity only products0 .



ANNUAL STATEMENT FOR THE YEAR 2021 OF THE ALLMERICA FINANCIAL ALLIANCE INSURANCE COMPANY

EXHIBIT OF PREMIUMS AND LOSSES (Statutory Page 14)

NAIC Group Code 0088 BUSINESS IN THE STATE OF Louisiana DURING THE YEAR 2021 NAIC Company Code 10212

Line of Business	Gross Premiums, Including Policy and Membership Fees, Less Return Premiums and Premiums on Policies not Taken		3	4	5	6	7	8	9	10	11	12
	1	2										
	Direct Premiums Written	Direct Premiums Earned	Dividends Paid or Credited to Policyholders on Direct Business	Direct Unearned Premium Reserves	Direct Losses Paid (deducting salvage)	Direct Losses Incurred	Direct Losses Unpaid	Direct Defense and Cost Containment Expense Paid	Direct Defense and Cost Containment Expense Incurred	Direct Defense and Cost Containment Expense Unpaid	Commissions and Brokerage Expenses	Taxes, Licenses and Fees
1. Fire0	.0	.0	.0	.0	.0	.0	.0	.0	.0	.0	.0
2.1 Allied lines0	.0	.0	.0	.0	.0	.0	.0	.0	.0	.0	.0
2.2 Multiple peril crop0	.0	.0	.0	.0	.0	.0	.0	.0	.0	.0	.0
2.3 Federal flood0	.0	.0	.0	.0	.0	.0	.0	.0	.0	.0	.0
2.4 Private crop0	.0	.0	.0	.0	.0	.0	.0	.0	.0	.0	.0
2.5 Private flood0	.0	.0	.0	.0	.0	.0	.0	.0	.0	.0	.0
3. Farmowners multiple peril0	.0	.0	.0	.0	.0	.0	.0	.0	.0	.0	.0
4. Homeowners multiple peril0	.0	.0	.0	.0	.0	.0	.0	.0	.0	.0	.0
5.1 Commercial multiple peril (non-liability portion)0	.0	.0	.0	.0	.0	.0	.0	.0	.0	.0	.0
5.2 Commercial multiple peril (liability portion)0	.0	.0	.0	.0	.0	.0	.0	.0	.0	.0	.0
6. Mortgage guaranty0	.0	.0	.0	.0	.0	.0	.0	.0	.0	.0	.0
8. Ocean marine0	.0	.0	.0	.0	.0	.0	.0	.0	.0	.0	.0
9. Inland marine0	.0	.0	.0	.0	.0	.0	.0	.0	.0	.0	.0
10. Financial guaranty0	.0	.0	.0	.0	.0	.0	.0	.0	.0	.0	.0
11. Medical professional liability0	.0	.0	.0	.0	.0	.0	.0	.0	.0	.0	.0
12. Earthquake0	.0	.0	.0	.0	.0	.0	.0	.0	.0	.0	.0
13. Group accident and health (b)0	.0	.0	.0	.0	.0	.0	.0	.0	.0	.0	.0
14. Credit accident and health (group and individual)0	.0	.0	.0	.0	.0	.0	.0	.0	.0	.0	.0
15.1 Collectively renewable accident and health (b)0	.0	.0	.0	.0	.0	.0	.0	.0	.0	.0	.0
15.2 Non-cancelable accident and health(b)0	.0	.0	.0	.0	.0	.0	.0	.0	.0	.0	.0
15.3 Guaranteed renewable accident and health(b)0	.0	.0	.0	.0	.0	.0	.0	.0	.0	.0	.0
15.4 Non-renewable for stated reasons only (b)0	.0	.0	.0	.0	.0	.0	.0	.0	.0	.0	.0
15.5 Other accident only0	.0	.0	.0	.0	.0	.0	.0	.0	.0	.0	.0
15.6 Medicare Title XVIII exempt from state taxes or fees0	.0	.0	.0	.0	.0	.0	.0	.0	.0	.0	.0
15.7 All other accident and health (b)0	.0	.0	.0	.0	.0	.0	.0	.0	.0	.0	.0
15.8 Federal employees health benefits plan premium (b)0	.0	.0	.0	.0	.0	.0	.0	.0	.0	.0	.0
16. Workers' compensation	111,462	112,342	.0	55,914	6,399	37,576	57,288	63	(250)	8,866	13,654	20,129
17.1 Other Liability - occurrence0	.0	.0	.0	.0	.0	.0	.0	.0	.0	.0	.0
17.2 Other Liability - claims made0	.0	.0	.0	.0	.0	.0	.0	.0	.0	.0	.0
17.3 Excess workers' compensation0	.0	.0	.0	.0	.0	.0	.0	.0	.0	.0	.0
18. Products liability0	.0	.0	.0	.0	.0	.0	.0	.0	.0	.0	.0
19.1 Private passenger auto no-fault (personal injury protection)0	.0	.0	.0	.0	.0	.0	.0	.0	.0	.0	.0
19.2 Other private passenger auto liability0	.0	.0	.0	.0	.0	.0	.0	.0	.0	.0	.0
19.3 Commercial auto no-fault (personal injury protection)0	.0	.0	.0	.0	.0	.0	.0	.0	.0	.0	.0
19.4 Other commercial auto liability0	.0	.0	.0	.0	.0	.0	.0	.0	.0	.0	.0
21.1 Private passenger auto physical damage0	.0	.0	.0	.0	.0	.0	.0	.0	.0	.0	.0
21.2 Commercial auto physical damage0	.0	.0	.0	.0	.0	.0	.0	.0	.0	.0	.0
22. Aircraft (all perils)0	.0	.0	.0	.0	.0	.0	.0	.0	.0	.0	.0
23. Fidelity0	.0	.0	.0	.0	.0	.0	.0	.0	.0	.0	.0
24. Surety0	.0	.0	.0	.0	.0	.0	.0	.0	.0	.0	.0
26. Burglary and theft0	.0	.0	.0	.0	.0	.0	.0	.0	.0	.0	.0
27. Boiler and machinery0	.0	.0	.0	.0	.0	.0	.0	.0	.0	.0	.0
28. Credit0	.0	.0	.0	.0	.0	.0	.0	.0	.0	.0	.0
29. International0	.0	.0	.0	.0	.0	.0	.0	.0	.0	.0	.0
30. Warranty0	.0	.0	.0	.0	.0	.0	.0	.0	.0	.0	.0
34. Aggregate write-ins for other lines of business0	.0	.0	.0	.0	.0	.0	.0	.0	.0	.0	.0
35. TOTALS (a)	111,462	112,342	0	55,914	6,399	37,576	57,288	63	(250)	8,866	13,654	20,129
DETAILS OF WRITE-INS												
3401.												
3402.												
3403.												
3498. Summary of remaining write-ins for Line 34 from overflow page0	.0	.0	.0	.0	.0	.0	.0	.0	.0	.0	.0
3499. Totals (Lines 3401 thru 3403 plus 3498)(Line 34 above)0	.0	.0	.0	.0	.0	.0	.0	.0	.0	.0	.0

(a) Finance and service charges not included in Lines 1 to 35 \$345
(b) For health business on indicated lines report: Number of persons insured under PPO managed care products0 and number of persons insured under indemnity only products0 .



ANNUAL STATEMENT FOR THE YEAR 2021 OF THE ALLMERICA FINANCIAL ALLIANCE INSURANCE COMPANY

EXHIBIT OF PREMIUMS AND LOSSES (Statutory Page 14)

NAIC Group Code 0088 BUSINESS IN THE STATE OF Maine DURING THE YEAR 2021 NAIC Company Code 10212

Line of Business	Gross Premiums, Including Policy and Membership Fees, Less Return Premiums and Premiums on Policies not Taken		3	4	5	6	7	8	9	10	11	12
	1	2										
	Direct Premiums Written	Direct Premiums Earned	Dividends Paid or Credited to Policyholders on Direct Business	Direct Unearned Premium Reserves	Direct Losses Paid (deducting salvage)	Direct Losses Incurred	Direct Losses Unpaid	Direct Defense and Cost Containment Expense Paid	Direct Defense and Cost Containment Expense Incurred	Direct Defense and Cost Containment Expense Unpaid	Commissions and Brokerage Expenses	Taxes, Licenses and Fees
1. Fire0	.0	.0	.0	.0	.0	.0	.0	.0	.0	.0	.0
2.1 Allied lines0	.0	.0	.0	.0	.0	.0	.0	.0	.0	.0	.0
2.2 Multiple peril crop0	.0	.0	.0	.0	.0	.0	.0	.0	.0	.0	.0
2.3 Federal flood0	.0	.0	.0	.0	.0	.0	.0	.0	.0	.0	.0
2.4 Private crop0	.0	.0	.0	.0	.0	.0	.0	.0	.0	.0	.0
2.5 Private flood0	.0	.0	.0	.0	.0	.0	.0	.0	.0	.0	.0
3. Farmowners multiple peril0	.0	.0	.0	.0	.0	.0	.0	.0	.0	.0	.0
4. Homeowners multiple peril0	.0	.0	.0	.0	.0	.0	.0	.0	.0	.0	.0
5.1 Commercial multiple peril (non-liability portion)0	.0	.0	.0	.0	.0	.0	.0	.0	.0	.0	.0
5.2 Commercial multiple peril (liability portion)0	.0	.0	.0	.0	.0	.0	.0	.0	.0	.0	.0
6. Mortgage guaranty0	.0	.0	.0	.0	.0	.0	.0	.0	.0	.0	.0
8. Ocean marine0	.0	.0	.0	.0	.0	.0	.0	.0	.0	.0	.0
9. Inland marine0	.0	.0	.0	.0	.0	.0	.0	.0	.0	.0	.0
10. Financial guaranty0	.0	.0	.0	.0	.0	.0	.0	.0	.0	.0	.0
11. Medical professional liability0	.0	.0	.0	.0	.0	.0	.0	.0	.0	.0	.0
12. Earthquake0	.0	.0	.0	.0	.0	.0	.0	.0	.0	.0	.0
13. Group accident and health (b)0	.0	.0	.0	.0	.0	.0	.0	.0	.0	.0	.0
14. Credit accident and health (group and individual)0	.0	.0	.0	.0	.0	.0	.0	.0	.0	.0	.0
15.1 Collectively renewable accident and health (b)0	.0	.0	.0	.0	.0	.0	.0	.0	.0	.0	.0
15.2 Non-cancelable accident and health(b)0	.0	.0	.0	.0	.0	.0	.0	.0	.0	.0	.0
15.3 Guaranteed renewable accident and health(b)0	.0	.0	.0	.0	.0	.0	.0	.0	.0	.0	.0
15.4 Non-renewable for stated reasons only (b)0	.0	.0	.0	.0	.0	.0	.0	.0	.0	.0	.0
15.5 Other accident only0	.0	.0	.0	.0	.0	.0	.0	.0	.0	.0	.0
15.6 Medicare Title XVIII exempt from state taxes or fees0	.0	.0	.0	.0	.0	.0	.0	.0	.0	.0	.0
15.7 All other accident and health (b)0	.0	.0	.0	.0	.0	.0	.0	.0	.0	.0	.0
15.8 Federal employees health benefits plan premium (b)0	.0	.0	.0	.0	.0	.0	.0	.0	.0	.0	.0
16. Workers' compensation	11,881	12,992	.0	5,280	7,782	(6,568)	50,649	364	(158)	1,752	1,169	13,184
17.1 Other Liability - occurrence0	.0	.0	.0	.0	.0	.0	.0	.0	.0	.0	.0
17.2 Other Liability - claims made0	.0	.0	.0	.0	.0	.0	.0	.0	.0	.0	.0
17.3 Excess workers' compensation0	.0	.0	.0	.0	.0	.0	.0	.0	.0	.0	.0
18. Products liability0	.0	.0	.0	.0	.0	.0	.0	.0	.0	.0	.0
19.1 Private passenger auto no-fault (personal injury protection)0	.0	.0	.0	.0	.0	.0	.0	.0	.0	.0	.0
19.2 Other private passenger auto liability0	.0	.0	.0	.0	.0	.0	.0	.0	.0	.0	.0
19.3 Commercial auto no-fault (personal injury protection)0	.0	.0	.0	.0	.0	.0	.0	.0	.0	.0	.0
19.4 Other commercial auto liability0	.0	.0	.0	.0	.0	.0	.0	.0	.0	.0	.0
21.1 Private passenger auto physical damage0	.0	.0	.0	.0	.0	.0	.0	.0	.0	.0	.0
21.2 Commercial auto physical damage0	.0	.0	.0	.0	.0	.0	.0	.0	.0	.0	.0
22. Aircraft (all perils)0	.0	.0	.0	.0	.0	.0	.0	.0	.0	.0	.0
23. Fidelity0	.0	.0	.0	.0	.0	.0	.0	.0	.0	.0	.0
24. Surety0	.0	.0	.0	.0	.0	.0	.0	.0	.0	.0	.0
26. Burglary and theft0	.0	.0	.0	.0	.0	.0	.0	.0	.0	.0	.0
27. Boiler and machinery0	.0	.0	.0	.0	.0	.0	.0	.0	.0	.0	.0
28. Credit0	.0	.0	.0	.0	.0	.0	.0	.0	.0	.0	.0
29. International0	.0	.0	.0	.0	.0	.0	.0	.0	.0	.0	.0
30. Warranty0	.0	.0	.0	.0	.0	.0	.0	.0	.0	.0	.0
34. Aggregate write-ins for other lines of business0	.0	.0	.0	.0	.0	.0	.0	.0	.0	.0	.0
35. TOTALS (a)	11,881	12,992	0	5,280	7,782	(6,568)	50,649	364	(158)	1,752	1,169	13,184
DETAILS OF WRITE-INS												
3401.												
3402.												
3403.												
3498. Summary of remaining write-ins for Line 34 from overflow page0	.0	.0	.0	.0	.0	.0	.0	.0	.0	.0	.0
3499. Totals (Lines 3401 thru 3403 plus 3498)(Line 34 above)0	.0	.0	.0	.0	.0	.0	.0	.0	.0	.0	.0

(a) Finance and service charges not included in Lines 1 to 35 \$35

(b) For health business on indicated lines report: Number of persons insured under PPO managed care products0 and number of persons insured under indemnity only products0 .



ANNUAL STATEMENT FOR THE YEAR 2021 OF THE ALLMERICA FINANCIAL ALLIANCE INSURANCE COMPANY

EXHIBIT OF PREMIUMS AND LOSSES (Statutory Page 14)

NAIC Group Code 0088

BUSINESS IN THE STATE OF Maryland

DURING THE YEAR 2021

NAIC Company Code 10212

Line of Business	Gross Premiums, Including Policy and Membership Fees, Less Return Premiums and Premiums on Policies not Taken		3 Dividends Paid or Credited to Policyholders on Direct Business	4 Direct Unearned Premium Reserves	5 Direct Losses Paid (deducting salvage)	6 Direct Losses Incurred	7 Direct Losses Unpaid	8 Direct Defense and Cost Containment Expense Paid	9 Direct Defense and Cost Containment Expense Incurred	10 Direct Defense and Cost Containment Expense Unpaid	11 Commissions and Brokerage Expenses	12 Taxes, Licenses and Fees
	1 Direct Premiums Written	2 Direct Premiums Earned										
1. Fire0	.0	.0	.0	.0	.0	.0	.0	.0	.0	.0	.0
2.1 Allied lines0	.0	.0	.0	.0	.0	.0	.0	.0	.0	.0	.0
2.2 Multiple peril crop0	.0	.0	.0	.0	.0	.0	.0	.0	.0	.0	.0
2.3 Federal flood0	.0	.0	.0	.0	.0	.0	.0	.0	.0	.0	.0
2.4 Private crop0	.0	.0	.0	.0	.0	.0	.0	.0	.0	.0	.0
2.5 Private flood0	.0	.0	.0	.0	.0	.0	.0	.0	.0	.0	.0
3. Farmowners multiple peril0	.0	.0	.0	.0	.0	.0	.0	.0	.0	.0	.0
4. Homeowners multiple peril0	.0	.0	.0	.0	.0	.0	.0	.0	.0	.0	.0
5.1 Commercial multiple peril (non-liability portion)0	.0	.0	.0	.0	.0	.0	.0	.0	.0	.0	.0
5.2 Commercial multiple peril (liability portion)0	.0	.0	.0	.0	.0	.0	.0	.0	.0	.0	.0
6. Mortgage guaranty0	.0	.0	.0	.0	.0	.0	.0	.0	.0	.0	.0
8. Ocean marine0	.0	.0	.0	.0	.0	.0	.0	.0	.0	.0	.0
9. Inland marine0	.0	.0	.0	.0	.0	.0	.0	.0	.0	.0	.0
10. Financial guaranty0	.0	.0	.0	.0	.0	.0	.0	.0	.0	.0	.0
11. Medical professional liability0	.0	.0	.0	.0	.0	.0	.0	.0	.0	.0	.0
12. Earthquake0	.0	.0	.0	.0	.0	.0	.0	.0	.0	.0	.0
13. Group accident and health (b)0	.0	.0	.0	.0	.0	.0	.0	.0	.0	.0	.0
14. Credit accident and health (group and individual)0	.0	.0	.0	.0	.0	.0	.0	.0	.0	.0	.0
15.1 Collectively renewable accident and health (b)0	.0	.0	.0	.0	.0	.0	.0	.0	.0	.0	.0
15.2 Non-cancelable accident and health(b)0	.0	.0	.0	.0	.0	.0	.0	.0	.0	.0	.0
15.3 Guaranteed renewable accident and health(b)0	.0	.0	.0	.0	.0	.0	.0	.0	.0	.0	.0
15.4 Non-renewable for stated reasons only (b)0	.0	.0	.0	.0	.0	.0	.0	.0	.0	.0	.0
15.5 Other accident only0	.0	.0	.0	.0	.0	.0	.0	.0	.0	.0	.0
15.6 Medicare Title XVIII exempt from state taxes or fees0	.0	.0	.0	.0	.0	.0	.0	.0	.0	.0	.0
15.7 All other accident and health (b)0	.0	.0	.0	.0	.0	.0	.0	.0	.0	.0	.0
15.8 Federal employees health benefits plan premium (b)0	.0	.0	.0	.0	.0	.0	.0	.0	.0	.0	.0
16. Workers' compensation	723,629	649,383	.0	376,898	77,003	31,846	395,579	8,943	11,706	34,766	79,957	22,996
17.1 Other Liability - occurrence0	.0	.0	.0	.0	.0	.0	.0	.0	.0	.0	.0
17.2 Other Liability - claims made0	.0	.0	.0	.0	.0	.0	.0	.0	.0	.0	.0
17.3 Excess workers' compensation0	.0	.0	.0	.0	.0	.0	.0	.0	.0	.0	.0
18. Products liability0	.0	.0	.0	.0	.0	.0	.0	.0	.0	.0	.0
19.1 Private passenger auto no-fault (personal injury protection)0	.0	.0	.0	.0	.0	.0	.0	.0	.0	.0	.0
19.2 Other private passenger auto liability0	.0	.0	.0	.0	.0	.0	.0	.0	.0	.0	.0
19.3 Commercial auto no-fault (personal injury protection)0	.0	.0	.0	.0	.0	.0	.0	.0	.0	.0	.0
19.4 Other commercial auto liability0	.0	.0	.0	.0	.0	.0	.0	.0	.0	.0	.0
21.1 Private passenger auto physical damage0	.0	.0	.0	.0	.0	.0	.0	.0	.0	.0	.0
21.2 Commercial auto physical damage0	.0	.0	.0	.0	.0	.0	.0	.0	.0	.0	.0
22. Aircraft (all perils)0	.0	.0	.0	.0	.0	.0	.0	.0	.0	.0	.0
23. Fidelity0	.0	.0	.0	.0	.0	.0	.0	.0	.0	.0	.0
24. Surety0	.0	.0	.0	.0	.0	.0	.0	.0	.0	.0	.0
26. Burglary and theft0	.0	.0	.0	.0	.0	.0	.0	.0	.0	.0	.0
27. Boiler and machinery0	.0	.0	.0	.0	.0	.0	.0	.0	.0	.0	.0
28. Credit0	.0	.0	.0	.0	.0	.0	.0	.0	.0	.0	.0
29. International0	.0	.0	.0	.0	.0	.0	.0	.0	.0	.0	.0
30. Warranty0	.0	.0	.0	.0	.0	.0	.0	.0	.0	.0	.0
34. Aggregate write-ins for other lines of business0	.0	.0	.0	.0	.0	.0	.0	.0	.0	.0	.0
35. TOTALS (a)	723,629	649,383	0	376,898	77,003	31,846	395,579	8,943	11,706	34,766	79,957	22,996
DETAILS OF WRITE-INS												
3401.												
3402.												
3403.												
3498. Summary of remaining write-ins for Line 34 from overflow page0	.0	.0	.0	.0	.0	.0	.0	.0	.0	.0	.0
3499. Totals (Lines 3401 thru 3403 plus 3498)(Line 34 above)0	.0	.0	.0	.0	.0	.0	.0	.0	.0	.0	.0

(a) Finance and service charges not included in Lines 1 to 35 \$811

(b) For health business on indicated lines report: Number of persons insured under PPO managed care products0 and number of persons insured under indemnity only products0 .



ANNUAL STATEMENT FOR THE YEAR 2021 OF THE ALLMERICA FINANCIAL ALLIANCE INSURANCE COMPANY

EXHIBIT OF PREMIUMS AND LOSSES (Statutory Page 14)

NAIC Group Code 0088 BUSINESS IN THE STATE OF Massachusetts DURING THE YEAR 2021 NAIC Company Code 10212

Line of Business	Gross Premiums, Including Policy and Membership Fees, Less Return Premiums and Premiums on Policies not Taken		3 Dividends Paid or Credited to Policyholders on Direct Business	4 Direct Unearned Premium Reserves	5 Direct Losses Paid (deducting salvage)	6 Direct Losses Incurred	7 Direct Losses Unpaid	8 Direct Defense and Cost Containment Expense Paid	9 Direct Defense and Cost Containment Expense Incurred	10 Direct Defense and Cost Containment Expense Unpaid	11 Commissions and Brokerage Expenses	12 Taxes, Licenses and Fees
	1 Direct Premiums Written	2 Direct Premiums Earned										
1. Fire0	.0	.0	.0	.0	.0	.0	.0	.0	.0	.0	.0
2.1 Allied lines0	.0	.0	.0	.0	.0	.0	.0	.0	.0	.0	.0
2.2 Multiple peril crop0	.0	.0	.0	.0	.0	.0	.0	.0	.0	.0	.0
2.3 Federal flood0	.0	.0	.0	.0	.0	.0	.0	.0	.0	.0	.0
2.4 Private crop0	.0	.0	.0	.0	.0	.0	.0	.0	.0	.0	.0
2.5 Private flood0	.0	.0	.0	.0	.0	.0	.0	.0	.0	.0	.0
3. Farmowners multiple peril0	.0	.0	.0	.0	.0	.0	.0	.0	.0	.0	.0
4. Homeowners multiple peril0	.0	.0	.0	.0	.0	.0	.0	.0	.0	.0	.0
5.1 Commercial multiple peril (non-liability portion)0	.0	.0	.0	.0	.0	.0	.0	.0	.0	.0	429
5.2 Commercial multiple peril (liability portion)0	.0	.0	.0	.0	.0	.0	.0	.0	.0	.0	.0
6. Mortgage guaranty0	.0	.0	.0	.0	.0	.0	.0	.0	.0	.0	.0
8. Ocean marine0	.0	.0	.0	.0	.0	.0	.0	.0	.0	.0	.0
9. Inland marine0	.0	.0	.0	.0	.0	.0	.0	.0	.0	.0	.0
10. Financial guaranty0	.0	.0	.0	.0	.0	.0	.0	.0	.0	.0	.0
11. Medical professional liability0	.0	.0	.0	.0	.0	.0	.0	.0	.0	.0	.0
12. Earthquake0	.0	.0	.0	.0	.0	.0	.0	.0	.0	.0	.0
13. Group accident and health (b)0	.0	.0	.0	.0	.0	.0	.0	.0	.0	.0	.0
14. Credit accident and health (group and individual)0	.0	.0	.0	.0	.0	.0	.0	.0	.0	.0	.0
15.1 Collectively renewable accident and health (b)0	.0	.0	.0	.0	.0	.0	.0	.0	.0	.0	.0
15.2 Non-cancelable accident and health(b)0	.0	.0	.0	.0	.0	.0	.0	.0	.0	.0	.0
15.3 Guaranteed renewable accident and health(b)0	.0	.0	.0	.0	.0	.0	.0	.0	.0	.0	.0
15.4 Non-renewable for stated reasons only (b)0	.0	.0	.0	.0	.0	.0	.0	.0	.0	.0	.0
15.5 Other accident only0	.0	.0	.0	.0	.0	.0	.0	.0	.0	.0	.0
15.6 Medicare Title XVIII exempt from state taxes or fees0	.0	.0	.0	.0	.0	.0	.0	.0	.0	.0	.0
15.7 All other accident and health (b)0	.0	.0	.0	.0	.0	.0	.0	.0	.0	.0	.0
15.8 Federal employees health benefits plan premium (b)0	.0	.0	.0	.0	.0	.0	.0	.0	.0	.0	.0
16. Workers' compensation	73,154	68,764	.0	16,494	.0	12,631	16,246	.0	4,369	5,684	9,107	24,728
17.1 Other Liability - occurrence0	.0	.0	.0	.0	.0	.0	.0	.0	.0	.0	.0
17.2 Other Liability - claims made0	.0	.0	.0	.0	.0	.0	.0	.0	.0	.0	.0
17.3 Excess workers' compensation0	.0	.0	.0	.0	.0	.0	.0	.0	.0	.0	.0
18. Products liability0	.0	.0	.0	.0	.0	.0	.0	.0	.0	.0	.0
19.1 Private passenger auto no-fault (personal injury protection)0	.0	.0	.0	.0	.0	.0	.0	.0	.0	.0	.0
19.2 Other private passenger auto liability0	.0	.0	.0	.0	.0	.0	.0	.0	.0	.0	.0
19.3 Commercial auto no-fault (personal injury protection)0	.0	.0	.0	.0	.0	.0	.0	.0	.0	.0	.0
19.4 Other commercial auto liability0	.0	.0	.0	.0	.0	.0	.0	.0	.0	.0	.0
21.1 Private passenger auto physical damage0	.0	.0	.0	.0	.0	.0	.0	.0	.0	.0	.0
21.2 Commercial auto physical damage0	.0	.0	.0	.0	.0	.0	.0	.0	.0	.0	.0
22. Aircraft (all perils)0	.0	.0	.0	.0	.0	.0	.0	.0	.0	.0	.0
23. Fidelity0	.0	.0	.0	.0	.0	.0	.0	.0	.0	.0	.0
24. Surety0	.0	.0	.0	.0	.0	.0	.0	.0	.0	.0	.0
26. Burglary and theft0	.0	.0	.0	.0	.0	.0	.0	.0	.0	.0	.0
27. Boiler and machinery0	.0	.0	.0	.0	.0	.0	.0	.0	.0	.0	.0
28. Credit0	.0	.0	.0	.0	.0	.0	.0	.0	.0	.0	.0
29. International0	.0	.0	.0	.0	.0	.0	.0	.0	.0	.0	.0
30. Warranty0	.0	.0	.0	.0	.0	.0	.0	.0	.0	.0	.0
34. Aggregate write-ins for other lines of business0	.0	.0	.0	.0	.0	.0	.0	.0	.0	.0	.0
35. TOTALS (a)	73,154	68,764	0	16,494	0	12,631	16,246	0	4,369	5,684	9,107	25,157
DETAILS OF WRITE-INS												
3401.												
3402.												
3403.												
3498. Summary of remaining write-ins for Line 34 from overflow page0	.0	.0	.0	.0	.0	.0	.0	.0	.0	.0	.0
3499. Totals (Lines 3401 thru 3403 plus 3498)(Line 34 above)0	.0	.0	.0	.0	.0	.0	.0	.0	.0	.0	.0

(a) Finance and service charges not included in Lines 1 to 35 \$348
(b) For health business on indicated lines report: Number of persons insured under PPO managed care products0 and number of persons insured under indemnity only products0 .



ANNUAL STATEMENT FOR THE YEAR 2021 OF THE ALLMERICA FINANCIAL ALLIANCE INSURANCE COMPANY

EXHIBIT OF PREMIUMS AND LOSSES (Statutory Page 14)

NAIC Group Code 0088 BUSINESS IN THE STATE OF Michigan DURING THE YEAR 2021 NAIC Company Code 10212

Line of Business	Gross Premiums, Including Policy and Membership Fees, Less Return Premiums and Premiums on Policies not Taken		3	4	5	6	7	8	9	10	11	12
	1	2										
	Direct Premiums Written	Direct Premiums Earned	Dividends Paid or Credited to Policyholders on Direct Business	Direct Unearned Premium Reserves	Direct Losses Paid (deducting salvage)	Direct Losses Incurred	Direct Losses Unpaid	Direct Defense and Cost Containment Expense Paid	Direct Defense and Cost Containment Expense Incurred	Direct Defense and Cost Containment Expense Unpaid	Commissions and Brokerage Expenses	Taxes, Licenses and Fees
1. Fire0	.0	.0	.0	.0	.0	.0	.0	.0	.0	.0	.0
2.1 Allied lines0	.0	.0	.0	.0	.0	.0	.0	.0	.0	.0	.0
2.2 Multiple peril crop0	.0	.0	.0	.0	.0	.0	.0	.0	.0	.0	.0
2.3 Federal flood0	.0	.0	.0	.0	.0	.0	.0	.0	.0	.0	.0
2.4 Private crop0	.0	.0	.0	.0	.0	.0	.0	.0	.0	.0	.0
2.5 Private flood0	.0	.0	.0	.0	.0	.0	.0	.0	.0	.0	.0
3. Farmowners multiple peril0	.0	.0	.0	.0	.0	.0	.0	.0	.0	.0	.0
4. Homeowners multiple peril0	.0	.0	.0	.0	.0	.0	.0	.0	.0	.0	.0
5.1 Commercial multiple peril (non-liability portion)0	.0	.0	.0	.0	.0	.0	.0	.0	.0	.0	.0
5.2 Commercial multiple peril (liability portion)0	.0	.0	.0	.0	.0	.0	.0	.0	.0	.0	.0
6. Mortgage guaranty0	.0	.0	.0	.0	.0	.0	.0	.0	.0	.0	.0
8. Ocean marine0	.0	.0	.0	.0	.0	.0	.0	.0	.0	.0	.0
9. Inland marine0	.0	.0	.0	.0	.0	.0	.0	.0	.0	.0	.0
10. Financial guaranty0	.0	.0	.0	.0	.0	.0	.0	.0	.0	.0	.0
11. Medical professional liability0	.0	.0	.0	.0	.0	.0	.0	.0	.0	.0	.0
12. Earthquake0	.0	.0	.0	.0	.0	.0	.0	.0	.0	.0	.0
13. Group accident and health (b)0	.0	.0	.0	.0	.0	.0	.0	.0	.0	.0	.0
14. Credit accident and health (group and individual)0	.0	.0	.0	.0	.0	.0	.0	.0	.0	.0	.0
15.1 Collectively renewable accident and health (b)0	.0	.0	.0	.0	.0	.0	.0	.0	.0	.0	.0
15.2 Non-cancelable accident and health(b)0	.0	.0	.0	.0	.0	.0	.0	.0	.0	.0	.0
15.3 Guaranteed renewable accident and health(b)0	.0	.0	.0	.0	.0	.0	.0	.0	.0	.0	.0
15.4 Non-renewable for stated reasons only (b)0	.0	.0	.0	.0	.0	.0	.0	.0	.0	.0	.0
15.5 Other accident only0	.0	.0	.0	.0	.0	.0	.0	.0	.0	.0	.0
15.6 Medicare Title XVIII exempt from state taxes or fees0	.0	.0	.0	.0	.0	.0	.0	.0	.0	.0	.0
15.7 All other accident and health (b)0	.0	.0	.0	.0	.0	.0	.0	.0	.0	.0	.0
15.8 Federal employees health benefits plan premium (b)0	.0	.0	.0	.0	.0	.0	.0	.0	.0	.0	.0
16. Workers' compensation	1,612,520	1,668,592	.0	753,994	364,002	657,550	1,524,586	17,034	10,382	225,211	165,583	61,482
17.1 Other Liability - occurrence0	.0	.0	.0	.0	.0	.0	.0	.0	.0	.0	.0
17.2 Other Liability - claims made0	.0	.0	.0	.0	.0	.0	.0	.0	.0	.0	.0
17.3 Excess workers' compensation0	.0	.0	.0	.0	.0	.0	.0	.0	.0	.0	.0
18. Products liability0	.0	.0	.0	.0	.0	.0	.0	.0	.0	.0	.0
19.1 Private passenger auto no-fault (personal injury protection)0	.0	.0	.0	.0	.0	.0	.0	.0	.0	.0	.0
19.2 Other private passenger auto liability0	.0	.0	.0	.0	.0	.0	.0	.0	.0	.0	.0
19.3 Commercial auto no-fault (personal injury protection)0	.0	.0	.0	.0	.0	.0	.0	.0	.0	.0	.0
19.4 Other commercial auto liability0	.0	.0	.0	.0	.0	.0	.0	.0	.0	.0	.0
21.1 Private passenger auto physical damage0	.0	.0	.0	.0	.0	.0	.0	.0	.0	.0	.0
21.2 Commercial auto physical damage0	.0	.0	.0	.0	.0	.0	.0	.0	.0	.0	.0
22. Aircraft (all perils)0	.0	.0	.0	.0	.0	.0	.0	.0	.0	.0	.0
23. Fidelity0	.0	.0	.0	.0	.0	.0	.0	.0	.0	.0	.0
24. Surety0	.0	.0	.0	.0	.0	.0	.0	.0	.0	.0	.0
26. Burglary and theft0	.0	.0	.0	.0	.0	.0	.0	.0	.0	.0	.0
27. Boiler and machinery0	.0	.0	.0	.0	.0	.0	.0	.0	.0	.0	.0
28. Credit0	.0	.0	.0	.0	.0	.0	.0	.0	.0	.0	.0
29. International0	.0	.0	.0	.0	.0	.0	.0	.0	.0	.0	.0
30. Warranty0	.0	.0	.0	.0	.0	.0	.0	.0	.0	.0	.0
34. Aggregate write-ins for other lines of business0	.0	.0	.0	.0	.0	.0	.0	.0	.0	.0	.0
35. TOTALS (a)	1,612,520	1,668,592	0	753,994	364,002	657,550	1,524,586	17,034	10,382	225,211	165,583	61,482
DETAILS OF WRITE-INS												
3401.												
3402.												
3403.												
3498. Summary of remaining write-ins for Line 34 from overflow page0	.0	.0	.0	.0	.0	.0	.0	.0	.0	.0	.0
3499. Totals (Lines 3401 thru 3403 plus 3498)(Line 34 above)0	.0	.0	.0	.0	.0	.0	.0	.0	.0	.0	.0

(a) Finance and service charges not included in Lines 1 to 35 \$5,997
(b) For health business on indicated lines report: Number of persons insured under PPO managed care products0 and number of persons insured under indemnity only products0 .



ANNUAL STATEMENT FOR THE YEAR 2021 OF THE ALLMERICA FINANCIAL ALLIANCE INSURANCE COMPANY

EXHIBIT OF PREMIUMS AND LOSSES (Statutory Page 14)

NAIC Group Code 0088		BUSINESS IN THE STATE OF Minnesota			DURING THE YEAR 2021					NAIC Company Code 10212		
Line of Business	Gross Premiums, Including Policy and Membership Fees, Less Return Premiums and Premiums on Policies not Taken		3 Dividends Paid or Credited to Policyholders on Direct Business	4 Direct Unearned Premium Reserves	5 Direct Losses Paid (deducting salvage)	6 Direct Losses Incurred	7 Direct Losses Unpaid	8 Direct Defense and Cost Containment Expense Paid	9 Direct Defense and Cost Containment Expense Incurred	10 Direct Defense and Cost Containment Expense Unpaid	11 Commissions and Brokerage Expenses	12 Taxes, Licenses and Fees
	1 Direct Premiums Written	2 Direct Premiums Earned										
Fire	0	0	0	0	0	0	0	0	0	0	0	0
Allied lines	0	0	0	0	0	0	0	0	0	0	0	0
Multiple peril crop	0	0	0	0	0	0	0	0	0	0	0	0
Federal flood	0	0	0	0	0	0	0	0	0	0	0	0
Private crop	0	0	0	0	0	0	0	0	0	0	0	0
Private flood	0	0	0	0	0	0	0	0	0	0	0	0
Farmowners multiple peril	0	0	0	0	0	0	0	0	0	0	0	0
Homeowners multiple peril	0	0	0	0	0	0	0	0	0	0	0	0
Commercial multiple peril (non-liability portion)	0	0	0	0	0	0	0	0	0	0	0	0
Commercial multiple peril (liability portion)	0	0	0	0	0	0	0	0	0	0	0	0
Mortgage guaranty	0	0	0	0	0	0	0	0	0	0	0	0
Ocean marine	0	0	0	0	0	0	0	0	0	0	0	0
Inland marine	0	0	0	0	0	0	0	0	0	0	0	0
Financial guaranty	0	0	0	0	0	0	0	0	0	0	0	0
Medical professional liability	0	0	0	0	0	0	0	0	0	0	0	0
Earthquake	0	0	0	0	0	0	0	0	0	0	0	0
Group accident and health (b)	0	0	0	0	0	0	0	0	0	0	0	0
Credit accident and health (group and individual)	0	0	0	0	0	0	0	0	0	0	0	0
Collectively renewable accident and health (b)	0	0	0	0	0	0	0	0	0	0	0	0
Non-cancelable accident and health(b)	0	0	0	0	0	0	0	0	0	0	0	0
Guaranteed renewable accident and health(b)	0	0	0	0	0	0	0	0	0	0	0	0
Non-renewable for stated reasons only (b)	0	0	0	0	0	0	0	0	0	0	0	0
Other accident only	0	0	0	0	0	0	0	0	0	0	0	0
Medicare Title XVIII exempt from state taxes or fees	0	0	0	0	0	0	0	0	0	0	0	0
All other accident and health (b)	0	0	0	0	0	0	0	0	0	0	0	0
Federal employees health benefits plan premium (b)	0	0	0	0	0	0	0	0	0	0	0	0
Workers' compensation	0	0	0	0	0	0	0	0	0	0	0	0
Other Liability - occurrence	0	0	0	0	0	0	0	0	0	0	0	0
Other Liability - claims made	0	0	0	0	0	0	0	0	0	0	0	0
Excess workers' compensation	0	0	0	0	0	0	0	0	0	0	0	0
Products liability	0	0	0	0	0	0	0	0	0	0	0	0
Private passenger auto no-fault (personal injury protection)	0	0	0	0	0	0	0	0	0	0	0	0
Other private passenger auto liability	0	0	0	0	0	0	0	0	0	0	0	0
Commercial auto no-fault (personal injury protection)	0	0	0	0	0	0	0	0	0	0	0	0
Other commercial auto liability	0	0	0	0	0	0	0	0	0	0	0	1,099
Private passenger auto physical damage	0	0	0	0	0	0	0	0	0	0	0	0
Commercial auto physical damage	0	0	0	0	0	0	0	0	0	0	0	0
Aircraft (all perils)	0	0	0	0	0	0	0	0	0	0	0	0
Fidelity	0	0	0	0	0	0	0	0	0	0	0	0
Surety	0	0	0	0	0	0	0	0	0	0	0	0
Burglary and theft	0	0	0	0	0	0	0	0	0	0	0	0
Boiler and machinery	0	0	0	0	0	0	0	0	0	0	0	0
Credit	0	0	0	0	0	0	0	0	0	0	0	0
International	0	0	0	0	0	0	0	0	0	0	0	0
Warranty	0	0	0	0	0	0	0	0	0	0	0	0
Aggregate write-ins for other lines of business	0	0	0	0	0	0	0	0	0	0	0	0
TOTALS (a)	0	0	0	0	0	0	0	0	0	0	0	1,099
DETAILS OF WRITE-INS												
Summary of remaining write-ins for Line 34 from overflow page	0	0	0	0	0	0	0	0	0	0	0	0
Totals (Lines 3401 thru 3403 plus 3498)(Line 34 above)	0	0	0	0	0	0	0	0	0	0	0	0

(a) Finance and service charges not included in Lines 1 to 35 \$0
(b) For health business on indicated lines report: Number of persons insured under PPO managed care products0 and number of persons insured under indemnity only products0 .



ANNUAL STATEMENT FOR THE YEAR 2021 OF THE ALLMERICA FINANCIAL ALLIANCE INSURANCE COMPANY

EXHIBIT OF PREMIUMS AND LOSSES (Statutory Page 14)

NAIC Group Code 0088 BUSINESS IN THE STATE OF Mississippi DURING THE YEAR 2021 NAIC Company Code 10212

Line of Business	Gross Premiums, Including Policy and Membership Fees, Less Return Premiums and Premiums on Policies not Taken		3 Dividends Paid or Credited to Policyholders on Direct Business	4 Direct Unearned Premium Reserves	5 Direct Losses Paid (deducting salvage)	6 Direct Losses Incurred	7 Direct Losses Unpaid	8 Direct Defense and Cost Containment Expense Paid	9 Direct Defense and Cost Containment Expense Incurred	10 Direct Defense and Cost Containment Expense Unpaid	11 Commissions and Brokerage Expenses	12 Taxes, Licenses and Fees
	1 Direct Premiums Written	2 Direct Premiums Earned										
1. Fire0	.0	.0	.0	.0	.0	.0	.0	.0	.0	.0	.0
2.1 Allied lines0	.0	.0	.0	.0	.0	.0	.0	.0	.0	.0	.0
2.2 Multiple peril crop0	.0	.0	.0	.0	.0	.0	.0	.0	.0	.0	.0
2.3 Federal flood0	.0	.0	.0	.0	.0	.0	.0	.0	.0	.0	.0
2.4 Private crop0	.0	.0	.0	.0	.0	.0	.0	.0	.0	.0	.0
2.5 Private flood0	.0	.0	.0	.0	.0	.0	.0	.0	.0	.0	.0
3. Farmowners multiple peril0	.0	.0	.0	.0	.0	.0	.0	.0	.0	.0	.0
4. Homeowners multiple peril0	.0	.0	.0	.0	.0	.0	.0	.0	.0	.0	.0
5.1 Commercial multiple peril (non-liability portion)0	.0	.0	.0	.0	.0	.0	.0	.0	.0	.0	.0
5.2 Commercial multiple peril (liability portion)0	.0	.0	.0	.0	.0	.0	.0	.0	.0	.0	.0
6. Mortgage guaranty0	.0	.0	.0	.0	.0	.0	.0	.0	.0	.0	.0
8. Ocean marine0	.0	.0	.0	.0	.0	.0	.0	.0	.0	.0	.0
9. Inland marine0	.0	.0	.0	.0	.0	.0	.0	.0	.0	.0	.0
10. Financial guaranty0	.0	.0	.0	.0	.0	.0	.0	.0	.0	.0	.0
11. Medical professional liability0	.0	.0	.0	.0	.0	.0	.0	.0	.0	.0	.0
12. Earthquake0	.0	.0	.0	.0	.0	.0	.0	.0	.0	.0	.0
13. Group accident and health (b)0	.0	.0	.0	.0	.0	.0	.0	.0	.0	.0	.0
14. Credit accident and health (group and individual)0	.0	.0	.0	.0	.0	.0	.0	.0	.0	.0	.0
15.1 Collectively renewable accident and health (b)0	.0	.0	.0	.0	.0	.0	.0	.0	.0	.0	.0
15.2 Non-cancelable accident and health(b)0	.0	.0	.0	.0	.0	.0	.0	.0	.0	.0	.0
15.3 Guaranteed renewable accident and health(b)0	.0	.0	.0	.0	.0	.0	.0	.0	.0	.0	.0
15.4 Non-renewable for stated reasons only (b)0	.0	.0	.0	.0	.0	.0	.0	.0	.0	.0	.0
15.5 Other accident only0	.0	.0	.0	.0	.0	.0	.0	.0	.0	.0	.0
15.6 Medicare Title XVIII exempt from state taxes or fees0	.0	.0	.0	.0	.0	.0	.0	.0	.0	.0	.0
15.7 All other accident and health (b)0	.0	.0	.0	.0	.0	.0	.0	.0	.0	.0	.0
15.8 Federal employees health benefits plan premium (b)0	.0	.0	.0	.0	.0	.0	.0	.0	.0	.0	.0
16. Workers' compensation	9,008	11,239	.0	7,364	.0	296	2,689	.0	33	871	585	1,577
17.1 Other Liability - occurrence0	.0	.0	.0	.0	.0	.0	.0	.0	.0	.0	.0
17.2 Other Liability - claims made0	.0	.0	.0	.0	.0	.0	.0	.0	.0	.0	.0
17.3 Excess workers' compensation0	.0	.0	.0	.0	.0	.0	.0	.0	.0	.0	.0
18. Products liability0	.0	.0	.0	.0	.0	.0	.0	.0	.0	.0	.0
19.1 Private passenger auto no-fault (personal injury protection)0	.0	.0	.0	.0	.0	.0	.0	.0	.0	.0	.0
19.2 Other private passenger auto liability0	.0	.0	.0	.0	.0	.0	.0	.0	.0	.0	.0
19.3 Commercial auto no-fault (personal injury protection)0	.0	.0	.0	.0	.0	.0	.0	.0	.0	.0	.0
19.4 Other commercial auto liability0	.0	.0	.0	.0	.0	.0	.0	.0	.0	.0	.0
21.1 Private passenger auto physical damage0	.0	.0	.0	.0	.0	.0	.0	.0	.0	.0	.0
21.2 Commercial auto physical damage0	.0	.0	.0	.0	.0	.0	.0	.0	.0	.0	.0
22. Aircraft (all perils)0	.0	.0	.0	.0	.0	.0	.0	.0	.0	.0	.0
23. Fidelity0	.0	.0	.0	.0	.0	.0	.0	.0	.0	.0	.0
24. Surety0	.0	.0	.0	.0	.0	.0	.0	.0	.0	.0	.0
26. Burglary and theft0	.0	.0	.0	.0	.0	.0	.0	.0	.0	.0	.0
27. Boiler and machinery0	.0	.0	.0	.0	.0	.0	.0	.0	.0	.0	.0
28. Credit0	.0	.0	.0	.0	.0	.0	.0	.0	.0	.0	.0
29. International0	.0	.0	.0	.0	.0	.0	.0	.0	.0	.0	.0
30. Warranty0	.0	.0	.0	.0	.0	.0	.0	.0	.0	.0	.0
34. Aggregate write-ins for other lines of business0	.0	.0	.0	.0	.0	.0	.0	.0	.0	.0	.0
35. TOTALS (a)	9,008	11,239	0	7,364	0	296	2,689	0	33	871	585	1,577
DETAILS OF WRITE-INS												
3401.												
3402.												
3403.												
3498. Summary of remaining write-ins for Line 34 from overflow page0	.0	.0	.0	.0	.0	.0	.0	.0	.0	.0	.0
3499. Totals (Lines 3401 thru 3403 plus 3498)(Line 34 above)0	.0	.0	.0	.0	.0	.0	.0	.0	.0	.0	.0

(a) Finance and service charges not included in Lines 1 to 35 \$53
(b) For health business on indicated lines report: Number of persons insured under PPO managed care products0 and number of persons insured under indemnity only products0 .



ANNUAL STATEMENT FOR THE YEAR 2021 OF THE ALLMERICA FINANCIAL ALLIANCE INSURANCE COMPANY

EXHIBIT OF PREMIUMS AND LOSSES (Statutory Page 14)

NAIC Group Code 0088 BUSINESS IN THE STATE OF Missouri DURING THE YEAR 2021 NAIC Company Code 10212

Line of Business	Gross Premiums, Including Policy and Membership Fees, Less Return Premiums and Premiums on Policies not Taken		3	4	5	6	7	8	9	10	11	12
	1	2										
	Direct Premiums Written	Direct Premiums Earned	Dividends Paid or Credited to Policyholders on Direct Business	Direct Unearned Premium Reserves	Direct Losses Paid (deducting salvage)	Direct Losses Incurred	Direct Losses Unpaid	Direct Defense and Cost Containment Expense Paid	Direct Defense and Cost Containment Expense Incurred	Direct Defense and Cost Containment Expense Unpaid	Commissions and Brokerage Expenses	Taxes, Licenses and Fees
1. Fire0	.0	.0	.0	.0	.0	.0	.0	.0	.0	.0	.0
2.1 Allied lines0	.0	.0	.0	.0	.0	.0	.0	.0	.0	.0	.0
2.2 Multiple peril crop0	.0	.0	.0	.0	.0	.0	.0	.0	.0	.0	.0
2.3 Federal flood0	.0	.0	.0	.0	.0	.0	.0	.0	.0	.0	.0
2.4 Private crop0	.0	.0	.0	.0	.0	.0	.0	.0	.0	.0	.0
2.5 Private flood0	.0	.0	.0	.0	.0	.0	.0	.0	.0	.0	.0
3. Farmowners multiple peril0	.0	.0	.0	.0	.0	.0	.0	.0	.0	.0	.0
4. Homeowners multiple peril0	.0	.0	.0	.0	.0	.0	.0	.0	.0	.0	.0
5.1 Commercial multiple peril (non-liability portion)0	.0	.0	.0	.0	.0	.0	.0	.0	.0	.0	.0
5.2 Commercial multiple peril (liability portion)0	.0	.0	.0	.0	.0	.0	.0	.0	.0	.0	.0
6. Mortgage guaranty0	.0	.0	.0	.0	.0	.0	.0	.0	.0	.0	.0
8. Ocean marine0	.0	.0	.0	.0	.0	.0	.0	.0	.0	.0	.0
9. Inland marine0	.0	.0	.0	.0	.0	.0	.0	.0	.0	.0	.0
10. Financial guaranty0	.0	.0	.0	.0	.0	.0	.0	.0	.0	.0	.0
11. Medical professional liability0	.0	.0	.0	.0	.0	.0	.0	.0	.0	.0	.0
12. Earthquake0	.0	.0	.0	.0	.0	.0	.0	.0	.0	.0	.0
13. Group accident and health (b)0	.0	.0	.0	.0	.0	.0	.0	.0	.0	.0	.0
14. Credit accident and health (group and individual)0	.0	.0	.0	.0	.0	.0	.0	.0	.0	.0	.0
15.1 Collectively renewable accident and health (b)0	.0	.0	.0	.0	.0	.0	.0	.0	.0	.0	.0
15.2 Non-cancelable accident and health(b)0	.0	.0	.0	.0	.0	.0	.0	.0	.0	.0	.0
15.3 Guaranteed renewable accident and health(b)0	.0	.0	.0	.0	.0	.0	.0	.0	.0	.0	.0
15.4 Non-renewable for stated reasons only (b)0	.0	.0	.0	.0	.0	.0	.0	.0	.0	.0	.0
15.5 Other accident only0	.0	.0	.0	.0	.0	.0	.0	.0	.0	.0	.0
15.6 Medicare Title XVIII exempt from state taxes or fees0	.0	.0	.0	.0	.0	.0	.0	.0	.0	.0	.0
15.7 All other accident and health (b)0	.0	.0	.0	.0	.0	.0	.0	.0	.0	.0	.0
15.8 Federal employees health benefits plan premium (b)0	.0	.0	.0	.0	.0	.0	.0	.0	.0	.0	.0
16. Workers' compensation	36,623	34,402	.0	20,628	19,135	51,663	41,730	357	218	3,028	3,819	245
17.1 Other Liability - occurrence0	.0	.0	.0	.0	.0	.0	.0	.0	.0	.0	.0
17.2 Other Liability - claims made0	.0	.0	.0	.0	.0	.0	.0	.0	.0	.0	.0
17.3 Excess workers' compensation0	.0	.0	.0	.0	.0	.0	.0	.0	.0	.0	.0
18. Products liability0	.0	.0	.0	.0	.0	.0	.0	.0	.0	.0	.0
19.1 Private passenger auto no-fault (personal injury protection)0	.0	.0	.0	.0	.0	.0	.0	.0	.0	.0	.0
19.2 Other private passenger auto liability0	.0	.0	.0	.0	.0	.0	.0	.0	.0	.0	.0
19.3 Commercial auto no-fault (personal injury protection)0	.0	.0	.0	.0	.0	.0	.0	.0	.0	.0	.0
19.4 Other commercial auto liability0	.0	.0	.0	.0	.0	.0	.0	.0	.0	.0	.0
21.1 Private passenger auto physical damage0	.0	.0	.0	.0	.0	.0	.0	.0	.0	.0	.0
21.2 Commercial auto physical damage0	.0	.0	.0	.0	.0	.0	.0	.0	.0	.0	.0
22. Aircraft (all perils)0	.0	.0	.0	.0	.0	.0	.0	.0	.0	.0	.0
23. Fidelity0	.0	.0	.0	.0	.0	.0	.0	.0	.0	.0	.0
24. Surety0	.0	.0	.0	.0	.0	.0	.0	.0	.0	.0	.0
26. Burglary and theft0	.0	.0	.0	.0	.0	.0	.0	.0	.0	.0	.0
27. Boiler and machinery0	.0	.0	.0	.0	.0	.0	.0	.0	.0	.0	.0
28. Credit0	.0	.0	.0	.0	.0	.0	.0	.0	.0	.0	.0
29. International0	.0	.0	.0	.0	.0	.0	.0	.0	.0	.0	.0
30. Warranty0	.0	.0	.0	.0	.0	.0	.0	.0	.0	.0	.0
34. Aggregate write-ins for other lines of business0	.0	.0	.0	.0	.0	.0	.0	.0	.0	.0	.0
35. TOTALS (a)	36,623	34,402	0	20,628	19,135	51,663	41,730	357	218	3,028	3,819	245
DETAILS OF WRITE-INS												
3401.												
3402.												
3403.												
3498. Summary of remaining write-ins for Line 34 from overflow page0	.0	.0	.0	.0	.0	.0	.0	.0	.0	.0	.0
3499. Totals (Lines 3401 thru 3403 plus 3498)(Line 34 above)0	.0	.0	.0	.0	.0	.0	.0	.0	.0	.0	.0

(a) Finance and service charges not included in Lines 1 to 35 \$5

(b) For health business on indicated lines report: Number of persons insured under PPO managed care products0 and number of persons insured under indemnity only products0 .



ANNUAL STATEMENT FOR THE YEAR 2021 OF THE ALLMERICA FINANCIAL ALLIANCE INSURANCE COMPANY

EXHIBIT OF PREMIUMS AND LOSSES (Statutory Page 14)

NAIC Group Code 0088 BUSINESS IN THE STATE OF Montana DURING THE YEAR 2021 NAIC Company Code 10212

Line of Business	Gross Premiums, Including Policy and Membership Fees, Less Return Premiums and Premiums on Policies not Taken		3	4	5	6	7	8	9	10	11	12
	1	2										
	Direct Premiums Written	Direct Premiums Earned	Dividends Paid or Credited to Policyholders on Direct Business	Direct Unearned Premium Reserves	Direct Losses Paid (deducting salvage)	Direct Losses Incurred	Direct Losses Unpaid	Direct Defense and Cost Containment Expense Paid	Direct Defense and Cost Containment Expense Incurred	Direct Defense and Cost Containment Expense Unpaid	Commissions and Brokerage Expenses	Taxes, Licenses and Fees
1. Fire	.0	.0	.0	.0	.0	.0	.0	.0	.0	.0	.0	.0
2.1 Allied lines	.0	.0	.0	.0	.0	.0	.0	.0	.0	.0	.0	.0
2.2 Multiple peril crop	.0	.0	.0	.0	.0	.0	.0	.0	.0	.0	.0	.0
2.3 Federal flood	.0	.0	.0	.0	.0	.0	.0	.0	.0	.0	.0	.0
2.4 Private crop	.0	.0	.0	.0	.0	.0	.0	.0	.0	.0	.0	.0
2.5 Private flood	.0	.0	.0	.0	.0	.0	.0	.0	.0	.0	.0	.0
3. Farmowners multiple peril	.0	.0	.0	.0	.0	.0	.0	.0	.0	.0	.0	.0
4. Homeowners multiple peril	.0	.0	.0	.0	.0	.0	.0	.0	.0	.0	.0	.0
5.1 Commercial multiple peril (non-liability portion)	.0	.0	.0	.0	.0	.0	.0	.0	.0	.0	.0	.0
5.2 Commercial multiple peril (liability portion)	.0	.0	.0	.0	.0	.0	.0	.0	.0	.0	.0	.0
6. Mortgage guaranty	.0	.0	.0	.0	.0	.0	.0	.0	.0	.0	.0	.0
8. Ocean marine	.0	.0	.0	.0	.0	.0	.0	.0	.0	.0	.0	.0
9. Inland marine	.0	.0	.0	.0	.0	.0	.0	.0	.0	.0	.0	.0
10. Financial guaranty	.0	.0	.0	.0	.0	.0	.0	.0	.0	.0	.0	.0
11. Medical professional liability	.0	.0	.0	.0	.0	.0	.0	.0	.0	.0	.0	.0
12. Earthquake	.0	.0	.0	.0	.0	.0	.0	.0	.0	.0	.0	.0
13. Group accident and health (b)	.0	.0	.0	.0	.0	.0	.0	.0	.0	.0	.0	.0
14. Credit accident and health (group and individual)	.0	.0	.0	.0	.0	.0	.0	.0	.0	.0	.0	.0
15.1 Collectively renewable accident and health (b)	.0	.0	.0	.0	.0	.0	.0	.0	.0	.0	.0	.0
15.2 Non-cancelable accident and health(b)	.0	.0	.0	.0	.0	.0	.0	.0	.0	.0	.0	.0
15.3 Guaranteed renewable accident and health(b)	.0	.0	.0	.0	.0	.0	.0	.0	.0	.0	.0	.0
15.4 Non-renewable for stated reasons only (b)	.0	.0	.0	.0	.0	.0	.0	.0	.0	.0	.0	.0
15.5 Other accident only	.0	.0	.0	.0	.0	.0	.0	.0	.0	.0	.0	.0
15.6 Medicare Title XVIII exempt from state taxes or fees	.0	.0	.0	.0	.0	.0	.0	.0	.0	.0	.0	.0
15.7 All other accident and health (b)	.0	.0	.0	.0	.0	.0	.0	.0	.0	.0	.0	.0
15.8 Federal employees health benefits plan premium (b)	.0	.0	.0	.0	.0	.0	.0	.0	.0	.0	.0	.0
16. Workers' compensation	6,820	6,384	.0	4,710	.0	(196)	4,002	.0	(330)	1,482	642	2,118
17.1 Other Liability - occurrence	.0	.0	.0	.0	.0	.0	.0	.0	.0	.0	.0	.0
17.2 Other Liability - claims made	.0	.0	.0	.0	.0	.0	.0	.0	.0	.0	.0	.0
17.3 Excess workers' compensation	.0	.0	.0	.0	.0	.0	.0	.0	.0	.0	.0	.0
18. Products liability	.0	.0	.0	.0	.0	.0	.0	.0	.0	.0	.0	.0
19.1 Private passenger auto no-fault (personal injury protection)	.0	.0	.0	.0	.0	.0	.0	.0	.0	.0	.0	.0
19.2 Other private passenger auto liability	.0	.0	.0	.0	.0	.0	.0	.0	.0	.0	.0	.0
19.3 Commercial auto no-fault (personal injury protection)	.0	.0	.0	.0	.0	.0	.0	.0	.0	.0	.0	.0
19.4 Other commercial auto liability	.0	.0	.0	.0	.0	.0	.0	.0	.0	.0	.0	.0
21.1 Private passenger auto physical damage	.0	.0	.0	.0	.0	.0	.0	.0	.0	.0	.0	.0
21.2 Commercial auto physical damage	.0	.0	.0	.0	.0	.0	.0	.0	.0	.0	.0	.0
22. Aircraft (all perils)	.0	.0	.0	.0	.0	.0	.0	.0	.0	.0	.0	.0
23. Fidelity	.0	.0	.0	.0	.0	.0	.0	.0	.0	.0	.0	.0
24. Surety	.0	.0	.0	.0	.0	.0	.0	.0	.0	.0	.0	.0
26. Burglary and theft	.0	.0	.0	.0	.0	.0	.0	.0	.0	.0	.0	.0
27. Boiler and machinery	.0	.0	.0	.0	.0	.0	.0	.0	.0	.0	.0	.0
28. Credit	.0	.0	.0	.0	.0	.0	.0	.0	.0	.0	.0	.0
29. International	.0	.0	.0	.0	.0	.0	.0	.0	.0	.0	.0	.0
30. Warranty	.0	.0	.0	.0	.0	.0	.0	.0	.0	.0	.0	.0
34. Aggregate write-ins for other lines of business	.0	.0	.0	.0	.0	.0	.0	.0	.0	.0	.0	.0
35. TOTALS (a)	6,820	6,384	0	4,710	0	(196)	4,002	0	(330)	1,482	642	2,118
DETAILS OF WRITE-INS												
3401.												
3402.												
3403.												
3498. Summary of remaining write-ins for Line 34 from overflow page	.0	.0	.0	.0	.0	.0	.0	.0	.0	.0	.0	.0
3499. Totals (Lines 3401 thru 3403 plus 3498)(Line 34 above)	.0	.0	.0	.0	.0	.0	.0	.0	.0	.0	.0	.0

(a) Finance and service charges not included in Lines 1 to 35 \$ 0
(b) For health business on indicated lines report: Number of persons insured under PPO managed care products 0 and number of persons insured under indemnity only products 0



ANNUAL STATEMENT FOR THE YEAR 2021 OF THE ALLMERICA FINANCIAL ALLIANCE INSURANCE COMPANY

EXHIBIT OF PREMIUMS AND LOSSES (Statutory Page 14)

NAIC Group Code 0088 BUSINESS IN THE STATE OF Nebraska DURING THE YEAR 2021 NAIC Company Code 10212

Line of Business	Gross Premiums, Including Policy and Membership Fees, Less Return Premiums and Premiums on Policies not Taken		3	4	5	6	7	8	9	10	11	12
	1	2										
	Direct Premiums Written	Direct Premiums Earned	Dividends Paid or Credited to Policyholders on Direct Business	Direct Unearned Premium Reserves	Direct Losses Paid (deducting salvage)	Direct Losses Incurred	Direct Losses Unpaid	Direct Defense and Cost Containment Expense Paid	Direct Defense and Cost Containment Expense Incurred	Direct Defense and Cost Containment Expense Unpaid	Commissions and Brokerage Expenses	Taxes, Licenses and Fees
1. Fire	.0	.0	.0	.0	.0	.0	.0	.0	.0	.0	.0	.0
2.1 Allied lines	.0	.0	.0	.0	.0	.0	.0	.0	.0	.0	.0	.0
2.2 Multiple peril crop	.0	.0	.0	.0	.0	.0	.0	.0	.0	.0	.0	.0
2.3 Federal flood	.0	.0	.0	.0	.0	.0	.0	.0	.0	.0	.0	.0
2.4 Private crop	.0	.0	.0	.0	.0	.0	.0	.0	.0	.0	.0	.0
2.5 Private flood	.0	.0	.0	.0	.0	.0	.0	.0	.0	.0	.0	.0
3. Farmowners multiple peril	.0	.0	.0	.0	.0	.0	.0	.0	.0	.0	.0	.0
4. Homeowners multiple peril	.0	.0	.0	.0	.0	.0	.0	.0	.0	.0	.0	.0
5.1 Commercial multiple peril (non-liability portion)	.0	.0	.0	.0	.0	.0	.0	.0	.0	.0	.0	.0
5.2 Commercial multiple peril (liability portion)	.0	.0	.0	.0	.0	.0	.0	.0	.0	.0	.0	.0
6. Mortgage guaranty	.0	.0	.0	.0	.0	.0	.0	.0	.0	.0	.0	.0
8. Ocean marine	.0	.0	.0	.0	.0	.0	.0	.0	.0	.0	.0	.0
9. Inland marine	.0	.0	.0	.0	.0	.0	.0	.0	.0	.0	.0	.0
10. Financial guaranty	.0	.0	.0	.0	.0	.0	.0	.0	.0	.0	.0	.0
11. Medical professional liability	.0	.0	.0	.0	.0	.0	.0	.0	.0	.0	.0	.0
12. Earthquake	.0	.0	.0	.0	.0	.0	.0	.0	.0	.0	.0	.0
13. Group accident and health (b)	.0	.0	.0	.0	.0	.0	.0	.0	.0	.0	.0	.0
14. Credit accident and health (group and individual)	.0	.0	.0	.0	.0	.0	.0	.0	.0	.0	.0	.0
15.1 Collectively renewable accident and health (b)	.0	.0	.0	.0	.0	.0	.0	.0	.0	.0	.0	.0
15.2 Non-cancelable accident and health(b)	.0	.0	.0	.0	.0	.0	.0	.0	.0	.0	.0	.0
15.3 Guaranteed renewable accident and health(b)	.0	.0	.0	.0	.0	.0	.0	.0	.0	.0	.0	.0
15.4 Non-renewable for stated reasons only (b)	.0	.0	.0	.0	.0	.0	.0	.0	.0	.0	.0	.0
15.5 Other accident only	.0	.0	.0	.0	.0	.0	.0	.0	.0	.0	.0	.0
15.6 Medicare Title XVIII exempt from state taxes or fees	.0	.0	.0	.0	.0	.0	.0	.0	.0	.0	.0	.0
15.7 All other accident and health (b)	.0	.0	.0	.0	.0	.0	.0	.0	.0	.0	.0	.0
15.8 Federal employees health benefits plan premium (b)	.0	.0	.0	.0	.0	.0	.0	.0	.0	.0	.0	.0
16. Workers' compensation	1,831	4,913	.0	666	.0	(897)	2,160	.0	(332)	626	150	3,000
17.1 Other Liability - occurrence	.0	.0	.0	.0	.0	.0	.0	.0	.0	.0	.0	.0
17.2 Other Liability - claims made	.0	.0	.0	.0	.0	.0	.0	.0	.0	.0	.0	.0
17.3 Excess workers' compensation	.0	.0	.0	.0	.0	.0	.0	.0	.0	.0	.0	.0
18. Products liability	.0	.0	.0	.0	.0	.0	.0	.0	.0	.0	.0	.0
19.1 Private passenger auto no-fault (personal injury protection)	.0	.0	.0	.0	.0	.0	.0	.0	.0	.0	.0	.0
19.2 Other private passenger auto liability	.0	.0	.0	.0	.0	.0	.0	.0	.0	.0	.0	.0
19.3 Commercial auto no-fault (personal injury protection)	.0	.0	.0	.0	.0	.0	.0	.0	.0	.0	.0	.0
19.4 Other commercial auto liability	.0	.0	.0	.0	.0	.0	.0	.0	.0	.0	.0	.0
21.1 Private passenger auto physical damage	.0	.0	.0	.0	.0	.0	.0	.0	.0	.0	.0	.0
21.2 Commercial auto physical damage	.0	.0	.0	.0	.0	.0	.0	.0	.0	.0	.0	.0
22. Aircraft (all perils)	.0	.0	.0	.0	.0	.0	.0	.0	.0	.0	.0	.0
23. Fidelity	.0	.0	.0	.0	.0	.0	.0	.0	.0	.0	.0	.0
24. Surety	.0	.0	.0	.0	.0	.0	.0	.0	.0	.0	.0	.0
26. Burglary and theft	.0	.0	.0	.0	.0	.0	.0	.0	.0	.0	.0	.0
27. Boiler and machinery	.0	.0	.0	.0	.0	.0	.0	.0	.0	.0	.0	.0
28. Credit	.0	.0	.0	.0	.0	.0	.0	.0	.0	.0	.0	.0
29. International	.0	.0	.0	.0	.0	.0	.0	.0	.0	.0	.0	.0
30. Warranty	.0	.0	.0	.0	.0	.0	.0	.0	.0	.0	.0	.0
34. Aggregate write-ins for other lines of business	.0	.0	.0	.0	.0	.0	.0	.0	.0	.0	.0	.0
35. TOTALS (a)	1,831	4,913	0	666	0	(897)	2,160	0	(332)	626	150	3,000
DETAILS OF WRITE-INS												
3401.												
3402.												
3403.												
3498. Summary of remaining write-ins for Line 34 from overflow page	.0	.0	.0	.0	.0	.0	.0	.0	.0	.0	.0	.0
3499. Totals (Lines 3401 thru 3403 plus 3498)(Line 34 above)	.0	.0	.0	.0	.0	.0	.0	.0	.0	.0	.0	.0

(a) Finance and service charges not included in Lines 1 to 35 \$ 0
(b) For health business on indicated lines report: Number of persons insured under PPO managed care products 0 and number of persons insured under indemnity only products 0



ANNUAL STATEMENT FOR THE YEAR 2021 OF THE ALLMERICA FINANCIAL ALLIANCE INSURANCE COMPANY

EXHIBIT OF PREMIUMS AND LOSSES (Statutory Page 14)

NAIC Group Code 0088 BUSINESS IN THE STATE OF Nevada DURING THE YEAR 2021 NAIC Company Code 10212

Line of Business	Gross Premiums, Including Policy and Membership Fees, Less Return Premiums and Premiums on Policies not Taken		3	4	5	6	7	8	9	10	11	12
	1	2										
	Direct Premiums Written	Direct Premiums Earned	Dividends Paid or Credited to Policyholders on Direct Business	Direct Unearned Premium Reserves	Direct Losses Paid (deducting salvage)	Direct Losses Incurred	Direct Losses Unpaid	Direct Defense and Cost Containment Expense Paid	Direct Defense and Cost Containment Expense Incurred	Direct Defense and Cost Containment Expense Unpaid	Commissions and Brokerage Expenses	Taxes, Licenses and Fees
1. Fire0	.0	.0	.0	.0	.0	.0	.0	.0	.0	.0	.0
2.1 Allied lines0	.0	.0	.0	.0	.0	.0	.0	.0	.0	.0	.0
2.2 Multiple peril crop0	.0	.0	.0	.0	.0	.0	.0	.0	.0	.0	.0
2.3 Federal flood0	.0	.0	.0	.0	.0	.0	.0	.0	.0	.0	.0
2.4 Private crop0	.0	.0	.0	.0	.0	.0	.0	.0	.0	.0	.0
2.5 Private flood0	.0	.0	.0	.0	.0	.0	.0	.0	.0	.0	.0
3. Farmowners multiple peril0	.0	.0	.0	.0	.0	.0	.0	.0	.0	.0	.0
4. Homeowners multiple peril0	.0	.0	.0	.0	.0	.0	.0	.0	.0	.0	.0
5.1 Commercial multiple peril (non-liability portion)0	.0	.0	.0	.0	.0	.0	.0	.0	.0	.0	.0
5.2 Commercial multiple peril (liability portion)0	.0	.0	.0	.0	.0	.0	.0	.0	.0	.0	.0
6. Mortgage guaranty0	.0	.0	.0	.0	.0	.0	.0	.0	.0	.0	.0
8. Ocean marine0	.0	.0	.0	.0	.0	.0	.0	.0	.0	.0	.0
9. Inland marine0	.0	.0	.0	.0	.0	.0	.0	.0	.0	.0	.0
10. Financial guaranty0	.0	.0	.0	.0	.0	.0	.0	.0	.0	.0	.0
11. Medical professional liability0	.0	.0	.0	.0	.0	.0	.0	.0	.0	.0	.0
12. Earthquake0	.0	.0	.0	.0	.0	.0	.0	.0	.0	.0	.0
13. Group accident and health (b)0	.0	.0	.0	.0	.0	.0	.0	.0	.0	.0	.0
14. Credit accident and health (group and individual)0	.0	.0	.0	.0	.0	.0	.0	.0	.0	.0	.0
15.1 Collectively renewable accident and health (b)0	.0	.0	.0	.0	.0	.0	.0	.0	.0	.0	.0
15.2 Non-cancelable accident and health(b)0	.0	.0	.0	.0	.0	.0	.0	.0	.0	.0	.0
15.3 Guaranteed renewable accident and health(b)0	.0	.0	.0	.0	.0	.0	.0	.0	.0	.0	.0
15.4 Non-renewable for stated reasons only (b)0	.0	.0	.0	.0	.0	.0	.0	.0	.0	.0	.0
15.5 Other accident only0	.0	.0	.0	.0	.0	.0	.0	.0	.0	.0	.0
15.6 Medicare Title XVIII exempt from state taxes or fees0	.0	.0	.0	.0	.0	.0	.0	.0	.0	.0	.0
15.7 All other accident and health (b)0	.0	.0	.0	.0	.0	.0	.0	.0	.0	.0	.0
15.8 Federal employees health benefits plan premium (b)0	.0	.0	.0	.0	.0	.0	.0	.0	.0	.0	.0
16. Workers' compensation	141,223	135,058	.0	23,269	297	9,571	39,385	(55)	702	10,265	21,469	5,488
17.1 Other Liability - occurrence0	.0	.0	.0	.0	.0	.0	.0	.0	.0	.0	.0
17.2 Other Liability - claims made0	.0	.0	.0	.0	.0	.0	.0	.0	.0	.0	.0
17.3 Excess workers' compensation0	.0	.0	.0	.0	.0	.0	.0	.0	.0	.0	.0
18. Products liability0	.0	.0	.0	.0	.0	.0	.0	.0	.0	.0	.0
19.1 Private passenger auto no-fault (personal injury protection)0	.0	.0	.0	.0	.0	.0	.0	.0	.0	.0	.0
19.2 Other private passenger auto liability0	.0	.0	.0	.0	.0	.0	.0	.0	.0	.0	.0
19.3 Commercial auto no-fault (personal injury protection)0	.0	.0	.0	.0	.0	.0	.0	.0	.0	.0	.0
19.4 Other commercial auto liability0	.0	.0	.0	.0	.0	.0	.0	.0	.0	.0	.0
21.1 Private passenger auto physical damage0	.0	.0	.0	.0	.0	.0	.0	.0	.0	.0	.0
21.2 Commercial auto physical damage0	.0	.0	.0	.0	.0	.0	.0	.0	.0	.0	.0
22. Aircraft (all perils)0	.0	.0	.0	.0	.0	.0	.0	.0	.0	.0	.0
23. Fidelity0	.0	.0	.0	.0	.0	.0	.0	.0	.0	.0	.0
24. Surety0	.0	.0	.0	.0	.0	.0	.0	.0	.0	.0	.0
26. Burglary and theft0	.0	.0	.0	.0	.0	.0	.0	.0	.0	.0	.0
27. Boiler and machinery0	.0	.0	.0	.0	.0	.0	.0	.0	.0	.0	.0
28. Credit0	.0	.0	.0	.0	.0	.0	.0	.0	.0	.0	.0
29. International0	.0	.0	.0	.0	.0	.0	.0	.0	.0	.0	.0
30. Warranty0	.0	.0	.0	.0	.0	.0	.0	.0	.0	.0	.0
34. Aggregate write-ins for other lines of business0	.0	.0	.0	.0	.0	.0	.0	.0	.0	.0	.0
35. TOTALS (a)	141,223	135,058	0	23,269	297	9,571	39,385	(55)	702	10,265	21,469	5,488
DETAILS OF WRITE-INS												
3401.												
3402.												
3403.												
3498. Summary of remaining write-ins for Line 34 from overflow page0	.0	.0	.0	.0	.0	.0	.0	.0	.0	.0	.0
3499. Totals (Lines 3401 thru 3403 plus 3498)(Line 34 above)0	.0	.0	.0	.0	.0	.0	.0	.0	.0	.0	.0

(a) Finance and service charges not included in Lines 1 to 35 \$269
(b) For health business on indicated lines report: Number of persons insured under PPO managed care products0 and number of persons insured under indemnity only products0 .



ANNUAL STATEMENT FOR THE YEAR 2021 OF THE ALLMERICA FINANCIAL ALLIANCE INSURANCE COMPANY

EXHIBIT OF PREMIUMS AND LOSSES (Statutory Page 14)

NAIC Group Code 0088 BUSINESS IN THE STATE OF New Hampshire DURING THE YEAR 2021 NAIC Company Code 10212

Line of Business	Gross Premiums, Including Policy and Membership Fees, Less Return Premiums and Premiums on Policies not Taken		3	4	5	6	7	8	9	10	11	12
	1	2										
	Direct Premiums Written	Direct Premiums Earned	Dividends Paid or Credited to Policyholders on Direct Business	Direct Unearned Premium Reserves	Direct Losses Paid (deducting salvage)	Direct Losses Incurred	Direct Losses Unpaid	Direct Defense and Cost Containment Expense Paid	Direct Defense and Cost Containment Expense Incurred	Direct Defense and Cost Containment Expense Unpaid	Commissions and Brokerage Expenses	Taxes, Licenses and Fees
1. Fire0	.0	.0	.0	.0	.0	.0	.0	.0	.0	.0	.0
2.1 Allied lines0	.0	.0	.0	.0	.0	.0	.0	.0	.0	.0	.0
2.2 Multiple peril crop0	.0	.0	.0	.0	.0	.0	.0	.0	.0	.0	.0
2.3 Federal flood0	.0	.0	.0	.0	.0	.0	.0	.0	.0	.0	.0
2.4 Private crop0	.0	.0	.0	.0	.0	.0	.0	.0	.0	.0	.0
2.5 Private flood0	.0	.0	.0	.0	.0	.0	.0	.0	.0	.0	.0
3. Farmowners multiple peril0	.0	.0	.0	.0	.0	.0	.0	.0	.0	.0	.0
4. Homeowners multiple peril0	.0	.0	.0	.0	.0	.0	.0	.0	.0	.0	.0
5.1 Commercial multiple peril (non-liability portion)0	.0	.0	.0	.0	.0	.0	.0	.0	.0	.0	.0
5.2 Commercial multiple peril (liability portion)0	.0	.0	.0	.0	.0	.0	.0	.0	.0	.0	.0
6. Mortgage guaranty0	.0	.0	.0	.0	.0	.0	.0	.0	.0	.0	.0
8. Ocean marine0	.0	.0	.0	.0	.0	.0	.0	.0	.0	.0	.0
9. Inland marine0	.0	.0	.0	.0	.0	.0	.0	.0	.0	.0	.0
10. Financial guaranty0	.0	.0	.0	.0	.0	.0	.0	.0	.0	.0	.0
11. Medical professional liability0	.0	.0	.0	.0	.0	.0	.0	.0	.0	.0	.0
12. Earthquake0	.0	.0	.0	.0	.0	.0	.0	.0	.0	.0	.0
13. Group accident and health (b)0	.0	.0	.0	.0	.0	.0	.0	.0	.0	.0	.0
14. Credit accident and health (group and individual)0	.0	.0	.0	.0	.0	.0	.0	.0	.0	.0	.0
15.1 Collectively renewable accident and health (b)0	.0	.0	.0	.0	.0	.0	.0	.0	.0	.0	.0
15.2 Non-cancelable accident and health(b)0	.0	.0	.0	.0	.0	.0	.0	.0	.0	.0	.0
15.3 Guaranteed renewable accident and health(b)0	.0	.0	.0	.0	.0	.0	.0	.0	.0	.0	.0
15.4 Non-renewable for stated reasons only (b)0	.0	.0	.0	.0	.0	.0	.0	.0	.0	.0	.0
15.5 Other accident only0	.0	.0	.0	.0	.0	.0	.0	.0	.0	.0	.0
15.6 Medicare Title XVIII exempt from state taxes or fees0	.0	.0	.0	.0	.0	.0	.0	.0	.0	.0	.0
15.7 All other accident and health (b)0	.0	.0	.0	.0	.0	.0	.0	.0	.0	.0	.0
15.8 Federal employees health benefits plan premium (b)0	.0	.0	.0	.0	.0	.0	.0	.0	.0	.0	.0
16. Workers' compensation	384,688	361,511	.0	193,205	133,401	289,656	257,077	2,672	17,432	35,802	41,838	11,145
17.1 Other Liability - occurrence0	.0	.0	.0	.0	.0	.0	.0	.0	.0	.0	.0
17.2 Other Liability - claims made0	.0	.0	.0	.0	.0	.0	.0	.0	.0	.0	.0
17.3 Excess workers' compensation0	.0	.0	.0	.0	.0	.0	.0	.0	.0	.0	.0
18. Products liability0	.0	.0	.0	.0	.0	.0	.0	.0	.0	.0	.0
19.1 Private passenger auto no-fault (personal injury protection)0	.0	.0	.0	.0	.0	.0	.0	.0	.0	.0	.0
19.2 Other private passenger auto liability0	.0	.0	.0	.0	.0	.0	.0	.0	.0	.0	.0
19.3 Commercial auto no-fault (personal injury protection)0	.0	.0	.0	.0	.0	.0	.0	.0	.0	.0	.0
19.4 Other commercial auto liability0	.0	.0	.0	.0	.0	.0	.0	.0	.0	.0	.0
21.1 Private passenger auto physical damage0	.0	.0	.0	.0	.0	.0	.0	.0	.0	.0	.0
21.2 Commercial auto physical damage0	.0	.0	.0	.0	.0	.0	.0	.0	.0	.0	.0
22. Aircraft (all perils)0	.0	.0	.0	.0	.0	.0	.0	.0	.0	.0	.0
23. Fidelity0	.0	.0	.0	.0	.0	.0	.0	.0	.0	.0	.0
24. Surety0	.0	.0	.0	.0	.0	.0	.0	.0	.0	.0	.0
26. Burglary and theft0	.0	.0	.0	.0	.0	.0	.0	.0	.0	.0	.0
27. Boiler and machinery0	.0	.0	.0	.0	.0	.0	.0	.0	.0	.0	.0
28. Credit0	.0	.0	.0	.0	.0	.0	.0	.0	.0	.0	.0
29. International0	.0	.0	.0	.0	.0	.0	.0	.0	.0	.0	.0
30. Warranty0	.0	.0	.0	.0	.0	.0	.0	.0	.0	.0	.0
34. Aggregate write-ins for other lines of business0	.0	.0	.0	.0	.0	.0	.0	.0	.0	.0	.0
35. TOTALS (a)	384,688	361,511	0	193,205	133,401	289,656	257,077	2,672	17,432	35,802	41,838	11,145
DETAILS OF WRITE-INS												
3401.												
3402.												
3403.												
3498. Summary of remaining write-ins for Line 34 from overflow page0	.0	.0	.0	.0	.0	.0	.0	.0	.0	.0	.0
3499. Totals (Lines 3401 thru 3403 plus 3498)(Line 34 above)0	.0	.0	.0	.0	.0	.0	.0	.0	.0	.0	.0

(a) Finance and service charges not included in Lines 1 to 35 \$1,319
(b) For health business on indicated lines report: Number of persons insured under PPO managed care products0 and number of persons insured under indemnity only products0 .



ANNUAL STATEMENT FOR THE YEAR 2021 OF THE ALLMERICA FINANCIAL ALLIANCE INSURANCE COMPANY

EXHIBIT OF PREMIUMS AND LOSSES (Statutory Page 14)

NAIC Group Code 0088 BUSINESS IN THE STATE OF New Jersey DURING THE YEAR 2021 NAIC Company Code 10212

Line of Business	Gross Premiums, Including Policy and Membership Fees, Less Return Premiums and Premiums on Policies not Taken		3	4	5	6	7	8	9	10	11	12
	1	2										
	Direct Premiums Written	Direct Premiums Earned	Dividends Paid or Credited to Policyholders on Direct Business	Direct Unearned Premium Reserves	Direct Losses Paid (deducting salvage)	Direct Losses Incurred	Direct Losses Unpaid	Direct Defense and Cost Containment Expense Paid	Direct Defense and Cost Containment Expense Incurred	Direct Defense and Cost Containment Expense Unpaid	Commissions and Brokerage Expenses	Taxes, Licenses and Fees
1. Fire0	.0	.0	.0	.0	.0	.0	.0	.0	.0	.0	.0
2.1 Allied lines0	.0	.0	.0	.0	.0	.0	.0	.0	.0	.0	.0
2.2 Multiple peril crop0	.0	.0	.0	.0	.0	.0	.0	.0	.0	.0	.0
2.3 Federal flood0	.0	.0	.0	.0	.0	.0	.0	.0	.0	.0	.0
2.4 Private crop0	.0	.0	.0	.0	.0	.0	.0	.0	.0	.0	.0
2.5 Private flood0	.0	.0	.0	.0	.0	.0	.0	.0	.0	.0	.0
3. Farmowners multiple peril0	.0	.0	.0	.0	.0	.0	.0	.0	.0	.0	.0
4. Homeowners multiple peril0	.0	.0	.0	.0	.0	.0	.0	.0	.0	.0	.0
5.1 Commercial multiple peril (non-liability portion)0	.0	.0	.0	.0	.0	.0	.0	.0	.0	.0	.0
5.2 Commercial multiple peril (liability portion)0	.0	.0	.0	.0	.0	.0	.0	.0	.0	.0	.0
6. Mortgage guaranty0	.0	.0	.0	.0	.0	.0	.0	.0	.0	.0	.0
8. Ocean marine0	.0	.0	.0	.0	.0	.0	.0	.0	.0	.0	.0
9. Inland marine0	.0	.0	.0	.0	.0	.0	.0	.0	.0	.0	.0
10. Financial guaranty0	.0	.0	.0	.0	.0	.0	.0	.0	.0	.0	.0
11. Medical professional liability0	.0	.0	.0	.0	.0	.0	.0	.0	.0	.0	.0
12. Earthquake0	.0	.0	.0	.0	.0	.0	.0	.0	.0	.0	.0
13. Group accident and health (b)0	.0	.0	.0	.0	.0	.0	.0	.0	.0	.0	.0
14. Credit accident and health (group and individual)0	.0	.0	.0	.0	.0	.0	.0	.0	.0	.0	.0
15.1 Collectively renewable accident and health (b)0	.0	.0	.0	.0	.0	.0	.0	.0	.0	.0	.0
15.2 Non-cancelable accident and health(b)0	.0	.0	.0	.0	.0	.0	.0	.0	.0	.0	.0
15.3 Guaranteed renewable accident and health(b)0	.0	.0	.0	.0	.0	.0	.0	.0	.0	.0	.0
15.4 Non-renewable for stated reasons only (b)0	.0	.0	.0	.0	.0	.0	.0	.0	.0	.0	.0
15.5 Other accident only0	.0	.0	.0	.0	.0	.0	.0	.0	.0	.0	.0
15.6 Medicare Title XVIII exempt from state taxes or fees0	.0	.0	.0	.0	.0	.0	.0	.0	.0	.0	.0
15.7 All other accident and health (b)0	.0	.0	.0	.0	.0	.0	.0	.0	.0	.0	.0
15.8 Federal employees health benefits plan premium (b)0	.0	.0	.0	.0	.0	.0	.0	.0	.0	.0	.0
16. Workers' compensation	560,749	560,104	.0	254,908	107,732	40,735	624,760	19,767	17,458	56,380	55,769	27,057
17.1 Other Liability - occurrence0	.0	.0	.0	.0	.0	.0	.0	.0	.0	.0	.0
17.2 Other Liability - claims made0	.0	.0	.0	.0	.0	.0	.0	.0	.0	.0	.0
17.3 Excess workers' compensation0	.0	.0	.0	.0	.0	.0	.0	.0	.0	.0	.0
18. Products liability0	.0	.0	.0	.0	.0	.0	.0	.0	.0	.0	.0
19.1 Private passenger auto no-fault (personal injury protection)0	.0	.0	.0	.0	.0	.0	.0	.0	.0	.0	.0
19.2 Other private passenger auto liability0	.0	.0	.0	.0	.0	.0	.0	.0	.0	.0	.0
19.3 Commercial auto no-fault (personal injury protection)0	.0	.0	.0	.0	.0	.0	.0	.0	.0	.0	.0
19.4 Other commercial auto liability0	.0	.0	.0	.0	.0	.0	.0	.0	.0	.0	.0
21.1 Private passenger auto physical damage0	.0	.0	.0	.0	.0	.0	.0	.0	.0	.0	.0
21.2 Commercial auto physical damage0	.0	.0	.0	.0	.0	.0	.0	.0	.0	.0	.0
22. Aircraft (all perils)0	.0	.0	.0	.0	.0	.0	.0	.0	.0	.0	.0
23. Fidelity0	.0	.0	.0	.0	.0	.0	.0	.0	.0	.0	.0
24. Surety0	.0	.0	.0	.0	.0	.0	.0	.0	.0	.0	.0
26. Burglary and theft0	.0	.0	.0	.0	.0	.0	.0	.0	.0	.0	.0
27. Boiler and machinery0	.0	.0	.0	.0	.0	.0	.0	.0	.0	.0	.0
28. Credit0	.0	.0	.0	.0	.0	.0	.0	.0	.0	.0	.0
29. International0	.0	.0	.0	.0	.0	.0	.0	.0	.0	.0	.0
30. Warranty0	.0	.0	.0	.0	.0	.0	.0	.0	.0	.0	.0
34. Aggregate write-ins for other lines of business0	.0	.0	.0	.0	.0	.0	.0	.0	.0	.0	.0
35. TOTALS (a)	560,749	560,104	0	254,908	107,732	40,735	624,760	19,767	17,458	56,380	55,769	27,057
DETAILS OF WRITE-INS												
3401.												
3402.												
3403.												
3498. Summary of remaining write-ins for Line 34 from overflow page0	.0	.0	.0	.0	.0	.0	.0	.0	.0	.0	.0
3499. Totals (Lines 3401 thru 3403 plus 3498)(Line 34 above)0	.0	.0	.0	.0	.0	.0	.0	.0	.0	.0	.0

(a) Finance and service charges not included in Lines 1 to 35 \$2,233
(b) For health business on indicated lines report: Number of persons insured under PPO managed care products0 and number of persons insured under indemnity only products0 .



ANNUAL STATEMENT FOR THE YEAR 2021 OF THE ALLMERICA FINANCIAL ALLIANCE INSURANCE COMPANY

EXHIBIT OF PREMIUMS AND LOSSES (Statutory Page 14)

NAIC Group Code 0088 BUSINESS IN THE STATE OF New Mexico DURING THE YEAR 2021 NAIC Company Code 10212

Line of Business	Gross Premiums, Including Policy and Membership Fees, Less Return Premiums and Premiums on Policies not Taken		3	4	5	6	7	8	9	10	11	12
	1	2										
	Direct Premiums Written	Direct Premiums Earned	Dividends Paid or Credited to Policyholders on Direct Business	Direct Unearned Premium Reserves	Direct Losses Paid (deducting salvage)	Direct Losses Incurred	Direct Losses Unpaid	Direct Defense and Cost Containment Expense Paid	Direct Defense and Cost Containment Expense Incurred	Direct Defense and Cost Containment Expense Unpaid	Commissions and Brokerage Expenses	Taxes, Licenses and Fees
1. Fire0	.0	.0	.0	.0	.0	.0	.0	.0	.0	.0	.0
2.1 Allied lines0	.0	.0	.0	.0	.0	.0	.0	.0	.0	.0	.0
2.2 Multiple peril crop0	.0	.0	.0	.0	.0	.0	.0	.0	.0	.0	.0
2.3 Federal flood0	.0	.0	.0	.0	.0	.0	.0	.0	.0	.0	.0
2.4 Private crop0	.0	.0	.0	.0	.0	.0	.0	.0	.0	.0	.0
2.5 Private flood0	.0	.0	.0	.0	.0	.0	.0	.0	.0	.0	.0
3. Farmowners multiple peril0	.0	.0	.0	.0	.0	.0	.0	.0	.0	.0	.0
4. Homeowners multiple peril0	.0	.0	.0	.0	.0	.0	.0	.0	.0	.0	.0
5.1 Commercial multiple peril (non-liability portion)0	.0	.0	.0	.0	.0	.0	.0	.0	.0	.0	.0
5.2 Commercial multiple peril (liability portion)0	.0	.0	.0	.0	.0	.0	.0	.0	.0	.0	.0
6. Mortgage guaranty0	.0	.0	.0	.0	.0	.0	.0	.0	.0	.0	.0
8. Ocean marine0	.0	.0	.0	.0	.0	.0	.0	.0	.0	.0	.0
9. Inland marine0	.0	.0	.0	.0	.0	.0	.0	.0	.0	.0	.0
10. Financial guaranty0	.0	.0	.0	.0	.0	.0	.0	.0	.0	.0	.0
11. Medical professional liability0	.0	.0	.0	.0	.0	.0	.0	.0	.0	.0	.0
12. Earthquake0	.0	.0	.0	.0	.0	.0	.0	.0	.0	.0	.0
13. Group accident and health (b)0	.0	.0	.0	.0	.0	.0	.0	.0	.0	.0	150
14. Credit accident and health (group and individual)0	.0	.0	.0	.0	.0	.0	.0	.0	.0	.0	.0
15.1 Collectively renewable accident and health (b)0	.0	.0	.0	.0	.0	.0	.0	.0	.0	.0	.0
15.2 Non-cancelable accident and health(b)0	.0	.0	.0	.0	.0	.0	.0	.0	.0	.0	.0
15.3 Guaranteed renewable accident and health(b)0	.0	.0	.0	.0	.0	.0	.0	.0	.0	.0	.0
15.4 Non-renewable for stated reasons only (b)0	.0	.0	.0	.0	.0	.0	.0	.0	.0	.0	.0
15.5 Other accident only0	.0	.0	.0	.0	.0	.0	.0	.0	.0	.0	.0
15.6 Medicare Title XVIII exempt from state taxes or fees0	.0	.0	.0	.0	.0	.0	.0	.0	.0	.0	.0
15.7 All other accident and health (b)0	.0	.0	.0	.0	.0	.0	.0	.0	.0	.0	.0
15.8 Federal employees health benefits plan premium (b)0	.0	.0	.0	.0	.0	.0	.0	.0	.0	.0	.0
16. Workers' compensation	21,003	17,500	.0	5,331	.0	1,422	3,779	.0	425	1,410	2,599	3,331
17.1 Other Liability - occurrence0	.0	.0	.0	.0	.0	.0	.0	.0	.0	.0	.0
17.2 Other Liability - claims made0	.0	.0	.0	.0	.0	.0	.0	.0	.0	.0	.0
17.3 Excess workers' compensation0	.0	.0	.0	.0	.0	.0	.0	.0	.0	.0	.0
18. Products liability0	.0	.0	.0	.0	.0	.0	.0	.0	.0	.0	.0
19.1 Private passenger auto no-fault (personal injury protection)0	.0	.0	.0	.0	.0	.0	.0	.0	.0	.0	.0
19.2 Other private passenger auto liability0	.0	.0	.0	.0	.0	.0	.0	.0	.0	.0	.0
19.3 Commercial auto no-fault (personal injury protection)0	.0	.0	.0	.0	.0	.0	.0	.0	.0	.0	.0
19.4 Other commercial auto liability0	.0	.0	.0	.0	.0	.0	.0	.0	.0	.0	.0
21.1 Private passenger auto physical damage0	.0	.0	.0	.0	.0	.0	.0	.0	.0	.0	.0
21.2 Commercial auto physical damage0	.0	.0	.0	.0	.0	.0	.0	.0	.0	.0	.0
22. Aircraft (all perils)0	.0	.0	.0	.0	.0	.0	.0	.0	.0	.0	.0
23. Fidelity0	.0	.0	.0	.0	.0	.0	.0	.0	.0	.0	.0
24. Surety0	.0	.0	.0	.0	.0	.0	.0	.0	.0	.0	.0
26. Burglary and theft0	.0	.0	.0	.0	.0	.0	.0	.0	.0	.0	.0
27. Boiler and machinery0	.0	.0	.0	.0	.0	.0	.0	.0	.0	.0	.0
28. Credit0	.0	.0	.0	.0	.0	.0	.0	.0	.0	.0	.0
29. International0	.0	.0	.0	.0	.0	.0	.0	.0	.0	.0	.0
30. Warranty0	.0	.0	.0	.0	.0	.0	.0	.0	.0	.0	.0
34. Aggregate write-ins for other lines of business0	.0	.0	.0	.0	.0	.0	.0	.0	.0	.0	.0
35. TOTALS (a)	21,003	17,500	0	5,331	0	1,422	3,779	0	425	1,410	2,599	3,481
DETAILS OF WRITE-INS												
3401.												
3402.												
3403.												
3498. Summary of remaining write-ins for Line 34 from overflow page0	.0	.0	.0	.0	.0	.0	.0	.0	.0	.0	.0
3499. Totals (Lines 3401 thru 3403 plus 3498)(Line 34 above)0	.0	.0	.0	.0	.0	.0	.0	.0	.0	.0	.0

(a) Finance and service charges not included in Lines 1 to 35 \$190
(b) For health business on indicated lines report: Number of persons insured under PPO managed care products0 and number of persons insured under indemnity only products0 .



ANNUAL STATEMENT FOR THE YEAR 2021 OF THE ALLMERICA FINANCIAL ALLIANCE INSURANCE COMPANY

EXHIBIT OF PREMIUMS AND LOSSES (Statutory Page 14)

NAIC Group Code 0088 BUSINESS IN THE STATE OF New York DURING THE YEAR 2021 NAIC Company Code 10212

Line of Business	Gross Premiums, Including Policy and Membership Fees, Less Return Premiums and Premiums on Policies not Taken		3	4	5	6	7	8	9	10	11	12
	1	2										
	Direct Premiums Written	Direct Premiums Earned	Dividends Paid or Credited to Policyholders on Direct Business	Direct Unearned Premium Reserves	Direct Losses Paid (deducting salvage)	Direct Losses Incurred	Direct Losses Unpaid	Direct Defense and Cost Containment Expense Paid	Direct Defense and Cost Containment Expense Incurred	Direct Defense and Cost Containment Expense Unpaid	Commissions and Brokerage Expenses	Taxes, Licenses and Fees
1. Fire0	.0	.0	.0	.0	.0	.0	.0	.0	.0	.0	.0
2.1 Allied lines0	.0	.0	.0	.0	.0	.0	.0	.0	.0	.0	.0
2.2 Multiple peril crop0	.0	.0	.0	.0	.0	.0	.0	.0	.0	.0	.0
2.3 Federal flood0	.0	.0	.0	.0	.0	.0	.0	.0	.0	.0	.0
2.4 Private crop0	.0	.0	.0	.0	.0	.0	.0	.0	.0	.0	.0
2.5 Private flood0	.0	.0	.0	.0	.0	.0	.0	.0	.0	.0	.0
3. Farmowners multiple peril0	.0	.0	.0	.0	.0	.0	.0	.0	.0	.0	.0
4. Homeowners multiple peril0	.0	.0	.0	.0	.0	.0	.0	.0	.0	.0	.0
5.1 Commercial multiple peril (non-liability portion)0	.0	.0	.0	.0	.0	.0	.0	.0	.0	.0	.0
5.2 Commercial multiple peril (liability portion)0	.0	.0	.0	.0	.0	.0	.0	.0	.0	.0	.0
6. Mortgage guaranty0	.0	.0	.0	.0	.0	.0	.0	.0	.0	.0	.0
8. Ocean marine0	.0	.0	.0	.0	.0	.0	.0	.0	.0	.0	.0
9. Inland marine0	.0	.0	.0	.0	.0	.0	.0	.0	.0	.0	.0
10. Financial guaranty0	.0	.0	.0	.0	.0	.0	.0	.0	.0	.0	.0
11. Medical professional liability0	.0	.0	.0	.0	.0	.0	.0	.0	.0	.0	.0
12. Earthquake0	.0	.0	.0	.0	.0	.0	.0	.0	.0	.0	.0
13. Group accident and health (b)0	.0	.0	.0	.0	.0	.0	.0	.0	.0	.0	.0
14. Credit accident and health (group and individual)0	.0	.0	.0	.0	.0	.0	.0	.0	.0	.0	.0
15.1 Collectively renewable accident and health (b)0	.0	.0	.0	.0	.0	.0	.0	.0	.0	.0	.0
15.2 Non-cancelable accident and health(b)0	.0	.0	.0	.0	.0	.0	.0	.0	.0	.0	.0
15.3 Guaranteed renewable accident and health(b)0	.0	.0	.0	.0	.0	.0	.0	.0	.0	.0	.0
15.4 Non-renewable for stated reasons only (b)0	.0	.0	.0	.0	.0	.0	.0	.0	.0	.0	.0
15.5 Other accident only0	.0	.0	.0	.0	.0	.0	.0	.0	.0	.0	.0
15.6 Medicare Title XVIII exempt from state taxes or fees0	.0	.0	.0	.0	.0	.0	.0	.0	.0	.0	.0
15.7 All other accident and health (b)0	.0	.0	.0	.0	.0	.0	.0	.0	.0	.0	.0
15.8 Federal employees health benefits plan premium (b)0	.0	.0	.0	.0	.0	.0	.0	.0	.0	.0	.0
16. Workers' compensation	2,938,997	2,825,107	.0	1,706,440	719,891	3,797,108	5,271,234	58,457	109,026	244,006	286,587	65,315
17.1 Other Liability - occurrence0	.0	.0	.0	.0	.0	.0	.0	.0	.0	.0	.0
17.2 Other Liability - claims made0	.0	.0	.0	.0	.0	.0	.0	.0	.0	.0	.0
17.3 Excess workers' compensation0	.0	.0	.0	.0	.0	.0	.0	.0	.0	.0	.0
18. Products liability0	.0	.0	.0	.0	.0	.0	.0	.0	.0	.0	.0
19.1 Private passenger auto no-fault (personal injury protection)	5,945,745	6,174,230	.0	3,035,214	3,121,004	3,021,728	3,532,560	291,131	162,990	571,663	954,615	129,930
19.2 Other private passenger auto liability	30,950,979	31,327,666	.0	15,813,507	17,122,592	20,274,919	51,995,423	1,946,404	2,129,433	3,481,698	4,961,407	676,105
19.3 Commercial auto no-fault (personal injury protection)0	.0	.0	.0	.0	.0	.0	.0	.0	.0	.0	.0
19.4 Other commercial auto liability0	.0	.0	.0	.0	.0	.0	.0	.0	.0	.0	.0
21.1 Private passenger auto physical damage	26,091,864	26,294,831	.0	13,234,472	16,334,827	16,313,233	376,331	2,591	(2,136)	27,679	4,192,612	569,922
21.2 Commercial auto physical damage0	.0	.0	.0	.0	.0	.0	.0	.0	.0	.0	.0
22. Aircraft (all perils)0	.0	.0	.0	.0	.0	.0	.0	.0	.0	.0	.0
23. Fidelity0	.0	.0	.0	.0	.0	.0	.0	.0	.0	.0	.0
24. Surety0	.0	.0	.0	.0	.0	.0	.0	.0	.0	.0	.0
26. Burglary and theft0	.0	.0	.0	.0	.0	.0	.0	.0	.0	.0	.0
27. Boiler and machinery0	.0	.0	.0	.0	.0	.0	.0	.0	.0	.0	.0
28. Credit0	.0	.0	.0	.0	.0	.0	.0	.0	.0	.0	.0
29. International0	.0	.0	.0	.0	.0	.0	.0	.0	.0	.0	.0
30. Warranty0	.0	.0	.0	.0	.0	.0	.0	.0	.0	.0	.0
34. Aggregate write-ins for other lines of business0	.0	.0	.0	.0	.0	.0	.0	.0	.0	.0	.0
35. TOTALS (a)	65,927,585	66,621,834	0	33,789,633	37,298,314	43,406,988	61,175,548	2,298,583	2,399,313	4,325,046	10,395,221	1,441,272
DETAILS OF WRITE-INS												
3401.												
3402.												
3403.												
3498. Summary of remaining write-ins for Line 34 from overflow page0	.0	.0	.0	.0	.0	.0	.0	.0	.0	.0	.0
3499. Totals (Lines 3401 thru 3403 plus 3498)(Line 34 above)0	.0	.0	.0	.0	.0	.0	.0	.0	.0	.0	.0

(a) Finance and service charges not included in Lines 1 to 35 \$405,813
(b) For health business on indicated lines report: Number of persons insured under PPO managed care products0 and number of persons insured under indemnity only products0 .



ANNUAL STATEMENT FOR THE YEAR 2021 OF THE ALLMERICA FINANCIAL ALLIANCE INSURANCE COMPANY

EXHIBIT OF PREMIUMS AND LOSSES (Statutory Page 14)

NAIC Group Code 0088 BUSINESS IN THE STATE OF North Carolina DURING THE YEAR 2021 NAIC Company Code 10212

Line of Business	Gross Premiums, Including Policy and Membership Fees, Less Return Premiums and Premiums on Policies not Taken		3	4	5	6	7	8	9	10	11	12
	1	2										
	Direct Premiums Written	Direct Premiums Earned	Dividends Paid or Credited to Policyholders on Direct Business	Direct Unearned Premium Reserves	Direct Losses Paid (deducting salvage)	Direct Losses Incurred	Direct Losses Unpaid	Direct Defense and Cost Containment Expense Paid	Direct Defense and Cost Containment Expense Incurred	Direct Defense and Cost Containment Expense Unpaid	Commissions and Brokerage Expenses	Taxes, Licenses and Fees
1. Fire0	.0	.0	.0	.0	.0	.0	.0	.0	.0	.0	.0
2.1 Allied lines0	.0	.0	.0	.0	.0	.0	.0	.0	.0	.0	.0
2.2 Multiple peril crop0	.0	.0	.0	.0	.0	.0	.0	.0	.0	.0	.0
2.3 Federal flood0	.0	.0	.0	.0	.0	.0	.0	.0	.0	.0	.0
2.4 Private crop0	.0	.0	.0	.0	.0	.0	.0	.0	.0	.0	.0
2.5 Private flood0	.0	.0	.0	.0	.0	.0	.0	.0	.0	.0	.0
3. Farmowners multiple peril0	.0	.0	.0	.0	.0	.0	.0	.0	.0	.0	.0
4. Homeowners multiple peril0	.0	.0	.0	.0	.0	.0	.0	.0	.0	.0	.0
5.1 Commercial multiple peril (non-liability portion)0	.0	.0	.0	.0	.0	.0	.0	.0	.0	.0	.0
5.2 Commercial multiple peril (liability portion)0	.0	.0	.0	.0	.0	.0	.0	.0	.0	.0	.0
6. Mortgage guaranty0	.0	.0	.0	.0	.0	.0	.0	.0	.0	.0	.0
8. Ocean marine0	.0	.0	.0	.0	.0	.0	.0	.0	.0	.0	.0
9. Inland marine0	.0	.0	.0	.0	.0	.0	.0	.0	.0	.0	.0
10. Financial guaranty0	.0	.0	.0	.0	.0	.0	.0	.0	.0	.0	.0
11. Medical professional liability0	.0	.0	.0	.0	.0	.0	.0	.0	.0	.0	.0
12. Earthquake0	.0	.0	.0	.0	.0	.0	.0	.0	.0	.0	.0
13. Group accident and health (b)0	.0	.0	.0	.0	.0	.0	.0	.0	.0	.0	.0
14. Credit accident and health (group and individual)0	.0	.0	.0	.0	.0	.0	.0	.0	.0	.0	.0
15.1 Collectively renewable accident and health (b)0	.0	.0	.0	.0	.0	.0	.0	.0	.0	.0	.0
15.2 Non-cancelable accident and health(b)0	.0	.0	.0	.0	.0	.0	.0	.0	.0	.0	.0
15.3 Guaranteed renewable accident and health(b)0	.0	.0	.0	.0	.0	.0	.0	.0	.0	.0	.0
15.4 Non-renewable for stated reasons only (b)0	.0	.0	.0	.0	.0	.0	.0	.0	.0	.0	.0
15.5 Other accident only0	.0	.0	.0	.0	.0	.0	.0	.0	.0	.0	.0
15.6 Medicare Title XVIII exempt from state taxes or fees0	.0	.0	.0	.0	.0	.0	.0	.0	.0	.0	.0
15.7 All other accident and health (b)0	.0	.0	.0	.0	.0	.0	.0	.0	.0	.0	.0
15.8 Federal employees health benefits plan premium (b)0	.0	.0	.0	.0	.0	.0	.0	.0	.0	.0	.0
16. Workers' compensation	1,956,127	1,981,476	.0	882,302	314,536	(112,516)	1,031,594	25,578	47,309	162,811	212,530	103,125
17.1 Other Liability - occurrence0	.0	.0	.0	.0	.0	.0	.0	.0	.0	.0	.0
17.2 Other Liability - claims made0	.0	.0	.0	.0	.0	.0	.0	.0	.0	.0	.0
17.3 Excess workers' compensation0	.0	.0	.0	.0	.0	.0	.0	.0	.0	.0	.0
18. Products liability0	.0	.0	.0	.0	.0	.0	.0	.0	.0	.0	.0
19.1 Private passenger auto no-fault (personal injury protection)0	.0	.0	.0	.0	.0	.0	.0	.0	.0	.0	.0
19.2 Other private passenger auto liability0	.0	.0	.0	.0	.0	.0	.0	.0	.0	.0	.0
19.3 Commercial auto no-fault (personal injury protection)0	.0	.0	.0	.0	.0	.0	.0	.0	.0	.0	.0
19.4 Other commercial auto liability0	.0	.0	.0	.0	.0	.0	.0	.0	.0	.0	.0
21.1 Private passenger auto physical damage0	.0	.0	.0	.0	.0	.0	.0	.0	.0	.0	.0
21.2 Commercial auto physical damage0	.0	.0	.0	.0	.0	.0	.0	.0	.0	.0	.0
22. Aircraft (all perils)0	.0	.0	.0	.0	.0	.0	.0	.0	.0	.0	.0
23. Fidelity0	.0	.0	.0	.0	.0	.0	.0	.0	.0	.0	.0
24. Surety0	.0	.0	.0	.0	.0	.0	.0	.0	.0	.0	.0
26. Burglary and theft0	.0	.0	.0	.0	.0	.0	.0	.0	.0	.0	.0
27. Boiler and machinery0	.0	.0	.0	.0	.0	.0	.0	.0	.0	.0	.0
28. Credit0	.0	.0	.0	.0	.0	.0	.0	.0	.0	.0	.0
29. International0	.0	.0	.0	.0	.0	.0	.0	.0	.0	.0	.0
30. Warranty0	.0	.0	.0	.0	.0	.0	.0	.0	.0	.0	.0
34. Aggregate write-ins for other lines of business0	.0	.0	.0	.0	.0	.0	.0	.0	.0	.0	.0
35. TOTALS (a)	1,956,127	1,981,476	0	882,302	314,536	(112,516)	1,031,594	25,578	47,309	162,811	212,530	103,125
DETAILS OF WRITE-INS												
3401.												
3402.												
3403.												
3498. Summary of remaining write-ins for Line 34 from overflow page0	.0	.0	.0	.0	.0	.0	.0	.0	.0	.0	.0
3499. Totals (Lines 3401 thru 3403 plus 3498)(Line 34 above)0	.0	.0	.0	.0	.0	.0	.0	.0	.0	.0	.0

(a) Finance and service charges not included in Lines 1 to 35 \$7,508
(b) For health business on indicated lines report: Number of persons insured under PPO managed care products0 and number of persons insured under indemnity only products0 .



ANNUAL STATEMENT FOR THE YEAR 2021 OF THE ALLMERICA FINANCIAL ALLIANCE INSURANCE COMPANY

EXHIBIT OF PREMIUMS AND LOSSES (Statutory Page 14)

NAIC Group Code 0088 BUSINESS IN THE STATE OF North Dakota DURING THE YEAR 2021 NAIC Company Code 10212

Line of Business	Gross Premiums, Including Policy and Membership Fees, Less Return Premiums and Premiums on Policies not Taken		3	4	5	6	7	8	9	10	11	12
	1	2										
	Direct Premiums Written	Direct Premiums Earned	Dividends Paid or Credited to Policyholders on Direct Business	Direct Unearned Premium Reserves	Direct Losses Paid (deducting salvage)	Direct Losses Incurred	Direct Losses Unpaid	Direct Defense and Cost Containment Expense Paid	Direct Defense and Cost Containment Expense Incurred	Direct Defense and Cost Containment Expense Unpaid	Commissions and Brokerage Expenses	Taxes, Licenses and Fees
1. Fire	0	0	0	0	0	0	0	0	0	0	0	0
2.1 Allied lines	0	0	0	0	0	0	0	0	0	0	0	0
2.2 Multiple peril crop	0	0	0	0	0	0	0	0	0	0	0	0
2.3 Federal flood	0	0	0	0	0	0	0	0	0	0	0	0
2.4 Private crop	0	0	0	0	0	0	0	0	0	0	0	0
2.5 Private flood	0	0	0	0	0	0	0	0	0	0	0	0
3. Farmowners multiple peril	0	0	0	0	0	0	0	0	0	0	0	0
4. Homeowners multiple peril	0	0	0	0	0	0	0	0	0	0	0	0
5.1 Commercial multiple peril (non-liability portion)	0	0	0	0	0	0	0	0	0	0	0	0
5.2 Commercial multiple peril (liability portion)	0	0	0	0	0	0	0	0	0	0	0	0
6. Mortgage guaranty	0	0	0	0	0	0	0	0	0	0	0	0
8. Ocean marine	0	0	0	0	0	0	0	0	0	0	0	0
9. Inland marine	0	0	0	0	0	0	0	0	0	0	0	0
10. Financial guaranty	0	0	0	0	0	0	0	0	0	0	0	0
11. Medical professional liability	0	0	0	0	0	0	0	0	0	0	0	0
12. Earthquake	0	0	0	0	0	0	0	0	0	0	0	0
13. Group accident and health (b)	0	0	0	0	0	0	0	0	0	0	0	0
14. Credit accident and health (group and individual)	0	0	0	0	0	0	0	0	0	0	0	0
15.1 Collectively renewable accident and health (b)	0	0	0	0	0	0	0	0	0	0	0	0
15.2 Non-cancelable accident and health(b)	0	0	0	0	0	0	0	0	0	0	0	0
15.3 Guaranteed renewable accident and health(b)	0	0	0	0	0	0	0	0	0	0	0	0
15.4 Non-renewable for stated reasons only (b)	0	0	0	0	0	0	0	0	0	0	0	0
15.5 Other accident only	0	0	0	0	0	0	0	0	0	0	0	0
15.6 Medicare Title XVIII exempt from state taxes or fees	0	0	0	0	0	0	0	0	0	0	0	0
15.7 All other accident and health (b)	0	0	0	0	0	0	0	0	0	0	0	0
15.8 Federal employees health benefits plan premium (b)	0	0	0	0	0	0	0	0	0	0	0	0
16. Workers' compensation	0	0	0	0	0	0	0	0	0	0	0	0
17.1 Other Liability - occurrence	0	0	0	0	0	0	0	0	0	0	0	0
17.2 Other Liability - claims made	0	0	0	0	0	0	0	0	0	0	0	0
17.3 Excess workers' compensation	0	0	0	0	0	0	0	0	0	0	0	0
18. Products liability	0	0	0	0	0	0	0	0	0	0	0	0
19.1 Private passenger auto no-fault (personal injury protection)	0	0	0	0	0	0	0	0	0	0	0	0
19.2 Other private passenger auto liability	0	0	0	0	0	0	0	0	0	0	0	0
19.3 Commercial auto no-fault (personal injury protection)	0	0	0	0	0	0	0	0	0	0	0	0
19.4 Other commercial auto liability	0	0	0	0	0	0	0	0	0	0	0	560
21.1 Private passenger auto physical damage	0	0	0	0	0	0	0	0	0	0	0	0
21.2 Commercial auto physical damage	0	0	0	0	0	0	0	0	0	0	0	0
22. Aircraft (all perils)	0	0	0	0	0	0	0	0	0	0	0	0
23. Fidelity	0	0	0	0	0	0	0	0	0	0	0	0
24. Surety	0	0	0	0	0	0	0	0	0	0	0	0
26. Burglary and theft	0	0	0	0	0	0	0	0	0	0	0	0
27. Boiler and machinery	0	0	0	0	0	0	0	0	0	0	0	0
28. Credit	0	0	0	0	0	0	0	0	0	0	0	0
29. International	0	0	0	0	0	0	0	0	0	0	0	0
30. Warranty	0	0	0	0	0	0	0	0	0	0	0	0
34. Aggregate write-ins for other lines of business	0	0	0	0	0	0	0	0	0	0	0	0
35. TOTALS (a)	0	0	0	0	0	0	0	0	0	0	0	560
DETAILS OF WRITE-INS												
3401.												
3402.												
3403.												
3498. Summary of remaining write-ins for Line 34 from overflow page	0	0	0	0	0	0	0	0	0	0	0	0
3499. Totals (Lines 3401 thru 3403 plus 3498)(Line 34 above)	0	0	0	0	0	0	0	0	0	0	0	0

(a) Finance and service charges not included in Lines 1 to 35 \$ 0
(b) For health business on indicated lines report: Number of persons insured under PPO managed care products 0 and number of persons insured under indemnity only products 0



ANNUAL STATEMENT FOR THE YEAR 2021 OF THE ALLMERICA FINANCIAL ALLIANCE INSURANCE COMPANY

EXHIBIT OF PREMIUMS AND LOSSES (Statutory Page 14)

NAIC Group Code 0088 BUSINESS IN THE STATE OF Ohio DURING THE YEAR 2021 NAIC Company Code 10212

Line of Business	Gross Premiums, Including Policy and Membership Fees, Less Return Premiums and Premiums on Policies not Taken		3	4	5	6	7	8	9	10	11	12
	1	2										
	Direct Premiums Written	Direct Premiums Earned	Dividends Paid or Credited to Policyholders on Direct Business	Direct Unearned Premium Reserves	Direct Losses Paid (deducting salvage)	Direct Losses Incurred	Direct Losses Unpaid	Direct Defense and Cost Containment Expense Paid	Direct Defense and Cost Containment Expense Incurred	Direct Defense and Cost Containment Expense Unpaid	Commissions and Brokerage Expenses	Taxes, Licenses and Fees
1. Fire	0	0	0	0	0	0	0	0	0	0	0	0
2.1 Allied lines	0	0	0	0	0	0	0	0	0	0	0	0
2.2 Multiple peril crop	0	0	0	0	0	0	0	0	0	0	0	0
2.3 Federal flood	0	0	0	0	0	0	0	0	0	0	0	0
2.4 Private crop	0	0	0	0	0	0	0	0	0	0	0	0
2.5 Private flood	0	0	0	0	0	0	0	0	0	0	0	0
3. Farmowners multiple peril	0	0	0	0	0	0	0	0	0	0	0	0
4. Homeowners multiple peril	0	0	0	0	0	0	0	0	0	0	0	0
5.1 Commercial multiple peril (non-liability portion)	0	0	0	0	0	0	0	0	0	0	0	0
5.2 Commercial multiple peril (liability portion)	0	0	0	0	0	0	0	0	0	0	0	0
6. Mortgage guaranty	0	0	0	0	0	0	0	0	0	0	0	0
8. Ocean marine	0	0	0	0	0	0	0	0	0	0	0	0
9. Inland marine	0	0	0	0	0	0	0	0	0	0	0	0
10. Financial guaranty	0	0	0	0	0	0	0	0	0	0	0	0
11. Medical professional liability	0	0	0	0	0	0	0	0	0	0	0	0
12. Earthquake	0	0	0	0	0	0	0	0	0	0	0	0
13. Group accident and health (b)	0	0	0	0	0	0	0	0	0	0	0	0
14. Credit accident and health (group and individual)	0	0	0	0	0	0	0	0	0	0	0	0
15.1 Collectively renewable accident and health (b)	0	0	0	0	0	0	0	0	0	0	0	0
15.2 Non-cancelable accident and health(b)	0	0	0	0	0	0	0	0	0	0	0	0
15.3 Guaranteed renewable accident and health(b)	0	0	0	0	0	0	0	0	0	0	0	0
15.4 Non-renewable for stated reasons only (b)	0	0	0	0	0	0	0	0	0	0	0	0
15.5 Other accident only	0	0	0	0	0	0	0	0	0	0	0	0
15.6 Medicare Title XVIII exempt from state taxes or fees	0	0	0	0	0	0	0	0	0	0	0	0
15.7 All other accident and health (b)	0	0	0	0	0	0	0	0	0	0	0	0
15.8 Federal employees health benefits plan premium (b)	0	0	0	0	0	0	0	0	0	0	0	0
16. Workers' compensation	0	0	0	0	0	0	0	0	0	0	0	0
17.1 Other Liability - occurrence	0	0	0	0	0	0	0	0	0	0	0	0
17.2 Other Liability - claims made	0	0	0	0	0	0	0	0	0	0	0	0
17.3 Excess workers' compensation	0	0	0	0	0	0	0	0	0	0	0	0
18. Products liability	0	0	0	0	0	0	0	0	0	0	0	0
19.1 Private passenger auto no-fault (personal injury protection)	0	0	0	0	0	0	0	0	0	0	0	0
19.2 Other private passenger auto liability	0	0	0	0	0	0	0	0	0	0	0	0
19.3 Commercial auto no-fault (personal injury protection)	0	0	0	0	0	0	0	0	0	0	0	0
19.4 Other commercial auto liability	0	0	0	0	0	0	0	0	0	0	0	15,080
21.1 Private passenger auto physical damage	0	0	0	0	0	0	0	0	0	0	0	0
21.2 Commercial auto physical damage	0	0	0	0	0	0	0	0	0	0	0	0
22. Aircraft (all perils)	0	0	0	0	0	0	0	0	0	0	0	0
23. Fidelity	0	0	0	0	0	0	0	0	0	0	0	0
24. Surety	0	0	0	0	0	0	0	0	0	0	0	0
26. Burglary and theft	0	0	0	0	0	0	0	0	0	0	0	0
27. Boiler and machinery	0	0	0	0	0	0	0	0	0	0	0	0
28. Credit	0	0	0	0	0	0	0	0	0	0	0	0
29. International	0	0	0	0	0	0	0	0	0	0	0	0
30. Warranty	0	0	0	0	0	0	0	0	0	0	0	0
34. Aggregate write-ins for other lines of business	0	0	0	0	0	0	0	0	0	0	0	0
35. TOTALS (a)	0	0	0	0	0	0	0	0	0	0	0	15,080
DETAILS OF WRITE-INS												
3401.												
3402.												
3403.												
3498. Summary of remaining write-ins for Line 34 from overflow page	0	0	0	0	0	0	0	0	0	0	0	0
3499. Totals (Lines 3401 thru 3403 plus 3498)(Line 34 above)	0	0	0	0	0	0	0	0	0	0	0	0

(a) Finance and service charges not included in Lines 1 to 35 \$ 0
(b) For health business on indicated lines report: Number of persons insured under PPO managed care products 0 and number of persons insured under indemnity only products 0



ANNUAL STATEMENT FOR THE YEAR 2021 OF THE ALLMERICA FINANCIAL ALLIANCE INSURANCE COMPANY

EXHIBIT OF PREMIUMS AND LOSSES (Statutory Page 14)

NAIC Group Code 0088		BUSINESS IN THE STATE OF Oklahoma		DURING THE YEAR 2021							NAIC Company Code 10212	
Line of Business	Gross Premiums, Including Policy and Membership Fees, Less Return Premiums and Premiums on Policies not Taken		3 Dividends Paid or Credited to Policyholders on Direct Business	4 Direct Unearned Premium Reserves	5 Direct Losses Paid (deducting salvage)	6 Direct Losses Incurred	7 Direct Losses Unpaid	8 Direct Defense and Cost Containment Expense Paid	9 Direct Defense and Cost Containment Expense Incurred	10 Direct Defense and Cost Containment Expense Unpaid	11 Commissions and Brokerage Expenses	12 Taxes, Licenses and Fees
	1 Direct Premiums Written	2 Direct Premiums Earned										
Fire	.0	.0	.0	.0	.0	.0	.0	.0	.0	.0	.0	.0
Allied lines	.0	.0	.0	.0	.0	.0	.0	.0	.0	.0	.0	.0
Multiple peril crop	.0	.0	.0	.0	.0	.0	.0	.0	.0	.0	.0	.0
Federal flood	.0	.0	.0	.0	.0	.0	.0	.0	.0	.0	.0	.0
Private crop	.0	.0	.0	.0	.0	.0	.0	.0	.0	.0	.0	.0
Private flood	.0	.0	.0	.0	.0	.0	.0	.0	.0	.0	.0	.0
Farmowners multiple peril	.0	.0	.0	.0	.0	.0	.0	.0	.0	.0	.0	.0
Homeowners multiple peril	.0	.0	.0	.0	.0	.0	.0	.0	.0	.0	.0	.0
Commercial multiple peril (non-liability portion)	.0	.0	.0	.0	.0	.0	.0	.0	.0	.0	.0	.0
Commercial multiple peril (liability portion)	.0	.0	.0	.0	.0	.0	.0	.0	.0	.0	.0	.0
Mortgage guaranty	.0	.0	.0	.0	.0	.0	.0	.0	.0	.0	.0	.0
Ocean marine	.0	.0	.0	.0	.0	.0	.0	.0	.0	.0	.0	.0
Inland marine	.0	.0	.0	.0	.0	.0	.0	.0	.0	.0	.0	.0
Financial guaranty	.0	.0	.0	.0	.0	.0	.0	.0	.0	.0	.0	.0
Medical professional liability	.0	.0	.0	.0	.0	.0	.0	.0	.0	.0	.0	.0
Earthquake	.0	.0	.0	.0	.0	.0	.0	.0	.0	.0	.0	.0
Group accident and health (b)	.0	.0	.0	.0	.0	.0	.0	.0	.0	.0	.0	.0
Credit accident and health (group and individual)	.0	.0	.0	.0	.0	.0	.0	.0	.0	.0	.0	.0
Collectively renewable accident and health (b)	.0	.0	.0	.0	.0	.0	.0	.0	.0	.0	.0	.0
Non-cancelable accident and health(b)	.0	.0	.0	.0	.0	.0	.0	.0	.0	.0	.0	.0
Guaranteed renewable accident and health(b)	.0	.0	.0	.0	.0	.0	.0	.0	.0	.0	.0	.0
Non-renewable for stated reasons only (b)	.0	.0	.0	.0	.0	.0	.0	.0	.0	.0	.0	.0
Other accident only	.0	.0	.0	.0	.0	.0	.0	.0	.0	.0	.0	.0
Medicare Title XVIII exempt from state taxes or fees	.0	.0	.0	.0	.0	.0	.0	.0	.0	.0	.0	.0
All other accident and health (b)	.0	.0	.0	.0	.0	.0	.0	.0	.0	.0	.0	.0
Federal employees health benefits plan premium (b)	.0	.0	.0	.0	.0	.0	.0	.0	.0	.0	.0	.0
Workers' compensation	17,945	17,889	.0	10,179	.0	591	5,229	.0	136	1,803	2,428	10,682
Other Liability - occurrence	.0	.0	.0	.0	.0	.0	.0	.0	.0	.0	.0	.0
Other Liability - claims made	.0	.0	.0	.0	.0	.0	.0	.0	.0	.0	.0	.0
Excess workers' compensation	.0	.0	.0	.0	.0	.0	.0	.0	.0	.0	.0	.0
Products liability	.0	.0	.0	.0	.0	.0	.0	.0	.0	.0	.0	.0
Private passenger auto no-fault (personal injury protection)	.0	.0	.0	.0	.0	.0	.0	.0	.0	.0	.0	.0
Other private passenger auto liability	.0	.0	.0	.0	.0	.0	.0	.0	.0	.0	.0	.0
Commercial auto no-fault (personal injury protection)	.0	.0	.0	.0	.0	.0	.0	.0	.0	.0	.0	.0
Other commercial auto liability	.0	.0	.0	.0	.0	.0	.0	.0	.0	.0	.0	15
Private passenger auto physical damage	.0	.0	.0	.0	.0	.0	.0	.0	.0	.0	.0	.0
Commercial auto physical damage	.0	.0	.0	.0	.0	.0	.0	.0	.0	.0	.0	.0
Aircraft (all perils)	.0	.0	.0	.0	.0	.0	.0	.0	.0	.0	.0	.0
Fidelity	.0	.0	.0	.0	.0	.0	.0	.0	.0	.0	.0	.0
Surety	.0	.0	.0	.0	.0	.0	.0	.0	.0	.0	.0	.0
Burglary and theft	.0	.0	.0	.0	.0	.0	.0	.0	.0	.0	.0	.0
Boiler and machinery	.0	.0	.0	.0	.0	.0	.0	.0	.0	.0	.0	.0
Credit	.0	.0	.0	.0	.0	.0	.0	.0	.0	.0	.0	.0
International	.0	.0	.0	.0	.0	.0	.0	.0	.0	.0	.0	.0
Warranty	.0	.0	.0	.0	.0	.0	.0	.0	.0	.0	.0	.0
Aggregate write-ins for other lines of business	.0	.0	.0	.0	.0	.0	.0	.0	.0	.0	.0	.0
TOTALS (a)	17,945	17,889	0	10,179	0	591	5,229	0	136	1,803	2,428	10,697
DETAILS OF WRITE-INS												
Summary of remaining write-ins for Line 34 from overflow page	.0	.0	.0	.0	.0	.0	.0	.0	.0	.0	.0	.0
Totals (Lines 3401 thru 3403 plus 3498)(Line 34 above)	0	0	0	0	0	0	0	0	0	0	0	0

(a) Finance and service charges not included in Lines 1 to 35 \$43
(b) For health business on indicated lines report: Number of persons insured under PPO managed care products0 and number of persons insured under indemnity only products0 .



ANNUAL STATEMENT FOR THE YEAR 2021 OF THE ALLMERICA FINANCIAL ALLIANCE INSURANCE COMPANY

EXHIBIT OF PREMIUMS AND LOSSES (Statutory Page 14)

NAIC Group Code 0088 BUSINESS IN THE STATE OF Oregon DURING THE YEAR 2021 NAIC Company Code 10212

Line of Business	Gross Premiums, Including Policy and Membership Fees, Less Return Premiums and Premiums on Policies not Taken		3	4	5	6	7	8	9	10	11	12
	1	2										
	Direct Premiums Written	Direct Premiums Earned	Dividends Paid or Credited to Policyholders on Direct Business	Direct Unearned Premium Reserves	Direct Losses Paid (deducting salvage)	Direct Losses Incurred	Direct Losses Unpaid	Direct Defense and Cost Containment Expense Paid	Direct Defense and Cost Containment Expense Incurred	Direct Defense and Cost Containment Expense Unpaid	Commissions and Brokerage Expenses	Taxes, Licenses and Fees
1. Fire0	.0	.0	.0	.0	.0	.0	.0	.0	.0	.0	.0
2.1 Allied lines0	.0	.0	.0	.0	.0	.0	.0	.0	.0	.0	.0
2.2 Multiple peril crop0	.0	.0	.0	.0	.0	.0	.0	.0	.0	.0	.0
2.3 Federal flood0	.0	.0	.0	.0	.0	.0	.0	.0	.0	.0	.0
2.4 Private crop0	.0	.0	.0	.0	.0	.0	.0	.0	.0	.0	.0
2.5 Private flood0	.0	.0	.0	.0	.0	.0	.0	.0	.0	.0	.0
3. Farmowners multiple peril0	.0	.0	.0	.0	.0	.0	.0	.0	.0	.0	.0
4. Homeowners multiple peril0	.0	.0	.0	.0	.0	.0	.0	.0	.0	.0	.0
5.1 Commercial multiple peril (non-liability portion)0	.0	.0	.0	.0	.0	.0	.0	.0	.0	.0	.0
5.2 Commercial multiple peril (liability portion)0	.0	.0	.0	.0	.0	.0	.0	.0	.0	.0	.0
6. Mortgage guaranty0	.0	.0	.0	.0	.0	.0	.0	.0	.0	.0	.0
8. Ocean marine0	.0	.0	.0	.0	.0	.0	.0	.0	.0	.0	.0
9. Inland marine0	.0	.0	.0	.0	.0	.0	.0	.0	.0	.0	.0
10. Financial guaranty0	.0	.0	.0	.0	.0	.0	.0	.0	.0	.0	.0
11. Medical professional liability0	.0	.0	.0	.0	.0	.0	.0	.0	.0	.0	.0
12. Earthquake0	.0	.0	.0	.0	.0	.0	.0	.0	.0	.0	.0
13. Group accident and health (b)0	.0	.0	.0	.0	.0	.0	.0	.0	.0	.0	.0
14. Credit accident and health (group and individual)0	.0	.0	.0	.0	.0	.0	.0	.0	.0	.0	.0
15.1 Collectively renewable accident and health (b)0	.0	.0	.0	.0	.0	.0	.0	.0	.0	.0	.0
15.2 Non-cancelable accident and health(b)0	.0	.0	.0	.0	.0	.0	.0	.0	.0	.0	.0
15.3 Guaranteed renewable accident and health(b)0	.0	.0	.0	.0	.0	.0	.0	.0	.0	.0	.0
15.4 Non-renewable for stated reasons only (b)0	.0	.0	.0	.0	.0	.0	.0	.0	.0	.0	.0
15.5 Other accident only0	.0	.0	.0	.0	.0	.0	.0	.0	.0	.0	.0
15.6 Medicare Title XVIII exempt from state taxes or fees0	.0	.0	.0	.0	.0	.0	.0	.0	.0	.0	.0
15.7 All other accident and health (b)0	.0	.0	.0	.0	.0	.0	.0	.0	.0	.0	.0
15.8 Federal employees health benefits plan premium (b)0	.0	.0	.0	.0	.0	.0	.0	.0	.0	.0	.0
16. Workers' compensation	49,604	51,263	.0	28,292	62,092	267,941	244,060	5,046	8,301	7,542	5,374	898
17.1 Other Liability - occurrence0	.0	.0	.0	.0	.0	.0	.0	.0	.0	.0	.0
17.2 Other Liability - claims made0	.0	.0	.0	.0	.0	.0	.0	.0	.0	.0	.0
17.3 Excess workers' compensation0	.0	.0	.0	.0	.0	.0	.0	.0	.0	.0	.0
18. Products liability0	.0	.0	.0	.0	.0	.0	.0	.0	.0	.0	.0
19.1 Private passenger auto no-fault (personal injury protection)0	.0	.0	.0	.0	.0	.0	.0	.0	.0	.0	.0
19.2 Other private passenger auto liability0	.0	.0	.0	.0	.0	.0	.0	.0	.0	.0	.0
19.3 Commercial auto no-fault (personal injury protection)0	.0	.0	.0	.0	.0	.0	.0	.0	.0	.0	.0
19.4 Other commercial auto liability0	.0	.0	.0	.0	.0	.0	.0	.0	.0	.0	.0
21.1 Private passenger auto physical damage0	.0	.0	.0	.0	.0	.0	.0	.0	.0	.0	.0
21.2 Commercial auto physical damage0	.0	.0	.0	.0	.0	.0	.0	.0	.0	.0	.0
22. Aircraft (all perils)0	.0	.0	.0	.0	.0	.0	.0	.0	.0	.0	.0
23. Fidelity0	.0	.0	.0	.0	.0	.0	.0	.0	.0	.0	.0
24. Surety0	.0	.0	.0	.0	.0	.0	.0	.0	.0	.0	.0
26. Burglary and theft0	.0	.0	.0	.0	.0	.0	.0	.0	.0	.0	.0
27. Boiler and machinery0	.0	.0	.0	.0	.0	.0	.0	.0	.0	.0	.0
28. Credit0	.0	.0	.0	.0	.0	.0	.0	.0	.0	.0	.0
29. International0	.0	.0	.0	.0	.0	.0	.0	.0	.0	.0	.0
30. Warranty0	.0	.0	.0	.0	.0	.0	.0	.0	.0	.0	.0
34. Aggregate write-ins for other lines of business0	.0	.0	.0	.0	.0	.0	.0	.0	.0	.0	.0
35. TOTALS (a)	49,604	51,263	0	28,292	62,092	267,941	244,060	5,046	8,301	7,542	5,374	898
DETAILS OF WRITE-INS												
3401.												
3402.												
3403.												
3498. Summary of remaining write-ins for Line 34 from overflow page0	.0	.0	.0	.0	.0	.0	.0	.0	.0	.0	.0
3499. Totals (Lines 3401 thru 3403 plus 3498)(Line 34 above)0	.0	.0	.0	.0	.0	.0	.0	.0	.0	.0	.0

(a) Finance and service charges not included in Lines 1 to 35 \$541
(b) For health business on indicated lines report: Number of persons insured under PPO managed care products0 and number of persons insured under indemnity only products0 .



ANNUAL STATEMENT FOR THE YEAR 2021 OF THE ALLMERICA FINANCIAL ALLIANCE INSURANCE COMPANY

EXHIBIT OF PREMIUMS AND LOSSES (Statutory Page 14)

NAIC Group Code 0088 BUSINESS IN THE STATE OF Pennsylvania DURING THE YEAR 2021 NAIC Company Code 10212

Line of Business	Gross Premiums, Including Policy and Membership Fees, Less Return Premiums and Premiums on Policies not Taken		3 Dividends Paid or Credited to Policyholders on Direct Business	4 Direct Unearned Premium Reserves	5 Direct Losses Paid (deducting salvage)	6 Direct Losses Incurred	7 Direct Losses Unpaid	8 Direct Defense and Cost Containment Expense Paid	9 Direct Defense and Cost Containment Expense Incurred	10 Direct Defense and Cost Containment Expense Unpaid	11 Commissions and Brokerage Expenses	12 Taxes, Licenses and Fees
	1 Direct Premiums Written	2 Direct Premiums Earned										
1. Fire0	.0	.0	.0	.0	.0	.0	.0	.0	.0	.0	.0
2.1 Allied lines0	.0	.0	.0	.0	.0	.0	.0	.0	.0	.0	.0
2.2 Multiple peril crop0	.0	.0	.0	.0	.0	.0	.0	.0	.0	.0	.0
2.3 Federal flood0	.0	.0	.0	.0	.0	.0	.0	.0	.0	.0	.0
2.4 Private crop0	.0	.0	.0	.0	.0	.0	.0	.0	.0	.0	.0
2.5 Private flood0	.0	.0	.0	.0	.0	.0	.0	.0	.0	.0	.0
3. Farmowners multiple peril0	.0	.0	.0	.0	.0	.0	.0	.0	.0	.0	.0
4. Homeowners multiple peril0	.0	.0	.0	.0	.0	.0	.0	.0	.0	.0	.0
5.1 Commercial multiple peril (non-liability portion)0	.0	.0	.0	.0	.0	.0	.0	.0	.0	.0	.0
5.2 Commercial multiple peril (liability portion)0	.0	.0	.0	.0	.0	.0	.0	.0	.0	.0	.0
6. Mortgage guaranty0	.0	.0	.0	.0	.0	.0	.0	.0	.0	.0	.0
8. Ocean marine0	.0	.0	.0	.0	.0	.0	.0	.0	.0	.0	.0
9. Inland marine0	.0	.0	.0	.0	.0	.0	.0	.0	.0	.0	.0
10. Financial guaranty0	.0	.0	.0	.0	.0	.0	.0	.0	.0	.0	.0
11. Medical professional liability0	.0	.0	.0	.0	.0	.0	.0	.0	.0	.0	.0
12. Earthquake0	.0	.0	.0	.0	.0	.0	.0	.0	.0	.0	.0
13. Group accident and health (b)0	.0	.0	.0	.0	.0	.0	.0	.0	.0	.0	.0
14. Credit accident and health (group and individual)0	.0	.0	.0	.0	.0	.0	.0	.0	.0	.0	.0
15.1 Collectively renewable accident and health (b)0	.0	.0	.0	.0	.0	.0	.0	.0	.0	.0	.0
15.2 Non-cancelable accident and health(b)0	.0	.0	.0	.0	.0	.0	.0	.0	.0	.0	.0
15.3 Guaranteed renewable accident and health(b)0	.0	.0	.0	.0	.0	.0	.0	.0	.0	.0	.0
15.4 Non-renewable for stated reasons only (b)0	.0	.0	.0	.0	.0	.0	.0	.0	.0	.0	.0
15.5 Other accident only0	.0	.0	.0	.0	.0	.0	.0	.0	.0	.0	.0
15.6 Medicare Title XVIII exempt from state taxes or fees0	.0	.0	.0	.0	.0	.0	.0	.0	.0	.0	.0
15.7 All other accident and health (b)0	.0	.0	.0	.0	.0	.0	.0	.0	.0	.0	.0
15.8 Federal employees health benefits plan premium (b)0	.0	.0	.0	.0	.0	.0	.0	.0	.0	.0	.0
16. Workers' compensation	587,663	624,029	.0	250,318	162,482	60,107	309,634	15,276	19,238	52,989	55,473	31,975
17.1 Other Liability - occurrence0	.0	.0	.0	.0	.0	.0	.0	.0	.0	.0	.0
17.2 Other Liability - claims made0	.0	.0	.0	.0	.0	.0	.0	.0	.0	.0	.0
17.3 Excess workers' compensation0	.0	.0	.0	.0	.0	.0	.0	.0	.0	.0	.0
18. Products liability0	.0	.0	.0	.0	.0	.0	.0	.0	.0	.0	.0
19.1 Private passenger auto no-fault (personal injury protection)0	.0	.0	.0	.0	.0	.0	.0	.0	.0	.0	.0
19.2 Other private passenger auto liability0	.0	.0	.0	.0	.0	.0	.0	.0	.0	.0	.0
19.3 Commercial auto no-fault (personal injury protection)0	.0	.0	.0	.0	.0	.0	.0	.0	.0	.0	.0
19.4 Other commercial auto liability0	.0	.0	.0	.0	.0	.0	.0	.0	.0	.0	.0
21.1 Private passenger auto physical damage0	.0	.0	.0	.0	.0	.0	.0	.0	.0	.0	.0
21.2 Commercial auto physical damage0	.0	.0	.0	.0	.0	.0	.0	.0	.0	.0	.0
22. Aircraft (all perils)0	.0	.0	.0	.0	.0	.0	.0	.0	.0	.0	.0
23. Fidelity0	.0	.0	.0	.0	.0	.0	.0	.0	.0	.0	.0
24. Surety0	.0	.0	.0	.0	.0	.0	.0	.0	.0	.0	.0
26. Burglary and theft0	.0	.0	.0	.0	.0	.0	.0	.0	.0	.0	.0
27. Boiler and machinery0	.0	.0	.0	.0	.0	.0	.0	.0	.0	.0	.0
28. Credit0	.0	.0	.0	.0	.0	.0	.0	.0	.0	.0	.0
29. International0	.0	.0	.0	.0	.0	.0	.0	.0	.0	.0	.0
30. Warranty0	.0	.0	.0	.0	.0	.0	.0	.0	.0	.0	.0
34. Aggregate write-ins for other lines of business0	.0	.0	.0	.0	.0	.0	.0	.0	.0	.0	.0
35. TOTALS (a)	587,663	624,029	0	250,318	162,482	60,107	309,634	15,276	19,238	52,989	55,473	31,975
DETAILS OF WRITE-INS												
3401.												
3402.												
3403.												
3498. Summary of remaining write-ins for Line 34 from overflow page0	.0	.0	.0	.0	.0	.0	.0	.0	.0	.0	.0
3499. Totals (Lines 3401 thru 3403 plus 3498)(Line 34 above)0	.0	.0	.0	.0	.0	.0	.0	.0	.0	.0	.0

(a) Finance and service charges not included in Lines 1 to 35 \$2,021

(b) For health business on indicated lines report: Number of persons insured under PPO managed care products0 and number of persons insured under indemnity only products0 .



ANNUAL STATEMENT FOR THE YEAR 2021 OF THE ALLMERICA FINANCIAL ALLIANCE INSURANCE COMPANY

EXHIBIT OF PREMIUMS AND LOSSES (Statutory Page 14)

NAIC Group Code 0088 BUSINESS IN THE STATE OF Rhode Island DURING THE YEAR 2021 NAIC Company Code 10212

Line of Business	Gross Premiums, Including Policy and Membership Fees, Less Return Premiums and Premiums on Policies not Taken		3	4	5	6	7	8	9	10	11	12
	1	2										
	Direct Premiums Written	Direct Premiums Earned	Dividends Paid or Credited to Policyholders on Direct Business	Direct Unearned Premium Reserves	Direct Losses Paid (deducting salvage)	Direct Losses Incurred	Direct Losses Unpaid	Direct Defense and Cost Containment Expense Paid	Direct Defense and Cost Containment Expense Incurred	Direct Defense and Cost Containment Expense Unpaid	Commissions and Brokerage Expenses	Taxes, Licenses and Fees
1. Fire0	.0	.0	.0	.0	.0	.0	.0	.0	.0	.0	.0
2.1 Allied lines0	.0	.0	.0	.0	.0	.0	.0	.0	.0	.0	.0
2.2 Multiple peril crop0	.0	.0	.0	.0	.0	.0	.0	.0	.0	.0	.0
2.3 Federal flood0	.0	.0	.0	.0	.0	.0	.0	.0	.0	.0	.0
2.4 Private crop0	.0	.0	.0	.0	.0	.0	.0	.0	.0	.0	.0
2.5 Private flood0	.0	.0	.0	.0	.0	.0	.0	.0	.0	.0	.0
3. Farmowners multiple peril0	.0	.0	.0	.0	.0	.0	.0	.0	.0	.0	.0
4. Homeowners multiple peril0	.0	.0	.0	.0	.0	.0	.0	.0	.0	.0	.0
5.1 Commercial multiple peril (non-liability portion)0	.0	.0	.0	.0	.0	.0	.0	.0	.0	.0	.0
5.2 Commercial multiple peril (liability portion)0	.0	.0	.0	.0	.0	.0	.0	.0	.0	.0	.0
6. Mortgage guaranty0	.0	.0	.0	.0	.0	.0	.0	.0	.0	.0	.0
8. Ocean marine0	.0	.0	.0	.0	.0	.0	.0	.0	.0	.0	.0
9. Inland marine0	.0	.0	.0	.0	.0	.0	.0	.0	.0	.0	.0
10. Financial guaranty0	.0	.0	.0	.0	.0	.0	.0	.0	.0	.0	.0
11. Medical professional liability0	.0	.0	.0	.0	.0	.0	.0	.0	.0	.0	.0
12. Earthquake0	.0	.0	.0	.0	.0	.0	.0	.0	.0	.0	.0
13. Group accident and health (b)0	.0	.0	.0	.0	.0	.0	.0	.0	.0	.0	.0
14. Credit accident and health (group and individual)0	.0	.0	.0	.0	.0	.0	.0	.0	.0	.0	.0
15.1 Collectively renewable accident and health (b)0	.0	.0	.0	.0	.0	.0	.0	.0	.0	.0	.0
15.2 Non-cancelable accident and health(b)0	.0	.0	.0	.0	.0	.0	.0	.0	.0	.0	.0
15.3 Guaranteed renewable accident and health(b)0	.0	.0	.0	.0	.0	.0	.0	.0	.0	.0	.0
15.4 Non-renewable for stated reasons only (b)0	.0	.0	.0	.0	.0	.0	.0	.0	.0	.0	.0
15.5 Other accident only0	.0	.0	.0	.0	.0	.0	.0	.0	.0	.0	.0
15.6 Medicare Title XVIII exempt from state taxes or fees0	.0	.0	.0	.0	.0	.0	.0	.0	.0	.0	.0
15.7 All other accident and health (b)0	.0	.0	.0	.0	.0	.0	.0	.0	.0	.0	.0
15.8 Federal employees health benefits plan premium (b)0	.0	.0	.0	.0	.0	.0	.0	.0	.0	.0	.0
16. Workers' compensation	104,754	112,108	.0	51,180	5,962	(60,889)	46,901	2,266	786	15,745	10,448	4,927
17.1 Other Liability - occurrence0	.0	.0	.0	.0	.0	.0	.0	.0	.0	.0	.0
17.2 Other Liability - claims made0	.0	.0	.0	.0	.0	.0	.0	.0	.0	.0	.0
17.3 Excess workers' compensation0	.0	.0	.0	.0	.0	.0	.0	.0	.0	.0	.0
18. Products liability0	.0	.0	.0	.0	.0	.0	.0	.0	.0	.0	.0
19.1 Private passenger auto no-fault (personal injury protection)0	.0	.0	.0	.0	.0	.0	.0	.0	.0	.0	.0
19.2 Other private passenger auto liability0	.0	.0	.0	.0	.0	.0	.0	.0	.0	.0	.0
19.3 Commercial auto no-fault (personal injury protection)0	.0	.0	.0	.0	.0	.0	.0	.0	.0	.0	.0
19.4 Other commercial auto liability0	.0	.0	.0	.0	.0	.0	.0	.0	.0	.0	4
21.1 Private passenger auto physical damage0	.0	.0	.0	.0	.0	.0	.0	.0	.0	.0	.0
21.2 Commercial auto physical damage0	.0	.0	.0	.0	.0	.0	.0	.0	.0	.0	.0
22. Aircraft (all perils)0	.0	.0	.0	.0	.0	.0	.0	.0	.0	.0	.0
23. Fidelity0	.0	.0	.0	.0	.0	.0	.0	.0	.0	.0	.0
24. Surety0	.0	.0	.0	.0	.0	.0	.0	.0	.0	.0	.0
26. Burglary and theft0	.0	.0	.0	.0	.0	.0	.0	.0	.0	.0	.0
27. Boiler and machinery0	.0	.0	.0	.0	.0	.0	.0	.0	.0	.0	.0
28. Credit0	.0	.0	.0	.0	.0	.0	.0	.0	.0	.0	.0
29. International0	.0	.0	.0	.0	.0	.0	.0	.0	.0	.0	.0
30. Warranty0	.0	.0	.0	.0	.0	.0	.0	.0	.0	.0	.0
34. Aggregate write-ins for other lines of business0	.0	.0	.0	.0	.0	.0	.0	.0	.0	.0	.0
35. TOTALS (a)	104,754	112,108	0	51,180	5,962	(60,889)	46,901	2,266	786	15,745	10,448	4,931
DETAILS OF WRITE-INS												
3401.												
3402.												
3403.												
3498. Summary of remaining write-ins for Line 34 from overflow page0	.0	.0	.0	.0	.0	.0	.0	.0	.0	.0	.0
3499. Totals (Lines 3401 thru 3403 plus 3498)(Line 34 above)0	.0	.0	.0	.0	.0	.0	.0	.0	.0	.0	.0

(a) Finance and service charges not included in Lines 1 to 35 \$345
(b) For health business on indicated lines report: Number of persons insured under PPO managed care products0 and number of persons insured under indemnity only products0 .



ANNUAL STATEMENT FOR THE YEAR 2021 OF THE ALLMERICA FINANCIAL ALLIANCE INSURANCE COMPANY

EXHIBIT OF PREMIUMS AND LOSSES (Statutory Page 14)

NAIC Group Code 0088 BUSINESS IN THE STATE OF South Carolina DURING THE YEAR 2021 NAIC Company Code 10212

Line of Business	Gross Premiums, Including Policy and Membership Fees, Less Return Premiums and Premiums on Policies not Taken		3	4	5	6	7	8	9	10	11	12
	1	2										
	Direct Premiums Written	Direct Premiums Earned	Dividends Paid or Credited to Policyholders on Direct Business	Direct Unearned Premium Reserves	Direct Losses Paid (deducting salvage)	Direct Losses Incurred	Direct Losses Unpaid	Direct Defense and Cost Containment Expense Paid	Direct Defense and Cost Containment Expense Incurred	Direct Defense and Cost Containment Expense Unpaid	Commissions and Brokerage Expenses	Taxes, Licenses and Fees
1. Fire	.0	.0	.0	.0	.0	.0	.0	.0	.0	.0	.0	.0
2.1 Allied lines	.0	.0	.0	.0	.0	.0	.0	.0	.0	.0	.0	.0
2.2 Multiple peril crop	.0	.0	.0	.0	.0	.0	.0	.0	.0	.0	.0	.0
2.3 Federal flood	.0	.0	.0	.0	.0	.0	.0	.0	.0	.0	.0	.0
2.4 Private crop	.0	.0	.0	.0	.0	.0	.0	.0	.0	.0	.0	.0
2.5 Private flood	.0	.0	.0	.0	.0	.0	.0	.0	.0	.0	.0	.0
3. Farmowners multiple peril	.0	.0	.0	.0	.0	.0	.0	.0	.0	.0	.0	.0
4. Homeowners multiple peril	.0	.0	.0	.0	.0	.0	.0	.0	.0	.0	.0	.0
5.1 Commercial multiple peril (non-liability portion)	.0	.0	.0	.0	.0	.0	.0	.0	.0	.0	.0	.0
5.2 Commercial multiple peril (liability portion)	.0	.0	.0	.0	.0	.0	.0	.0	.0	.0	.0	.0
6. Mortgage guaranty	.0	.0	.0	.0	.0	.0	.0	.0	.0	.0	.0	.0
8. Ocean marine	.0	.0	.0	.0	.0	.0	.0	.0	.0	.0	.0	.0
9. Inland marine	.0	.0	.0	.0	.0	.0	.0	.0	.0	.0	.0	.0
10. Financial guaranty	.0	.0	.0	.0	.0	.0	.0	.0	.0	.0	.0	.0
11. Medical professional liability	.0	.0	.0	.0	.0	.0	.0	.0	.0	.0	.0	.0
12. Earthquake	.0	.0	.0	.0	.0	.0	.0	.0	.0	.0	.0	.0
13. Group accident and health (b)	.0	.0	.0	.0	.0	.0	.0	.0	.0	.0	.0	.0
14. Credit accident and health (group and individual)	.0	.0	.0	.0	.0	.0	.0	.0	.0	.0	.0	.0
15.1 Collectively renewable accident and health (b)	.0	.0	.0	.0	.0	.0	.0	.0	.0	.0	.0	.0
15.2 Non-cancelable accident and health(b)	.0	.0	.0	.0	.0	.0	.0	.0	.0	.0	.0	.0
15.3 Guaranteed renewable accident and health(b)	.0	.0	.0	.0	.0	.0	.0	.0	.0	.0	.0	.0
15.4 Non-renewable for stated reasons only (b)	.0	.0	.0	.0	.0	.0	.0	.0	.0	.0	.0	.0
15.5 Other accident only	.0	.0	.0	.0	.0	.0	.0	.0	.0	.0	.0	.0
15.6 Medicare Title XVIII exempt from state taxes or fees	.0	.0	.0	.0	.0	.0	.0	.0	.0	.0	.0	.0
15.7 All other accident and health (b)	.0	.0	.0	.0	.0	.0	.0	.0	.0	.0	.0	.0
15.8 Federal employees health benefits plan premium (b)	.0	.0	.0	.0	.0	.0	.0	.0	.0	.0	.0	.0
16. Workers' compensation	775,590	861,600	.0	378,781	142,343	260,597	399,017	4,414	20,871	65,031	82,649	29,695
17.1 Other Liability - occurrence	.0	.0	.0	.0	.0	.0	.0	.0	.0	.0	.0	.0
17.2 Other Liability - claims made	.0	.0	.0	.0	.0	.0	.0	.0	.0	.0	.0	.0
17.3 Excess workers' compensation	.0	.0	.0	.0	.0	.0	.0	.0	.0	.0	.0	.0
18. Products liability	.0	.0	.0	.0	.0	.0	.0	.0	.0	.0	.0	.0
19.1 Private passenger auto no-fault (personal injury protection)	.0	.0	.0	.0	.0	.0	.0	.0	.0	.0	.0	.0
19.2 Other private passenger auto liability	.0	.0	.0	.0	.0	.0	.0	.0	.0	.0	.0	.0
19.3 Commercial auto no-fault (personal injury protection)	.0	.0	.0	.0	.0	.0	.0	.0	.0	.0	.0	.0
19.4 Other commercial auto liability	.0	.0	.0	.0	.0	.0	.0	.0	.0	.0	.0	.0
21.1 Private passenger auto physical damage	.0	.0	.0	.0	.0	.0	.0	.0	.0	.0	.0	.0
21.2 Commercial auto physical damage	.0	.0	.0	.0	.0	.0	.0	.0	.0	.0	.0	.0
22. Aircraft (all perils)	.0	.0	.0	.0	.0	.0	.0	.0	.0	.0	.0	.0
23. Fidelity	.0	.0	.0	.0	.0	.0	.0	.0	.0	.0	.0	.0
24. Surety	.0	.0	.0	.0	.0	.0	.0	.0	.0	.0	.0	.0
26. Burglary and theft	.0	.0	.0	.0	.0	.0	.0	.0	.0	.0	.0	.0
27. Boiler and machinery	.0	.0	.0	.0	.0	.0	.0	.0	.0	.0	.0	.0
28. Credit	.0	.0	.0	.0	.0	.0	.0	.0	.0	.0	.0	.0
29. International	.0	.0	.0	.0	.0	.0	.0	.0	.0	.0	.0	.0
30. Warranty	.0	.0	.0	.0	.0	.0	.0	.0	.0	.0	.0	.0
34. Aggregate write-ins for other lines of business	.0	.0	.0	.0	.0	.0	.0	.0	.0	.0	.0	.0
35. TOTALS (a)	775,590	861,600	0	378,781	142,343	260,597	399,017	4,414	20,871	65,031	82,649	29,695
DETAILS OF WRITE-INS												
3401.												
3402.												
3403.												
3498. Summary of remaining write-ins for Line 34 from overflow page	.0	.0	.0	.0	.0	.0	.0	.0	.0	.0	.0	.0
3499. Totals (Lines 3401 thru 3403 plus 3498)(Line 34 above)	.0	.0	.0	.0	.0	.0	.0	.0	.0	.0	.0	.0

(a) Finance and service charges not included in Lines 1 to 35 \$ 1,598
(b) For health business on indicated lines report: Number of persons insured under PPO managed care products 0 and number of persons insured under indemnity only products 0



ANNUAL STATEMENT FOR THE YEAR 2021 OF THE ALLMERICA FINANCIAL ALLIANCE INSURANCE COMPANY

EXHIBIT OF PREMIUMS AND LOSSES (Statutory Page 14)

NAIC Group Code 0088		BUSINESS IN THE STATE OF South Dakota			DURING THE YEAR 2021					NAIC Company Code 10212		
Line of Business	Gross Premiums, Including Policy and Membership Fees, Less Return Premiums and Premiums on Policies not Taken		3 Dividends Paid or Credited to Policyholders on Direct Business	4 Direct Unearned Premium Reserves	5 Direct Losses Paid (deducting salvage)	6 Direct Losses Incurred	7 Direct Losses Unpaid	8 Direct Defense and Cost Containment Expense Paid	9 Direct Defense and Cost Containment Expense Incurred	10 Direct Defense and Cost Containment Expense Unpaid	11 Commissions and Brokerage Expenses	12 Taxes, Licenses and Fees
	1 Direct Premiums Written	2 Direct Premiums Earned										
Fire	.0	.0	.0	.0	.0	.0	.0	.0	.0	.0	.0	.0
Allied lines	.0	.0	.0	.0	.0	.0	.0	.0	.0	.0	.0	.0
Multiple peril crop	.0	.0	.0	.0	.0	.0	.0	.0	.0	.0	.0	.0
Federal flood	.0	.0	.0	.0	.0	.0	.0	.0	.0	.0	.0	.0
Private crop	.0	.0	.0	.0	.0	.0	.0	.0	.0	.0	.0	.0
Private flood	.0	.0	.0	.0	.0	.0	.0	.0	.0	.0	.0	.0
Farmowners multiple peril	.0	.0	.0	.0	.0	.0	.0	.0	.0	.0	.0	.0
Homeowners multiple peril	.0	.0	.0	.0	.0	.0	.0	.0	.0	.0	.0	.0
Commercial multiple peril (non-liability portion)	.0	.0	.0	.0	.0	.0	.0	.0	.0	.0	.0	.0
Commercial multiple peril (liability portion)	.0	.0	.0	.0	.0	.0	.0	.0	.0	.0	.0	.0
Mortgage guaranty	.0	.0	.0	.0	.0	.0	.0	.0	.0	.0	.0	.0
Ocean marine	.0	.0	.0	.0	.0	.0	.0	.0	.0	.0	.0	.0
Inland marine	.0	.0	.0	.0	.0	.0	.0	.0	.0	.0	.0	.0
Financial guaranty	.0	.0	.0	.0	.0	.0	.0	.0	.0	.0	.0	.0
Medical professional liability	.0	.0	.0	.0	.0	.0	.0	.0	.0	.0	.0	.0
Earthquake	.0	.0	.0	.0	.0	.0	.0	.0	.0	.0	.0	.0
Group accident and health (b)	.0	.0	.0	.0	.0	.0	.0	.0	.0	.0	.0	.0
Credit accident and health (group and individual)	.0	.0	.0	.0	.0	.0	.0	.0	.0	.0	.0	.0
Collectively renewable accident and health (b)	.0	.0	.0	.0	.0	.0	.0	.0	.0	.0	.0	.0
Non-cancelable accident and health(b)	.0	.0	.0	.0	.0	.0	.0	.0	.0	.0	.0	.0
Guaranteed renewable accident and health(b)	.0	.0	.0	.0	.0	.0	.0	.0	.0	.0	.0	.0
Non-renewable for stated reasons only (b)	.0	.0	.0	.0	.0	.0	.0	.0	.0	.0	.0	.0
Other accident only	.0	.0	.0	.0	.0	.0	.0	.0	.0	.0	.0	.0
Medicare Title XVIII exempt from state taxes or fees	.0	.0	.0	.0	.0	.0	.0	.0	.0	.0	.0	.0
All other accident and health (b)	.0	.0	.0	.0	.0	.0	.0	.0	.0	.0	.0	.0
Federal employees health benefits plan premium (b)	.0	.0	.0	.0	.0	.0	.0	.0	.0	.0	.0	.0
Workers' compensation	1,809	1,437	.0	372	.0	230	230	.0	77	77	404	7,645
Other Liability - occurrence	.0	.0	.0	.0	.0	.0	.0	.0	.0	.0	.0	.0
Other Liability - claims made	.0	.0	.0	.0	.0	.0	.0	.0	.0	.0	.0	.0
Excess workers' compensation	.0	.0	.0	.0	.0	.0	.0	.0	.0	.0	.0	.0
Products liability	.0	.0	.0	.0	.0	.0	.0	.0	.0	.0	.0	.0
Private passenger auto no-fault (personal injury protection)	.0	.0	.0	.0	.0	.0	.0	.0	.0	.0	.0	.0
Other private passenger auto liability	.0	.0	.0	.0	.0	.0	.0	.0	.0	.0	.0	.0
Commercial auto no-fault (personal injury protection)	.0	.0	.0	.0	.0	.0	.0	.0	.0	.0	.0	.0
Other commercial auto liability	.0	.0	.0	.0	.0	.0	.0	.0	.0	.0	.0	(300)
Private passenger auto physical damage	.0	.0	.0	.0	.0	.0	.0	.0	.0	.0	.0	.0
Commercial auto physical damage	.0	.0	.0	.0	.0	.0	.0	.0	.0	.0	.0	.0
Aircraft (all perils)	.0	.0	.0	.0	.0	.0	.0	.0	.0	.0	.0	.0
Fidelity	.0	.0	.0	.0	.0	.0	.0	.0	.0	.0	.0	.0
Surety	.0	.0	.0	.0	.0	.0	.0	.0	.0	.0	.0	.0
Burglary and theft	.0	.0	.0	.0	.0	.0	.0	.0	.0	.0	.0	.0
Boiler and machinery	.0	.0	.0	.0	.0	.0	.0	.0	.0	.0	.0	.0
Credit	.0	.0	.0	.0	.0	.0	.0	.0	.0	.0	.0	.0
International	.0	.0	.0	.0	.0	.0	.0	.0	.0	.0	.0	.0
Warranty	.0	.0	.0	.0	.0	.0	.0	.0	.0	.0	.0	.0
Aggregate write-ins for other lines of business	.0	.0	.0	.0	.0	.0	.0	.0	.0	.0	.0	.0
TOTALS (a)	1,809	1,437	0	372	0	230	230	0	77	77	404	7,345
DETAILS OF WRITE-INS												
Summary of remaining write-ins for Line 34 from overflow page	.0	.0	.0	.0	.0	.0	.0	.0	.0	.0	.0	.0
Totals (Lines 3401 thru 3403 plus 3498)(Line 34 above)	0	0	0	0	0	0	0	0	0	0	0	0

(a) Finance and service charges not included in Lines 1 to 35 \$0
(b) For health business on indicated lines report: Number of persons insured under PPO managed care products0 and number of persons insured under indemnity only products0 .



ANNUAL STATEMENT FOR THE YEAR 2021 OF THE ALLMERICA FINANCIAL ALLIANCE INSURANCE COMPANY

EXHIBIT OF PREMIUMS AND LOSSES (Statutory Page 14)

NAIC Group Code 0088 BUSINESS IN THE STATE OF Tennessee DURING THE YEAR 2021 NAIC Company Code 10212

Line of Business	Gross Premiums, Including Policy and Membership Fees, Less Return Premiums and Premiums on Policies not Taken		3	4	5	6	7	8	9	10	11	12
	1	2										
	Direct Premiums Written	Direct Premiums Earned	Dividends Paid or Credited to Policyholders on Direct Business	Direct Unearned Premium Reserves	Direct Losses Paid (deducting salvage)	Direct Losses Incurred	Direct Losses Unpaid	Direct Defense and Cost Containment Expense Paid	Direct Defense and Cost Containment Expense Incurred	Direct Defense and Cost Containment Expense Unpaid	Commissions and Brokerage Expenses	Taxes, Licenses and Fees
1. Fire	.0	.0	.0	.0	.0	.0	.0	.0	.0	.0	.0	.0
2.1 Allied lines	.0	.0	.0	.0	.0	.0	.0	.0	.0	.0	.0	.0
2.2 Multiple peril crop	.0	.0	.0	.0	.0	.0	.0	.0	.0	.0	.0	.0
2.3 Federal flood	.0	.0	.0	.0	.0	.0	.0	.0	.0	.0	.0	.0
2.4 Private crop	.0	.0	.0	.0	.0	.0	.0	.0	.0	.0	.0	.0
2.5 Private flood	.0	.0	.0	.0	.0	.0	.0	.0	.0	.0	.0	.0
3. Farmowners multiple peril	.0	.0	.0	.0	.0	.0	.0	.0	.0	.0	.0	.0
4. Homeowners multiple peril	.0	.0	.0	.0	.0	.0	.0	.0	.0	.0	.0	.0
5.1 Commercial multiple peril (non-liability portion)	.0	.0	.0	.0	.0	.0	.0	.0	.0	.0	.0	.0
5.2 Commercial multiple peril (liability portion)	.0	.0	.0	.0	.0	.0	.0	.0	.0	.0	.0	.0
6. Mortgage guaranty	.0	.0	.0	.0	.0	.0	.0	.0	.0	.0	.0	.0
8. Ocean marine	.0	.0	.0	.0	.0	.0	.0	.0	.0	.0	.0	.0
9. Inland marine	.0	.0	.0	.0	.0	.0	.0	.0	.0	.0	.0	.0
10. Financial guaranty	.0	.0	.0	.0	.0	.0	.0	.0	.0	.0	.0	.0
11. Medical professional liability	.0	.0	.0	.0	.0	.0	.0	.0	.0	.0	.0	.0
12. Earthquake	.0	.0	.0	.0	.0	.0	.0	.0	.0	.0	.0	.0
13. Group accident and health (b)	.0	.0	.0	.0	.0	.0	.0	.0	.0	.0	.0	400
14. Credit accident and health (group and individual)	.0	.0	.0	.0	.0	.0	.0	.0	.0	.0	.0	.0
15.1 Collectively renewable accident and health (b)	.0	.0	.0	.0	.0	.0	.0	.0	.0	.0	.0	.0
15.2 Non-cancelable accident and health(b)	.0	.0	.0	.0	.0	.0	.0	.0	.0	.0	.0	.0
15.3 Guaranteed renewable accident and health(b)	.0	.0	.0	.0	.0	.0	.0	.0	.0	.0	.0	.0
15.4 Non-renewable for stated reasons only (b)	.0	.0	.0	.0	.0	.0	.0	.0	.0	.0	.0	.0
15.5 Other accident only	.0	.0	.0	.0	.0	.0	.0	.0	.0	.0	.0	.0
15.6 Medicare Title XVIII exempt from state taxes or fees	.0	.0	.0	.0	.0	.0	.0	.0	.0	.0	.0	.0
15.7 All other accident and health (b)	.0	.0	.0	.0	.0	.0	.0	.0	.0	.0	.0	.0
15.8 Federal employees health benefits plan premium (b)	.0	.0	.0	.0	.0	.0	.0	.0	.0	.0	.0	.0
16. Workers' compensation	1,017,748	1,136,129	.0	468,714	1,265,030	2,169,861	1,830,142	38,392	38,685	109,698	110,199	27,291
17.1 Other Liability - occurrence	.0	.0	.0	.0	.0	.0	.0	.0	.0	.0	.0	.0
17.2 Other Liability - claims made	.0	.0	.0	.0	.0	.0	.0	.0	.0	.0	.0	.0
17.3 Excess workers' compensation	.0	.0	.0	.0	.0	.0	.0	.0	.0	.0	.0	.0
18. Products liability	.0	.0	.0	.0	.0	.0	.0	.0	.0	.0	.0	.0
19.1 Private passenger auto no-fault (personal injury protection)	.0	.0	.0	.0	.0	.0	.0	.0	.0	.0	.0	.0
19.2 Other private passenger auto liability	9,879,177	9,670,015	.0	4,981,801	4,264,152	5,283,709	8,958,281	363,696	414,187	823,550	1,492,145	264,895
19.3 Commercial auto no-fault (personal injury protection)	.0	.0	.0	.0	.0	.0	.0	.0	.0	.0	.0	.0
19.4 Other commercial auto liability	.0	.0	.0	.0	.0	.0	.0	.0	.0	.0	.0	.0
21.1 Private passenger auto physical damage	9,008,536	8,760,554	.0	4,560,805	3,879,515	4,028,483	260,367	.0	(1,548)	9,480	1,363,414	241,538
21.2 Commercial auto physical damage	.0	.0	.0	.0	.0	.0	.0	.0	.0	.0	.0	.0
22. Aircraft (all perils)	.0	.0	.0	.0	.0	.0	.0	.0	.0	.0	.0	.0
23. Fidelity	.0	.0	.0	.0	.0	.0	.0	.0	.0	.0	.0	.0
24. Surety	.0	.0	.0	.0	.0	.0	.0	.0	.0	.0	.0	.0
26. Burglary and theft	.0	.0	.0	.0	.0	.0	.0	.0	.0	.0	.0	.0
27. Boiler and machinery	.0	.0	.0	.0	.0	.0	.0	.0	.0	.0	.0	.0
28. Credit	.0	.0	.0	.0	.0	.0	.0	.0	.0	.0	.0	.0
29. International	.0	.0	.0	.0	.0	.0	.0	.0	.0	.0	.0	.0
30. Warranty	.0	.0	.0	.0	.0	.0	.0	.0	.0	.0	.0	.0
34. Aggregate write-ins for other lines of business	.0	.0	.0	.0	.0	.0	.0	.0	.0	.0	.0	.0
35. TOTALS (a)	19,905,461	19,566,698	0	10,011,320	9,408,697	11,482,053	11,048,790	402,088	451,324	942,728	2,965,758	534,124
DETAILS OF WRITE-INS												
3401.												
3402.												
3403.												
3498. Summary of remaining write-ins for Line 34 from overflow page	.0	.0	.0	.0	.0	.0	.0	.0	.0	.0	.0	.0
3499. Totals (Lines 3401 thru 3403 plus 3498)(Line 34 above)	.0	.0	.0	.0	.0	.0	.0	.0	.0	.0	.0	.0

(a) Finance and service charges not included in Lines 1 to 35 \$ 83,031
(b) For health business on indicated lines report: Number of persons insured under PPO managed care products 0 and number of persons insured under indemnity only products 0



ANNUAL STATEMENT FOR THE YEAR 2021 OF THE ALLMERICA FINANCIAL ALLIANCE INSURANCE COMPANY
EXHIBIT OF PREMIUMS AND LOSSES (Statutory Page 14)

NAIC Group Code 0088 BUSINESS IN THE STATE OF Texas DURING THE YEAR 2021 NAIC Company Code 10212

Line of Business	Gross Premiums, Including Policy and Membership Fees, Less Return Premiums and Premiums on Policies not Taken		3 Dividends Paid or Credited to Policyholders on Direct Business	4 Direct Unearned Premium Reserves	5 Direct Losses Paid (deducting salvage)	6 Direct Losses Incurred	7 Direct Losses Unpaid	8 Direct Defense and Cost Containment Expense Paid	9 Direct Defense and Cost Containment Expense Incurred	10 Direct Defense and Cost Containment Expense Unpaid	11 Commissions and Brokerage Expenses	12 Taxes, Licenses and Fees
	1 Direct Premiums Written	2 Direct Premiums Earned										
1. Fire0	.0	.0	.0	.0	.0	.0	.0	.0	.0	.0	.0
2.1 Allied lines0	.0	.0	.0	.0	.0	.0	.0	.0	.0	.0	.0
2.2 Multiple peril crop0	.0	.0	.0	.0	.0	.0	.0	.0	.0	.0	.0
2.3 Federal flood0	.0	.0	.0	.0	.0	.0	.0	.0	.0	.0	.0
2.4 Private crop0	.0	.0	.0	.0	.0	.0	.0	.0	.0	.0	.0
2.5 Private flood0	.0	.0	.0	.0	.0	.0	.0	.0	.0	.0	.0
3. Farmowners multiple peril0	.0	.0	.0	.0	.0	.0	.0	.0	.0	.0	.0
4. Homeowners multiple peril0	.0	.0	.0	.0	.0	.0	.0	.0	.0	.0	.0
5.1 Commercial multiple peril (non-liability portion)0	.0	.0	.0	.0	.0	.0	.0	.0	.0	.0	.0
5.2 Commercial multiple peril (liability portion)0	.0	.0	.0	.0	.0	.0	.0	.0	.0	.0	.0
6. Mortgage guaranty0	.0	.0	.0	.0	.0	.0	.0	.0	.0	.0	.0
8. Ocean marine0	.0	.0	.0	.0	.0	.0	.0	.0	.0	.0	.0
9. Inland marine0	.0	.0	.0	.0	.0	.0	.0	.0	.0	.0	.0
10. Financial guaranty0	.0	.0	.0	.0	.0	.0	.0	.0	.0	.0	.0
11. Medical professional liability0	.0	.0	.0	.0	.0	.0	.0	.0	.0	.0	.0
12. Earthquake0	.0	.0	.0	.0	.0	.0	.0	.0	.0	.0	.0
13. Group accident and health (b)0	.0	.0	.0	.0	.0	.0	.0	.0	.0	.0	.0
14. Credit accident and health (group and individual)0	.0	.0	.0	.0	.0	.0	.0	.0	.0	.0	.0
15.1 Collectively renewable accident and health (b)0	.0	.0	.0	.0	.0	.0	.0	.0	.0	.0	.0
15.2 Non-cancelable accident and health(b)0	.0	.0	.0	.0	.0	.0	.0	.0	.0	.0	.0
15.3 Guaranteed renewable accident and health(b)0	.0	.0	.0	.0	.0	.0	.0	.0	.0	.0	.0
15.4 Non-renewable for stated reasons only (b)0	.0	.0	.0	.0	.0	.0	.0	.0	.0	.0	.0
15.5 Other accident only0	.0	.0	.0	.0	.0	.0	.0	.0	.0	.0	.0
15.6 Medicare Title XVIII exempt from state taxes or fees0	.0	.0	.0	.0	.0	.0	.0	.0	.0	.0	.0
15.7 All other accident and health (b)0	.0	.0	.0	.0	.0	.0	.0	.0	.0	.0	.0
15.8 Federal employees health benefits plan premium (b)0	.0	.0	.0	.0	.0	.0	.0	.0	.0	.0	.0
16. Workers' compensation	1,772,804	1,811,857	.0	704,175	219,385	393,725	512,842	24,258	49,719	125,577	234,332	69,941
17.1 Other Liability - occurrence0	.0	.0	.0	.0	.0	.0	.0	.0	.0	.0	.0
17.2 Other Liability - claims made0	.0	.0	.0	.0	.0	.0	.0	.0	.0	.0	.0
17.3 Excess workers' compensation0	.0	.0	.0	.0	.0	.0	.0	.0	.0	.0	.0
18. Products liability0	.0	.0	.0	.0	.0	.0	.0	.0	.0	.0	.0
19.1 Private passenger auto no-fault (personal injury protection)0	.0	.0	.0	.0	.0	.0	.0	.0	.0	.0	.0
19.2 Other private passenger auto liability0	.0	.0	.0	.0	.0	.0	.0	.0	.0	.0	.0
19.3 Commercial auto no-fault (personal injury protection)0	.0	.0	.0	.0	.0	.0	.0	.0	.0	.0	.0
19.4 Other commercial auto liability0	.0	.0	.0	.0	.0	.0	.0	.0	.0	.0	.0
21.1 Private passenger auto physical damage0	.0	.0	.0	.0	.0	.0	.0	.0	.0	.0	.0
21.2 Commercial auto physical damage0	.0	.0	.0	.0	.0	.0	.0	.0	.0	.0	.0
22. Aircraft (all perils)0	.0	.0	.0	.0	.0	.0	.0	.0	.0	.0	.0
23. Fidelity0	.0	.0	.0	.0	.0	.0	.0	.0	.0	.0	.0
24. Surety0	.0	.0	.0	.0	.0	.0	.0	.0	.0	.0	.0
26. Burglary and theft0	.0	.0	.0	.0	.0	.0	.0	.0	.0	.0	.0
27. Boiler and machinery0	.0	.0	.0	.0	.0	.0	.0	.0	.0	.0	.0
28. Credit0	.0	.0	.0	.0	.0	.0	.0	.0	.0	.0	.0
29. International0	.0	.0	.0	.0	.0	.0	.0	.0	.0	.0	.0
30. Warranty0	.0	.0	.0	.0	.0	.0	.0	.0	.0	.0	.0
34. Aggregate write-ins for other lines of business0	.0	.0	.0	.0	.0	.0	.0	.0	.0	.0	.0
35. TOTALS (a)	1,772,804	1,811,857	0	704,175	219,385	393,725	512,842	24,258	49,719	125,577	234,332	69,941
DETAILS OF WRITE-INS												
3401.												
3402.												
3403.												
3498. Summary of remaining write-ins for Line 34 from overflow page0	.0	.0	.0	.0	.0	.0	.0	.0	.0	.0	.0
3499. Totals (Lines 3401 thru 3403 plus 3498)(Line 34 above)0	.0	.0	.0	.0	.0	.0	.0	.0	.0	.0	.0

(a) Finance and service charges not included in Lines 1 to 35 \$6,543
(b) For health business on indicated lines report: Number of persons insured under PPO managed care products0 and number of persons insured under indemnity only products0 .



ANNUAL STATEMENT FOR THE YEAR 2021 OF THE ALLMERICA FINANCIAL ALLIANCE INSURANCE COMPANY

EXHIBIT OF PREMIUMS AND LOSSES (Statutory Page 14)

NAIC Group Code 0088 BUSINESS IN THE STATE OF Utah DURING THE YEAR 2021 NAIC Company Code 10212

Line of Business	Gross Premiums, Including Policy and Membership Fees, Less Return Premiums and Premiums on Policies not Taken		3	4	5	6	7	8	9	10	11	12
	1	2										
	Direct Premiums Written	Direct Premiums Earned	Dividends Paid or Credited to Policyholders on Direct Business	Direct Unearned Premium Reserves	Direct Losses Paid (deducting salvage)	Direct Losses Incurred	Direct Losses Unpaid	Direct Defense and Cost Containment Expense Paid	Direct Defense and Cost Containment Expense Incurred	Direct Defense and Cost Containment Expense Unpaid	Commissions and Brokerage Expenses	Taxes, Licenses and Fees
1. Fire0	.0	.0	.0	.0	.0	.0	.0	.0	.0	.0	.0
2.1 Allied lines0	.0	.0	.0	.0	.0	.0	.0	.0	.0	.0	.0
2.2 Multiple peril crop0	.0	.0	.0	.0	.0	.0	.0	.0	.0	.0	.0
2.3 Federal flood0	.0	.0	.0	.0	.0	.0	.0	.0	.0	.0	.0
2.4 Private crop0	.0	.0	.0	.0	.0	.0	.0	.0	.0	.0	.0
2.5 Private flood0	.0	.0	.0	.0	.0	.0	.0	.0	.0	.0	.0
3. Farmowners multiple peril0	.0	.0	.0	.0	.0	.0	.0	.0	.0	.0	.0
4. Homeowners multiple peril0	.0	.0	.0	.0	.0	.0	.0	.0	.0	.0	.0
5.1 Commercial multiple peril (non-liability portion)0	.0	.0	.0	.0	.0	.0	.0	.0	.0	.0	.0
5.2 Commercial multiple peril (liability portion)0	.0	.0	.0	.0	.0	.0	.0	.0	.0	.0	.0
6. Mortgage guaranty0	.0	.0	.0	.0	.0	.0	.0	.0	.0	.0	.0
8. Ocean marine0	.0	.0	.0	.0	.0	.0	.0	.0	.0	.0	.0
9. Inland marine0	.0	.0	.0	.0	.0	.0	.0	.0	.0	.0	.0
10. Financial guaranty0	.0	.0	.0	.0	.0	.0	.0	.0	.0	.0	.0
11. Medical professional liability0	.0	.0	.0	.0	.0	.0	.0	.0	.0	.0	.0
12. Earthquake0	.0	.0	.0	.0	.0	.0	.0	.0	.0	.0	.0
13. Group accident and health (b)0	.0	.0	.0	.0	.0	.0	.0	.0	.0	.0	.0
14. Credit accident and health (group and individual)0	.0	.0	.0	.0	.0	.0	.0	.0	.0	.0	.0
15.1 Collectively renewable accident and health (b)0	.0	.0	.0	.0	.0	.0	.0	.0	.0	.0	.0
15.2 Non-cancelable accident and health(b)0	.0	.0	.0	.0	.0	.0	.0	.0	.0	.0	.0
15.3 Guaranteed renewable accident and health(b)0	.0	.0	.0	.0	.0	.0	.0	.0	.0	.0	.0
15.4 Non-renewable for stated reasons only (b)0	.0	.0	.0	.0	.0	.0	.0	.0	.0	.0	.0
15.5 Other accident only0	.0	.0	.0	.0	.0	.0	.0	.0	.0	.0	.0
15.6 Medicare Title XVIII exempt from state taxes or fees0	.0	.0	.0	.0	.0	.0	.0	.0	.0	.0	.0
15.7 All other accident and health (b)0	.0	.0	.0	.0	.0	.0	.0	.0	.0	.0	.0
15.8 Federal employees health benefits plan premium (b)0	.0	.0	.0	.0	.0	.0	.0	.0	.0	.0	.0
16. Workers' compensation	244,598	221,455	.0	136,590	63,027	169,297	132,082	7,156	15,324	11,777	23,357	6,736
17.1 Other Liability - occurrence0	.0	.0	.0	.0	.0	.0	.0	.0	.0	.0	.0
17.2 Other Liability - claims made0	.0	.0	.0	.0	.0	.0	.0	.0	.0	.0	.0
17.3 Excess workers' compensation0	.0	.0	.0	.0	.0	.0	.0	.0	.0	.0	.0
18. Products liability0	.0	.0	.0	.0	.0	.0	.0	.0	.0	.0	.0
19.1 Private passenger auto no-fault (personal injury protection)0	.0	.0	.0	.0	.0	.0	.0	.0	.0	.0	.0
19.2 Other private passenger auto liability0	.0	.0	.0	.0	.0	.0	.0	.0	.0	.0	.0
19.3 Commercial auto no-fault (personal injury protection)0	.0	.0	.0	.0	.0	.0	.0	.0	.0	.0	.0
19.4 Other commercial auto liability0	.0	.0	.0	.0	.0	.0	.0	.0	.0	.0	.0
21.1 Private passenger auto physical damage0	.0	.0	.0	.0	.0	.0	.0	.0	.0	.0	.0
21.2 Commercial auto physical damage0	.0	.0	.0	.0	.0	.0	.0	.0	.0	.0	.0
22. Aircraft (all perils)0	.0	.0	.0	.0	.0	.0	.0	.0	.0	.0	.0
23. Fidelity0	.0	.0	.0	.0	.0	.0	.0	.0	.0	.0	.0
24. Surety0	.0	.0	.0	.0	.0	.0	.0	.0	.0	.0	.0
26. Burglary and theft0	.0	.0	.0	.0	.0	.0	.0	.0	.0	.0	.0
27. Boiler and machinery0	.0	.0	.0	.0	.0	.0	.0	.0	.0	.0	.0
28. Credit0	.0	.0	.0	.0	.0	.0	.0	.0	.0	.0	.0
29. International0	.0	.0	.0	.0	.0	.0	.0	.0	.0	.0	.0
30. Warranty0	.0	.0	.0	.0	.0	.0	.0	.0	.0	.0	.0
34. Aggregate write-ins for other lines of business0	.0	.0	.0	.0	.0	.0	.0	.0	.0	.0	.0
35. TOTALS (a)	244,598	221,455	0	136,590	63,027	169,297	132,082	7,156	15,324	11,777	23,357	6,736
DETAILS OF WRITE-INS												
3401.												
3402.												
3403.												
3498. Summary of remaining write-ins for Line 34 from overflow page0	.0	.0	.0	.0	.0	.0	.0	.0	.0	.0	.0
3499. Totals (Lines 3401 thru 3403 plus 3498)(Line 34 above)0	.0	.0	.0	.0	.0	.0	.0	.0	.0	.0	.0

(a) Finance and service charges not included in Lines 1 to 35 \$231
(b) For health business on indicated lines report: Number of persons insured under PPO managed care products0 and number of persons insured under indemnity only products0 .



ANNUAL STATEMENT FOR THE YEAR 2021 OF THE ALLMERICA FINANCIAL ALLIANCE INSURANCE COMPANY

EXHIBIT OF PREMIUMS AND LOSSES (Statutory Page 14)

NAIC Group Code 0088 BUSINESS IN THE STATE OF Vermont DURING THE YEAR 2021 NAIC Company Code 10212

Line of Business	Gross Premiums, Including Policy and Membership Fees, Less Return Premiums and Premiums on Policies not Taken		3	4	5	6	7	8	9	10	11	12
	1	2										
	Direct Premiums Written	Direct Premiums Earned	Dividends Paid or Credited to Policyholders on Direct Business	Direct Unearned Premium Reserves	Direct Losses Paid (deducting salvage)	Direct Losses Incurred	Direct Losses Unpaid	Direct Defense and Cost Containment Expense Paid	Direct Defense and Cost Containment Expense Incurred	Direct Defense and Cost Containment Expense Unpaid	Commissions and Brokerage Expenses	Taxes, Licenses and Fees
1. Fire0	.0	.0	.0	.0	.0	.0	.0	.0	.0	.0	.0
2.1 Allied lines0	.0	.0	.0	.0	.0	.0	.0	.0	.0	.0	.0
2.2 Multiple peril crop0	.0	.0	.0	.0	.0	.0	.0	.0	.0	.0	.0
2.3 Federal flood0	.0	.0	.0	.0	.0	.0	.0	.0	.0	.0	.0
2.4 Private crop0	.0	.0	.0	.0	.0	.0	.0	.0	.0	.0	.0
2.5 Private flood0	.0	.0	.0	.0	.0	.0	.0	.0	.0	.0	.0
3. Farmowners multiple peril0	.0	.0	.0	.0	.0	.0	.0	.0	.0	.0	.0
4. Homeowners multiple peril0	.0	.0	.0	.0	.0	.0	.0	.0	.0	.0	.0
5.1 Commercial multiple peril (non-liability portion)0	.0	.0	.0	.0	.0	.0	.0	.0	.0	.0	.0
5.2 Commercial multiple peril (liability portion)0	.0	.0	.0	.0	.0	.0	.0	.0	.0	.0	.0
6. Mortgage guaranty0	.0	.0	.0	.0	.0	.0	.0	.0	.0	.0	.0
8. Ocean marine0	.0	.0	.0	.0	.0	.0	.0	.0	.0	.0	.0
9. Inland marine0	.0	.0	.0	.0	.0	.0	.0	.0	.0	.0	.0
10. Financial guaranty0	.0	.0	.0	.0	.0	.0	.0	.0	.0	.0	.0
11. Medical professional liability0	.0	.0	.0	.0	.0	.0	.0	.0	.0	.0	.0
12. Earthquake0	.0	.0	.0	.0	.0	.0	.0	.0	.0	.0	.0
13. Group accident and health (b)0	.0	.0	.0	.0	.0	.0	.0	.0	.0	.0	.0
14. Credit accident and health (group and individual)0	.0	.0	.0	.0	.0	.0	.0	.0	.0	.0	.0
15.1 Collectively renewable accident and health (b)0	.0	.0	.0	.0	.0	.0	.0	.0	.0	.0	.0
15.2 Non-cancelable accident and health(b)0	.0	.0	.0	.0	.0	.0	.0	.0	.0	.0	.0
15.3 Guaranteed renewable accident and health(b)0	.0	.0	.0	.0	.0	.0	.0	.0	.0	.0	.0
15.4 Non-renewable for stated reasons only (b)0	.0	.0	.0	.0	.0	.0	.0	.0	.0	.0	.0
15.5 Other accident only0	.0	.0	.0	.0	.0	.0	.0	.0	.0	.0	.0
15.6 Medicare Title XVIII exempt from state taxes or fees0	.0	.0	.0	.0	.0	.0	.0	.0	.0	.0	.0
15.7 All other accident and health (b)0	.0	.0	.0	.0	.0	.0	.0	.0	.0	.0	.0
15.8 Federal employees health benefits plan premium (b)0	.0	.0	.0	.0	.0	.0	.0	.0	.0	.0	.0
16. Workers' compensation	236,856	207,198	.0	137,919	49,211	115,342	167,769	1,103	4,284	26,127	23,496	21,740
17.1 Other Liability - occurrence0	.0	.0	.0	.0	.0	.0	.0	.0	.0	.0	.0
17.2 Other Liability - claims made0	.0	.0	.0	.0	.0	.0	.0	.0	.0	.0	.0
17.3 Excess workers' compensation0	.0	.0	.0	.0	.0	.0	.0	.0	.0	.0	.0
18. Products liability0	.0	.0	.0	.0	.0	.0	.0	.0	.0	.0	.0
19.1 Private passenger auto no-fault (personal injury protection)0	.0	.0	.0	.0	.0	.0	.0	.0	.0	.0	.0
19.2 Other private passenger auto liability0	.0	.0	.0	.0	.0	.0	.0	.0	.0	.0	.0
19.3 Commercial auto no-fault (personal injury protection)0	.0	.0	.0	.0	.0	.0	.0	.0	.0	.0	.0
19.4 Other commercial auto liability0	.0	.0	.0	.0	.0	.0	.0	.0	.0	.0	.0
21.1 Private passenger auto physical damage0	.0	.0	.0	.0	.0	.0	.0	.0	.0	.0	.0
21.2 Commercial auto physical damage0	.0	.0	.0	.0	.0	.0	.0	.0	.0	.0	.0
22. Aircraft (all perils)0	.0	.0	.0	.0	.0	.0	.0	.0	.0	.0	.0
23. Fidelity0	.0	.0	.0	.0	.0	.0	.0	.0	.0	.0	.0
24. Surety0	.0	.0	.0	.0	.0	.0	.0	.0	.0	.0	.0
26. Burglary and theft0	.0	.0	.0	.0	.0	.0	.0	.0	.0	.0	.0
27. Boiler and machinery0	.0	.0	.0	.0	.0	.0	.0	.0	.0	.0	.0
28. Credit0	.0	.0	.0	.0	.0	.0	.0	.0	.0	.0	.0
29. International0	.0	.0	.0	.0	.0	.0	.0	.0	.0	.0	.0
30. Warranty0	.0	.0	.0	.0	.0	.0	.0	.0	.0	.0	.0
34. Aggregate write-ins for other lines of business0	.0	.0	.0	.0	.0	.0	.0	.0	.0	.0	.0
35. TOTALS (a)	236,856	207,198	0	137,919	49,211	115,342	167,769	1,103	4,284	26,127	23,496	21,740
DETAILS OF WRITE-INS												
3401.												
3402.												
3403.												
3498. Summary of remaining write-ins for Line 34 from overflow page0	.0	.0	.0	.0	.0	.0	.0	.0	.0	.0	.0
3499. Totals (Lines 3401 thru 3403 plus 3498)(Line 34 above)0	.0	.0	.0	.0	.0	.0	.0	.0	.0	.0	.0

(a) Finance and service charges not included in Lines 1 to 35 \$644
(b) For health business on indicated lines report: Number of persons insured under PPO managed care products0 and number of persons insured under indemnity only products0 .



ANNUAL STATEMENT FOR THE YEAR 2021 OF THE ALLMERICA FINANCIAL ALLIANCE INSURANCE COMPANY

EXHIBIT OF PREMIUMS AND LOSSES (Statutory Page 14)

NAIC Group Code 0088		BUSINESS IN THE STATE OF Virginia				DURING THE YEAR 2021				NAIC Company Code 10212		
Line of Business	Gross Premiums, Including Policy and Membership Fees, Less Return Premiums and Premiums on Policies not Taken		3 Dividends Paid or Credited to Policyholders on Direct Business	4 Direct Unearned Premium Reserves	5 Direct Losses Paid (deducting salvage)	6 Direct Losses Incurred	7 Direct Losses Unpaid	8 Direct Defense and Cost Containment Expense Paid	9 Direct Defense and Cost Containment Expense Incurred	10 Direct Defense and Cost Containment Expense Unpaid	11 Commissions and Brokerage Expenses	12 Taxes, Licenses and Fees
	1 Direct Premiums Written	2 Direct Premiums Earned										
Fire	.0	.0	.0	.0	.0	.0	.0	.0	.0	.0	.0	.0
Allied lines	.0	.0	.0	.0	.0	.0	.0	.0	.0	.0	.0	.0
Multiple peril crop	.0	.0	.0	.0	.0	.0	.0	.0	.0	.0	.0	.0
Federal flood	.0	.0	.0	.0	.0	.0	.0	.0	.0	.0	.0	.0
Private crop	.0	.0	.0	.0	.0	.0	.0	.0	.0	.0	.0	.0
Private flood	.0	.0	.0	.0	.0	.0	.0	.0	.0	.0	.0	.0
Farmowners multiple peril	.0	.0	.0	.0	.0	.0	.0	.0	.0	.0	.0	.0
Homeowners multiple peril	.0	.0	.0	.0	.0	.0	.0	.0	.0	.0	.0	.0
Commercial multiple peril (non-liability portion)	.0	.0	.0	.0	.0	.0	.0	.0	.0	.0	.0	.0
Commercial multiple peril (liability portion)	.0	.0	.0	.0	.0	.0	.0	.0	.0	.0	.0	.0
Mortgage guaranty	.0	.0	.0	.0	.0	.0	.0	.0	.0	.0	.0	.0
Ocean marine	.0	.0	.0	.0	.0	.0	.0	.0	.0	.0	.0	.0
Inland marine	.0	.0	.0	.0	.0	.0	.0	.0	.0	.0	.0	.0
Financial guaranty	.0	.0	.0	.0	.0	.0	.0	.0	.0	.0	.0	.0
Medical professional liability	.0	.0	.0	.0	.0	.0	.0	.0	.0	.0	.0	.0
Earthquake	.0	.0	.0	.0	.0	.0	.0	.0	.0	.0	.0	.0
Group accident and health (b)	.0	.0	.0	.0	.0	.0	.0	.0	.0	.0	.0	.0
Credit accident and health (group and individual)	.0	.0	.0	.0	.0	.0	.0	.0	.0	.0	.0	.0
Collectively renewable accident and health (b)	.0	.0	.0	.0	.0	.0	.0	.0	.0	.0	.0	.0
Non-cancelable accident and health(b)	.0	.0	.0	.0	.0	.0	.0	.0	.0	.0	.0	.0
Guaranteed renewable accident and health(b)	.0	.0	.0	.0	.0	.0	.0	.0	.0	.0	.0	.0
Non-renewable for stated reasons only (b)	.0	.0	.0	.0	.0	.0	.0	.0	.0	.0	.0	.0
Other accident only	.0	.0	.0	.0	.0	.0	.0	.0	.0	.0	.0	.0
Medicare Title XVIII exempt from state taxes or fees	.0	.0	.0	.0	.0	.0	.0	.0	.0	.0	.0	.0
All other accident and health (b)	.0	.0	.0	.0	.0	.0	.0	.0	.0	.0	.0	.0
Federal employees health benefits plan premium (b)	.0	.0	.0	.0	.0	.0	.0	.0	.0	.0	.0	.0
Workers' compensation	1,278,109	962,293	.0	754,131	83,824	(129,042)	456,348	19,388	35,515	70,023	132,994	39,586
Other Liability - occurrence	.0	.0	.0	.0	.0	.0	.0	.0	.0	.0	.0	.0
Other Liability - claims made	.0	.0	.0	.0	.0	.0	.0	.0	.0	.0	.0	.0
Excess workers' compensation	.0	.0	.0	.0	.0	.0	.0	.0	.0	.0	.0	.0
Products liability	.0	.0	.0	.0	.0	.0	.0	.0	.0	.0	.0	.0
Private passenger auto no-fault (personal injury protection)	.0	.0	.0	.0	.0	.0	.0	.0	.0	.0	.0	.0
Other private passenger auto liability	691,557	767,795	.0	359,065	296,871	600,068	1,347,110	28,034	14,303	105,403	110,044	21,310
Commercial auto no-fault (personal injury protection)	.0	.0	.0	.0	.0	.0	.0	.0	.0	.0	.0	.0
Other commercial auto liability	.0	.0	.0	.0	.0	.0	.0	.0	.0	.0	.0	.0
Private passenger auto physical damage	402,481	458,518	.0	207,676	215,416	226,279	17,042	.0	(244)	540	64,266	12,422
Commercial auto physical damage	.0	.0	.0	.0	.0	.0	.0	.0	.0	.0	.0	.0
Aircraft (all perils)	.0	.0	.0	.0	.0	.0	.0	.0	.0	.0	.0	.0
Fidelity	.0	.0	.0	.0	.0	.0	.0	.0	.0	.0	.0	.0
Surety	.0	.0	.0	.0	.0	.0	.0	.0	.0	.0	.0	.0
Burglary and theft	.0	.0	.0	.0	.0	.0	.0	.0	.0	.0	.0	.0
Boiler and machinery	.0	.0	.0	.0	.0	.0	.0	.0	.0	.0	.0	.0
Credit	.0	.0	.0	.0	.0	.0	.0	.0	.0	.0	.0	.0
International	.0	.0	.0	.0	.0	.0	.0	.0	.0	.0	.0	.0
Warranty	.0	.0	.0	.0	.0	.0	.0	.0	.0	.0	.0	.0
Aggregate write-ins for other lines of business	.0	.0	.0	.0	.0	.0	.0	.0	.0	.0	.0	.0
TOTALS (a)	2,372,147	2,188,606	0	1,320,872	596,111	697,305	1,820,500	47,422	49,574	175,966	307,304	73,318
DETAILS OF WRITE-INS												
Summary of remaining write-ins for Line 34 from overflow page	.0	.0	.0	.0	.0	.0	.0	.0	.0	.0	.0	.0
Totals (Lines 3401 thru 3403 plus 3498)(Line 34 above)	0	0	0	0	0	0	0	0	0	0	0	0

(a) Finance and service charges not included in Lines 1 to 35 \$7,297
(b) For health business on indicated lines report: Number of persons insured under PPO managed care products0 and number of persons insured under indemnity only products0 .



ANNUAL STATEMENT FOR THE YEAR 2021 OF THE ALLMERICA FINANCIAL ALLIANCE INSURANCE COMPANY

EXHIBIT OF PREMIUMS AND LOSSES (Statutory Page 14)

NAIC Group Code 0088		BUSINESS IN THE STATE OF Washington		DURING THE YEAR 2021					NAIC Company Code 10212			
Line of Business	Gross Premiums, Including Policy and Membership Fees, Less Return Premiums and Premiums on Policies not Taken		3 Dividends Paid or Credited to Policyholders on Direct Business	4 Direct Unearned Premium Reserves	5 Direct Losses Paid (deducting salvage)	6 Direct Losses Incurred	7 Direct Losses Unpaid	8 Direct Defense and Cost Containment Expense Paid	9 Direct Defense and Cost Containment Expense Incurred	10 Direct Defense and Cost Containment Expense Unpaid	11 Commissions and Brokerage Expenses	12 Taxes, Licenses and Fees
	1 Direct Premiums Written	2 Direct Premiums Earned										
Fire	0	0	0	0	0	0	0	0	0	0	0	0
Allied lines	0	0	0	0	0	0	0	0	0	0	0	0
Multiple peril crop	0	0	0	0	0	0	0	0	0	0	0	0
Federal flood	0	0	0	0	0	0	0	0	0	0	0	0
Private crop	0	0	0	0	0	0	0	0	0	0	0	0
Private flood	0	0	0	0	0	0	0	0	0	0	0	0
Farmowners multiple peril	0	0	0	0	0	0	0	0	0	0	0	0
Homeowners multiple peril	0	0	0	0	0	0	0	0	0	0	0	0
Commercial multiple peril (non-liability portion)	0	0	0	0	0	0	0	0	0	0	0	0
Commercial multiple peril (liability portion)	0	0	0	0	0	0	0	0	0	0	0	0
Mortgage guaranty	0	0	0	0	0	0	0	0	0	0	0	0
Ocean marine	0	0	0	0	0	0	0	0	0	0	0	0
Inland marine	0	0	0	0	0	0	0	0	0	0	0	0
Financial guaranty	0	0	0	0	0	0	0	0	0	0	0	0
Medical professional liability	0	0	0	0	0	0	0	0	0	0	0	0
Earthquake	0	0	0	0	0	0	0	0	0	0	0	0
Group accident and health (b)	0	0	0	0	0	0	0	0	0	0	0	0
Credit accident and health (group and individual)	0	0	0	0	0	0	0	0	0	0	0	0
Collectively renewable accident and health (b)	0	0	0	0	0	0	0	0	0	0	0	0
Non-cancelable accident and health(b)	0	0	0	0	0	0	0	0	0	0	0	0
Guaranteed renewable accident and health(b)	0	0	0	0	0	0	0	0	0	0	0	0
Non-renewable for stated reasons only (b)	0	0	0	0	0	0	0	0	0	0	0	0
Other accident only	0	0	0	0	0	0	0	0	0	0	0	0
Medicare Title XVIII exempt from state taxes or fees	0	0	0	0	0	0	0	0	0	0	0	0
All other accident and health (b)	0	0	0	0	0	0	0	0	0	0	0	0
Federal employees health benefits plan premium (b)	0	0	0	0	0	0	0	0	0	0	0	0
Workers' compensation	0	0	0	0	0	0	0	0	0	0	0	0
Other Liability - occurrence	0	0	0	0	0	0	0	0	0	0	0	0
Other Liability - claims made	0	0	0	0	0	0	0	0	0	0	0	0
Excess workers' compensation	0	0	0	0	0	0	0	0	0	0	0	0
Products liability	0	0	0	0	0	0	0	0	0	0	0	0
Private passenger auto no-fault (personal injury protection)	0	0	0	0	0	0	0	0	0	0	0	0
Other private passenger auto liability	0	0	0	0	0	0	0	0	0	0	0	0
Commercial auto no-fault (personal injury protection)	0	0	0	0	0	0	0	0	0	0	0	0
Other commercial auto liability	0	0	0	0	0	0	0	0	0	0	0	525
Private passenger auto physical damage	0	0	0	0	0	0	0	0	0	0	0	0
Commercial auto physical damage	0	0	0	0	0	0	0	0	0	0	0	0
Aircraft (all perils)	0	0	0	0	0	0	0	0	0	0	0	0
Fidelity	0	0	0	0	0	0	0	0	0	0	0	0
Surety	0	0	0	0	0	0	0	0	0	0	0	0
Burglary and theft	0	0	0	0	0	0	0	0	0	0	0	0
Boiler and machinery	0	0	0	0	0	0	0	0	0	0	0	0
Credit	0	0	0	0	0	0	0	0	0	0	0	0
International	0	0	0	0	0	0	0	0	0	0	0	0
Warranty	0	0	0	0	0	0	0	0	0	0	0	0
Aggregate write-ins for other lines of business	0	0	0	0	0	0	0	0	0	0	0	0
TOTALS (a)	0	0	0	0	0	0	0	0	0	0	0	525
DETAILS OF WRITE-INS												
Summary of remaining write-ins for Line 34 from overflow page	0	0	0	0	0	0	0	0	0	0	0	0
Totals (Lines 3401 thru 3403 plus 3498)(Line 34 above)	0	0	0	0	0	0	0	0	0	0	0	0

(a) Finance and service charges not included in Lines 1 to 35 \$ 0
(b) For health business on indicated lines report: Number of persons insured under PPO managed care products 0 and number of persons insured under indemnity only products 0



ANNUAL STATEMENT FOR THE YEAR 2021 OF THE ALLMERICA FINANCIAL ALLIANCE INSURANCE COMPANY

EXHIBIT OF PREMIUMS AND LOSSES (Statutory Page 14)

NAIC Group Code 0088 BUSINESS IN THE STATE OF West Virginia DURING THE YEAR 2021 NAIC Company Code 10212

Line of Business	Gross Premiums, Including Policy and Membership Fees, Less Return Premiums and Premiums on Policies not Taken		3	4	5	6	7	8	9	10	11	12
	1	2										
	Direct Premiums Written	Direct Premiums Earned	Dividends Paid or Credited to Policyholders on Direct Business	Direct Unearned Premium Reserves	Direct Losses Paid (deducting salvage)	Direct Losses Incurred	Direct Losses Unpaid	Direct Defense and Cost Containment Expense Paid	Direct Defense and Cost Containment Expense Incurred	Direct Defense and Cost Containment Expense Unpaid	Commissions and Brokerage Expenses	Taxes, Licenses and Fees
1. Fire0	.0	.0	.0	.0	.0	.0	.0	.0	.0	.0	.0
2.1 Allied lines0	.0	.0	.0	.0	.0	.0	.0	.0	.0	.0	.0
2.2 Multiple peril crop0	.0	.0	.0	.0	.0	.0	.0	.0	.0	.0	.0
2.3 Federal flood0	.0	.0	.0	.0	.0	.0	.0	.0	.0	.0	.0
2.4 Private crop0	.0	.0	.0	.0	.0	.0	.0	.0	.0	.0	.0
2.5 Private flood0	.0	.0	.0	.0	.0	.0	.0	.0	.0	.0	.0
3. Farmowners multiple peril0	.0	.0	.0	.0	.0	.0	.0	.0	.0	.0	.0
4. Homeowners multiple peril0	.0	.0	.0	.0	.0	.0	.0	.0	.0	.0	.0
5.1 Commercial multiple peril (non-liability portion)0	.0	.0	.0	.0	.0	.0	.0	.0	.0	.0	.0
5.2 Commercial multiple peril (liability portion)0	.0	.0	.0	.0	.0	.0	.0	.0	.0	.0	.0
6. Mortgage guaranty0	.0	.0	.0	.0	.0	.0	.0	.0	.0	.0	.0
8. Ocean marine0	.0	.0	.0	.0	.0	.0	.0	.0	.0	.0	.0
9. Inland marine0	.0	.0	.0	.0	.0	.0	.0	.0	.0	.0	.0
10. Financial guaranty0	.0	.0	.0	.0	.0	.0	.0	.0	.0	.0	.0
11. Medical professional liability0	.0	.0	.0	.0	.0	.0	.0	.0	.0	.0	.0
12. Earthquake0	.0	.0	.0	.0	.0	.0	.0	.0	.0	.0	.0
13. Group accident and health (b)0	.0	.0	.0	.0	.0	.0	.0	.0	.0	.0	.0
14. Credit accident and health (group and individual)0	.0	.0	.0	.0	.0	.0	.0	.0	.0	.0	.0
15.1 Collectively renewable accident and health (b)0	.0	.0	.0	.0	.0	.0	.0	.0	.0	.0	.0
15.2 Non-cancelable accident and health(b)0	.0	.0	.0	.0	.0	.0	.0	.0	.0	.0	.0
15.3 Guaranteed renewable accident and health(b)0	.0	.0	.0	.0	.0	.0	.0	.0	.0	.0	.0
15.4 Non-renewable for stated reasons only (b)0	.0	.0	.0	.0	.0	.0	.0	.0	.0	.0	.0
15.5 Other accident only0	.0	.0	.0	.0	.0	.0	.0	.0	.0	.0	.0
15.6 Medicare Title XVIII exempt from state taxes or fees0	.0	.0	.0	.0	.0	.0	.0	.0	.0	.0	.0
15.7 All other accident and health (b)0	.0	.0	.0	.0	.0	.0	.0	.0	.0	.0	.0
15.8 Federal employees health benefits plan premium (b)0	.0	.0	.0	.0	.0	.0	.0	.0	.0	.0	.0
16. Workers' compensation	20,950	7,463	.0	18,369	.0	(6,408)	2,346	.0	(82)	759	4,153	6,963
17.1 Other Liability - occurrence0	.0	.0	.0	.0	.0	.0	.0	.0	.0	.0	.0
17.2 Other Liability - claims made0	.0	.0	.0	.0	.0	.0	.0	.0	.0	.0	.0
17.3 Excess workers' compensation0	.0	.0	.0	.0	.0	.0	.0	.0	.0	.0	.0
18. Products liability0	.0	.0	.0	.0	.0	.0	.0	.0	.0	.0	.0
19.1 Private passenger auto no-fault (personal injury protection)0	.0	.0	.0	.0	.0	.0	.0	.0	.0	.0	.0
19.2 Other private passenger auto liability0	.0	.0	.0	.0	.0	.0	.0	.0	.0	.0	.0
19.3 Commercial auto no-fault (personal injury protection)0	.0	.0	.0	.0	.0	.0	.0	.0	.0	.0	.0
19.4 Other commercial auto liability0	.0	.0	.0	.0	.0	.0	.0	.0	.0	.0	.0
21.1 Private passenger auto physical damage0	.0	.0	.0	.0	.0	.0	.0	.0	.0	.0	.0
21.2 Commercial auto physical damage0	.0	.0	.0	.0	.0	.0	.0	.0	.0	.0	.0
22. Aircraft (all perils)0	.0	.0	.0	.0	.0	.0	.0	.0	.0	.0	.0
23. Fidelity0	.0	.0	.0	.0	.0	.0	.0	.0	.0	.0	.0
24. Surety0	.0	.0	.0	.0	.0	.0	.0	.0	.0	.0	.0
26. Burglary and theft0	.0	.0	.0	.0	.0	.0	.0	.0	.0	.0	.0
27. Boiler and machinery0	.0	.0	.0	.0	.0	.0	.0	.0	.0	.0	.0
28. Credit0	.0	.0	.0	.0	.0	.0	.0	.0	.0	.0	.0
29. International0	.0	.0	.0	.0	.0	.0	.0	.0	.0	.0	.0
30. Warranty0	.0	.0	.0	.0	.0	.0	.0	.0	.0	.0	.0
34. Aggregate write-ins for other lines of business0	.0	.0	.0	.0	.0	.0	.0	.0	.0	.0	.0
35. TOTALS (a)	20,950	7,463	0	18,369	0	(6,408)	2,346	0	(82)	759	4,153	6,963
DETAILS OF WRITE-INS												
3401.												
3402.												
3403.												
3498. Summary of remaining write-ins for Line 34 from overflow page0	.0	.0	.0	.0	.0	.0	.0	.0	.0	.0	.0
3499. Totals (Lines 3401 thru 3403 plus 3498)(Line 34 above)0	.0	.0	.0	.0	.0	.0	.0	.0	.0	.0	.0

(a) Finance and service charges not included in Lines 1 to 35 \$65
(b) For health business on indicated lines report: Number of persons insured under PPO managed care products0 and number of persons insured under indemnity only products0 .



ANNUAL STATEMENT FOR THE YEAR 2021 OF THE ALLMERICA FINANCIAL ALLIANCE INSURANCE COMPANY

EXHIBIT OF PREMIUMS AND LOSSES (Statutory Page 14)

NAIC Group Code 0088		BUSINESS IN THE STATE OF Wisconsin				DURING THE YEAR 2021				NAIC Company Code 10212			
Line of Business	Gross Premiums, Including Policy and Membership Fees, Less Return Premiums and Premiums on Policies not Taken		3 Dividends Paid or Credited to Policyholders on Direct Business	4 Direct Unearned Premium Reserves	5 Direct Losses Paid (deducting salvage)	6 Direct Losses Incurred	7 Direct Losses Unpaid	8 Direct Defense and Cost Containment Expense Paid	9 Direct Defense and Cost Containment Expense Incurred	10 Direct Defense and Cost Containment Expense Unpaid	11 Commissions and Brokerage Expenses	12 Taxes, Licenses and Fees	
	1 Direct Premiums Written	2 Direct Premiums Earned											
Fire	.0	.0	.0	.0	.0	.0	.0	.0	.0	.0	.0	.0	
Allied lines	.0	.0	.0	.0	.0	.0	.0	.0	.0	.0	.0	.0	
Multiple peril crop	.0	.0	.0	.0	.0	.0	.0	.0	.0	.0	.0	.0	
Federal flood	.0	.0	.0	.0	.0	.0	.0	.0	.0	.0	.0	.0	
Private crop	.0	.0	.0	.0	.0	.0	.0	.0	.0	.0	.0	.0	
Private flood	.0	.0	.0	.0	.0	.0	.0	.0	.0	.0	.0	.0	
Farmowners multiple peril	.0	.0	.0	.0	.0	.0	.0	.0	.0	.0	.0	.0	
Homeowners multiple peril	.0	.0	.0	.0	.0	.0	.0	.0	.0	.0	.0	.0	
Commercial multiple peril (non-liability portion)	.0	.0	.0	.0	.0	.0	.0	.0	.0	.0	.0	.0	
Commercial multiple peril (liability portion)	.0	.0	.0	.0	.0	.0	.0	.0	.0	.0	.0	.0	
Mortgage guaranty	.0	.0	.0	.0	.0	.0	.0	.0	.0	.0	.0	.0	
Ocean marine	.0	.0	.0	.0	.0	.0	.0	.0	.0	.0	.0	.0	
Inland marine	.0	.0	.0	.0	.0	.0	.0	.0	.0	.0	.0	.0	
Financial guaranty	.0	.0	.0	.0	.0	.0	.0	.0	.0	.0	.0	.0	
Medical professional liability	.0	.0	.0	.0	.0	.0	.0	.0	.0	.0	.0	.0	
Earthquake	.0	.0	.0	.0	.0	.0	.0	.0	.0	.0	.0	.0	
Group accident and health (b)	.0	.0	.0	.0	.0	.0	.0	.0	.0	.0	.0	.0	
Credit accident and health (group and individual)	.0	.0	.0	.0	.0	.0	.0	.0	.0	.0	.0	.0	
Collectively renewable accident and health (b)	.0	.0	.0	.0	.0	.0	.0	.0	.0	.0	.0	.0	
Non-cancelable accident and health(b)	.0	.0	.0	.0	.0	.0	.0	.0	.0	.0	.0	.0	
Guaranteed renewable accident and health(b)	.0	.0	.0	.0	.0	.0	.0	.0	.0	.0	.0	.0	
Non-renewable for stated reasons only (b)	.0	.0	.0	.0	.0	.0	.0	.0	.0	.0	.0	.0	
Other accident only	.0	.0	.0	.0	.0	.0	.0	.0	.0	.0	.0	.0	
Medicare Title XVIII exempt from state taxes or fees	.0	.0	.0	.0	.0	.0	.0	.0	.0	.0	.0	.0	
Other accident and health (b)	.0	.0	.0	.0	.0	.0	.0	.0	.0	.0	.0	.0	
Federal employees health benefits plan premium (b)	.0	.0	.0	.0	.0	.0	.0	.0	.0	.0	.0	.0	
Workers' compensation	180,323	85,772	.0	127,691	14,136	(2,908)	111,475	90	2,858	7,907	19,071	30,984	
Other Liability - occurrence	.0	.0	.0	.0	.0	.0	.0	.0	.0	.0	.0	.0	
Other Liability - claims made	.0	.0	.0	.0	.0	.0	.0	.0	.0	.0	.0	.0	
Excess workers' compensation	.0	.0	.0	.0	.0	.0	.0	.0	.0	.0	.0	.0	
Products liability	.0	.0	.0	.0	.0	.0	.0	.0	.0	.0	.0	.0	
Private passenger auto no-fault (personal injury protection)	.0	.0	.0	.0	.0	.0	.0	.0	.0	.0	.0	.0	
Other private passenger auto liability	.0	.0	.0	.0	.0	.0	.0	.0	.0	.0	.0	.0	
Commercial auto no-fault (personal injury protection)	.0	.0	.0	.0	.0	.0	.0	.0	.0	.0	.0	.0	
Other commercial auto liability	.0	.0	.0	.0	.0	.0	.0	.0	.0	.0	.0	.0	
Private passenger auto physical damage	.0	.0	.0	.0	.0	.0	.0	.0	.0	.0	.0	.0	
Commercial auto physical damage	.0	.0	.0	.0	.0	.0	.0	.0	.0	.0	.0	.0	
Aircraft (all perils)	.0	.0	.0	.0	.0	.0	.0	.0	.0	.0	.0	.0	
Fidelity	.0	.0	.0	.0	.0	.0	.0	.0	.0	.0	.0	.0	
Surety	.0	.0	.0	.0	.0	.0	.0	.0	.0	.0	.0	.0	
Burglary and theft	.0	.0	.0	.0	.0	.0	.0	.0	.0	.0	.0	.0	
Boiler and machinery	.0	.0	.0	.0	.0	.0	.0	.0	.0	.0	.0	.0	
Credit	.0	.0	.0	.0	.0	.0	.0	.0	.0	.0	.0	.0	
International	.0	.0	.0	.0	.0	.0	.0	.0	.0	.0	.0	.0	
Warranty	.0	.0	.0	.0	.0	.0	.0	.0	.0	.0	.0	.0	
Aggregate write-ins for other lines of business	.0	.0	.0	.0	.0	.0	.0	.0	.0	.0	.0	.0	
TOTALS (a)	180,323	85,772	0	127,691	14,136	(2,908)	111,475	90	2,858	7,907	19,071	30,984	
DETAILS OF WRITE-INS													
Summary of remaining write-ins for Line 34 from overflow page	.0	.0	.0	.0	.0	.0	.0	.0	.0	.0	.0	.0	
Totals (Lines 3401 thru 3403 plus 3498)(Line 34 above)	.0	.0	.0	.0	.0	.0	.0	.0	.0	.0	.0	.0	

(a) Finance and service charges not included in Lines 1 to 35 \$5
(b) For health business on indicated lines report: Number of persons insured under PPO managed care products0 and number of persons insured under indemnity only products0 .



ANNUAL STATEMENT FOR THE YEAR 2021 OF THE ALLMERICA FINANCIAL ALLIANCE INSURANCE COMPANY

EXHIBIT OF PREMIUMS AND LOSSES (Statutory Page 14)

NAIC Group Code 0088		BUSINESS IN THE STATE OF Wyoming		DURING THE YEAR 2021							NAIC Company Code 10212	
Line of Business	Gross Premiums, Including Policy and Membership Fees, Less Return Premiums and Premiums on Policies not Taken		3 Dividends Paid or Credited to Policyholders on Direct Business	4 Direct Unearned Premium Reserves	5 Direct Losses Paid (deducting salvage)	6 Direct Losses Incurred	7 Direct Losses Unpaid	8 Direct Defense and Cost Containment Expense Paid	9 Direct Defense and Cost Containment Expense Incurred	10 Direct Defense and Cost Containment Expense Unpaid	11 Commissions and Brokerage Expenses	12 Taxes, Licenses and Fees
	1 Direct Premiums Written	2 Direct Premiums Earned										
Fire	0	0	0	0	0	0	0	0	0	0	0	0
Allied lines	0	0	0	0	0	0	0	0	0	0	0	0
Multiple peril crop	0	0	0	0	0	0	0	0	0	0	0	0
Federal flood	0	0	0	0	0	0	0	0	0	0	0	0
Private crop	0	0	0	0	0	0	0	0	0	0	0	0
Private flood	0	0	0	0	0	0	0	0	0	0	0	0
Farmowners multiple peril	0	0	0	0	0	0	0	0	0	0	0	0
Homeowners multiple peril	0	0	0	0	0	0	0	0	0	0	0	0
Commercial multiple peril (non-liability portion)	0	0	0	0	0	0	0	0	0	0	0	0
Commercial multiple peril (liability portion)	0	0	0	0	0	0	0	0	0	0	0	0
Mortgage guaranty	0	0	0	0	0	0	0	0	0	0	0	0
Ocean marine	0	0	0	0	0	0	0	0	0	0	0	0
Inland marine	0	0	0	0	0	0	0	0	0	0	0	0
Financial guaranty	0	0	0	0	0	0	0	0	0	0	0	0
Medical professional liability	0	0	0	0	0	0	0	0	0	0	0	0
Earthquake	0	0	0	0	0	0	0	0	0	0	0	0
Group accident and health (b)	0	0	0	0	0	0	0	0	0	0	0	0
Credit accident and health (group and individual)	0	0	0	0	0	0	0	0	0	0	0	0
Collectively renewable accident and health (b)	0	0	0	0	0	0	0	0	0	0	0	0
Non-cancelable accident and health(b)	0	0	0	0	0	0	0	0	0	0	0	0
Guaranteed renewable accident and health(b)	0	0	0	0	0	0	0	0	0	0	0	0
Non-renewable for stated reasons only (b)	0	0	0	0	0	0	0	0	0	0	0	0
Other accident only	0	0	0	0	0	0	0	0	0	0	0	0
Medicare Title XVIII exempt from state taxes or fees	0	0	0	0	0	0	0	0	0	0	0	0
Other accident and health (b)	0	0	0	0	0	0	0	0	0	0	0	0
Federal employees health benefits plan premium (b)	0	0	0	0	0	0	0	0	0	0	0	0
Workers' compensation	0	0	0	0	0	0	0	0	0	0	0	0
Other Liability - occurrence	0	0	0	0	0	0	0	0	0	0	0	0
Other Liability - claims made	0	0	0	0	0	0	0	0	0	0	0	0
Excess workers' compensation	0	0	0	0	0	0	0	0	0	0	0	0
Products liability	0	0	0	0	0	0	0	0	0	0	0	0
Private passenger auto no-fault (personal injury protection)	0	0	0	0	0	0	0	0	0	0	0	0
Other private passenger auto liability	0	0	0	0	0	0	0	0	0	0	0	0
Commercial auto no-fault (personal injury protection)	0	0	0	0	0	0	0	0	0	0	0	0
Other commercial auto liability	0	0	0	0	0	0	0	0	0	0	0	3,710
Private passenger auto physical damage	0	0	0	0	0	0	0	0	0	0	0	0
Commercial auto physical damage	0	0	0	0	0	0	0	0	0	0	0	0
Aircraft (all perils)	0	0	0	0	0	0	0	0	0	0	0	0
Fidelity	0	0	0	0	0	0	0	0	0	0	0	0
Surety	0	0	0	0	0	0	0	0	0	0	0	0
Burglary and theft	0	0	0	0	0	0	0	0	0	0	0	0
Boiler and machinery	0	0	0	0	0	0	0	0	0	0	0	0
Credit	0	0	0	0	0	0	0	0	0	0	0	0
International	0	0	0	0	0	0	0	0	0	0	0	0
Warranty	0	0	0	0	0	0	0	0	0	0	0	0
Aggregate write-ins for other lines of business	0	0	0	0	0	0	0	0	0	0	0	0
TOTALS (a)	0	0	0	0	0	0	0	0	0	0	0	3,710
DETAILS OF WRITE-INS												
Summary of remaining write-ins for Line 34 from overflow page	0	0	0	0	0	0	0	0	0	0	0	0
Totals (Lines 3401 thru 3403 plus 3498)(Line 34 above)	0	0	0	0	0	0	0	0	0	0	0	0

(a) Finance and service charges not included in Lines 1 to 35 \$ 0
(b) For health business on indicated lines report: Number of persons insured under PPO managed care products 0 and number of persons insured under indemnity only products 0



ANNUAL STATEMENT FOR THE YEAR 2021 OF THE ALLMERICA FINANCIAL ALLIANCE INSURANCE COMPANY

EXHIBIT OF PREMIUMS AND LOSSES (Statutory Page 14)

NAIC Group Code 0088 BUSINESS IN THE STATE OF Grand Total DURING THE YEAR 2021 NAIC Company Code 10212

Line of Business		Gross Premiums, Including Policy and Membership Fees, Less Return Premiums and Premiums on Policies not Taken		3	4	5	6	7	8	9	10	11	12
		1	2										
		Direct Premiums Written	Direct Premiums Earned	Dividends Paid or Credited to Policyholders on Direct Business	Direct Unearned Premium Reserves	Direct Losses Paid (deducting salvage)	Direct Losses Incurred	Direct Losses Unpaid	Direct Defense and Cost Containment Expense Paid	Direct Defense and Cost Containment Expense Incurred	Direct Defense and Cost Containment Expense Unpaid	Commissions and Brokerage Expenses	Taxes, Licenses and Fees
1.	Fire0	.0	.0	.0	.0	.0	.0	.0	.0	.0	.0	.0
2.1	Allied lines0	.0	.0	.0	.0	.0	.0	.0	.0	.0	.0	.0
2.2	Multiple peril crop0	.0	.0	.0	.0	.0	.0	.0	.0	.0	.0	.0
2.3	Federal flood0	.0	.0	.0	.0	.0	.0	.0	.0	.0	.0	.0
2.4	Private crop0	.0	.0	.0	.0	.0	.0	.0	.0	.0	.0	.0
2.5	Private flood0	.0	.0	.0	.0	.0	.0	.0	.0	.0	.0	.0
3.	Farmowners multiple peril0	.0	.0	.0	.0	.0	.0	.0	.0	.0	.0	.0
4.	Homeowners multiple peril0	.0	.0	.0	.0	.0	.0	.0	.0	.0	.0	.0
5.1	Commercial multiple peril (non-liability portion)0	.0	.0	.0	.0	.0	.0	.0	.0	.0	.0	429
5.2	Commercial multiple peril (liability portion)0	.0	.0	.0	.0	.0	.0	.0	.0	.0	.0	.0
6.	Mortgage guaranty0	.0	.0	.0	.0	.0	.0	.0	.0	.0	.0	.0
8.	Ocean marine0	.0	.0	.0	.0	.0	.0	.0	.0	.0	.0	.0
9.	Inland marine0	.0	.0	.0	.0	.0	.0	.0	.0	.0	.0	.0
10.	Financial guaranty0	.0	.0	.0	.0	.0	.0	.0	.0	.0	.0	.0
11.	Medical professional liability0	.0	.0	.0	.0	.0	.0	.0	.0	.0	.0	.0
12.	Earthquake0	.0	.0	.0	.0	.0	.0	.0	.0	.0	.0	.0
13.	Group accident and health (b)0	.0	.0	.0	.0	.0	.0	.0	.0	.0	.0	550
14.	Credit accident and health (group and individual)0	.0	.0	.0	.0	.0	.0	.0	.0	.0	.0	.0
15.1	Collectively renewable accident and health (b)0	.0	.0	.0	.0	.0	.0	.0	.0	.0	.0	.0
15.2	Non-cancelable accident and health(b)0	.0	.0	.0	.0	.0	.0	.0	.0	.0	.0	.0
15.3	Guaranteed renewable accident and health(b)0	.0	.0	.0	.0	.0	.0	.0	.0	.0	.0	.0
15.4	Non-renewable for stated reasons only (b)0	.0	.0	.0	.0	.0	.0	.0	.0	.0	.0	.0
15.5	Other accident only0	.0	.0	.0	.0	.0	.0	.0	.0	.0	.0	.0
15.6	Medicare Title XVIII exempt from state taxes or fees0	.0	.0	.0	.0	.0	.0	.0	.0	.0	.0	.0
15.7	All other accident and health (b)0	.0	.0	.0	.0	.0	.0	.0	.0	.0	.0	.0
15.8	Federal employees health benefits plan premium (b)0	.0	.0	.0	.0	.0	.0	.0	.0	.0	.0	.0
16.	Workers' compensation	20,748,540	20,488,703	.0	10,304,255	5,263,323	10,139,395	19,251,166	488,420	722,786	1,782,326	2,175,577	970,661
17.1	Other Liability - occurrence0	.0	.0	.0	.0	.0	.0	.0	.0	.0	.0	.0
17.2	Other Liability - claims made0	.0	.0	.0	.0	.0	.0	.0	.0	.0	.0	.0
17.3	Excess workers' compensation0	.0	.0	.0	.0	.0	.0	.0	.0	.0	.0	.0
18.	Products liability0	.0	.0	.0	.0	.0	.0	.0	.0	.0	.0	.0
19.1	Private passenger auto no-fault (personal injury protection)	5,945,745	6,174,230	.0	3,035,214	3,121,004	3,021,728	3,532,560	291,131	162,990	571,663	954,615	129,930
19.2	Other private passenger auto liability	73,867,297	73,276,852	.0	36,848,971	38,331,209	43,609,402	96,146,412	3,146,014	3,486,113	7,100,268	11,508,010	1,461,316
19.3	Commercial auto no-fault (personal injury protection)0	.0	.0	.0	.0	.0	.0	.0	.0	.0	.0	.0
19.4	Other commercial auto liability0	.0	.0	.0	.0	.0	.0	.0	.0	.0	.0	23,750
21.1	Private passenger auto physical damage	62,993,890	61,336,459	.0	31,490,468	34,741,214	35,186,161	1,089,358	7,962	(1,275)	66,715	9,820,489	1,236,863
21.2	Commercial auto physical damage0	.0	.0	.0	.0	.0	.0	.0	.0	.0	.0	.0
22.	Aircraft (all perils)0	.0	.0	.0	.0	.0	.0	.0	.0	.0	.0	.0
23.	Fidelity0	.0	.0	.0	.0	.0	.0	.0	.0	.0	.0	.0
24.	Surety0	.0	.0	.0	.0	.0	.0	.0	.0	.0	.0	.0
26.	Burglary and theft0	.0	.0	.0	.0	.0	.0	.0	.0	.0	.0	.0
27.	Boiler and machinery0	.0	.0	.0	.0	.0	.0	.0	.0	.0	.0	.0
28.	Credit0	.0	.0	.0	.0	.0	.0	.0	.0	.0	.0	.0
29.	International0	.0	.0	.0	.0	.0	.0	.0	.0	.0	.0	.0
30.	Warranty0	.0	.0	.0	.0	.0	.0	.0	.0	.0	.0	.0
34.	Aggregate write-ins for other lines of business0	.0	.0	.0	.0	.0	.0	.0	.0	.0	.0	.0
35.	TOTALS (a)	163,555,472	161,276,244	0	81,678,908	81,456,750	91,956,686	120,019,496	3,933,527	4,370,614	9,520,972	24,458,691	3,823,499
DETAILS OF WRITE-INS													
3401.												
3402.												
3403.												
3498.	Summary of remaining write-ins for Line 34 from overflow page0	.0	.0	.0	.0	.0	.0	.0	.0	.0	.0	.0
3499.	Totals (Lines 3401 thru 3403 plus 3498)(Line 34 above)0	.0	.0	.0	.0	.0	.0	.0	.0	.0	.0	.0

(a) Finance and service charges not included in Lines 1 to 35 \$ 790,323
(b) For health business on indicated lines report: Number of persons insured under PPO managed care products 0 and number of persons insured under indemnity only products 0

Schedule F - Part 1 - Assumed Reinsurance

N O N E

Schedule F - Part 2 - Premium Portfolio Reinsurance Effected or (Canceled)

N O N E

ANNUAL STATEMENT FOR THE YEAR 2021 OF THE ALLMERICA FINANCIAL ALLIANCE INSURANCE COMPANY

SCHEDULE F - PART 3

Ceded Reinsurance as of December 31, Current Year (\$000 Omitted)

1 ID Number	2 NAIC Com- pany Code	3 Name of Reinsurer	4 Domiciliary Jurisdiction	5 Special Code	6 Reinsurance Premiums Ceded	Reinsurance Recoverable On									16 Amount in Dispute included in Column 15	Reinsurance Payable		19 Net Amount Recoverable From Reinsurers Cols. 15 - [17 + 18]	20 Funds Held by Company Under Reinsurance Treaties
						7 Paid Losses	8 Paid LAE	9 Known Case Loss Reserves	10 Known Case LAE Reserves	11 IBNR Loss Reserves	12 IBNR LAE Reserves	13 Unearned Premiums	14 Contingent Commis- sions	15 Columns 7 through 14 Totals		17 Ceded Balances Payable	18 Other Amounts Due to Reinsurers		
13-5129825	22292	THE HANOVER INSURANCE COMPANY	NH		163,555	0	0	74,325	559	45,695	11,275	81,679	0	213,533	0	0	0	213,533	0
0399999. Total Authorized - Affiliates - U.S. Non-Pool - Other					163,555	0	0	74,325	559	45,695	11,275	81,679	0	213,533	0	0	0	213,533	0
0499999. Total Authorized - Affiliates - U.S. Non-Pool					163,555	0	0	74,325	559	45,695	11,275	81,679	0	213,533	0	0	0	213,533	0
0799999. Total Authorized - Affiliates - Other (Non-U.S.)					0	0	0	0	0	0	0	0	0	0	0	0	0	0	0
0899999. Total Authorized - Affiliates					163,555	0	0	74,325	559	45,695	11,275	81,679	0	213,533	0	0	0	213,533	0
1499999. Total Authorized Excluding Protected Cells (Sum of 0899999, 0999999, 1099999, 1199999 and 1299999)					163,555	0	0	74,325	559	45,695	11,275	81,679	0	213,533	0	0	0	213,533	0
1899999. Total Unauthorized - Affiliates - U.S. Non-Pool					0	0	0	0	0	0	0	0	0	0	0	0	0	0	0
2199999. Total Unauthorized - Affiliates - Other (Non-U.S.)					0	0	0	0	0	0	0	0	0	0	0	0	0	0	0
2299999. Total Unauthorized - Affiliates					0	0	0	0	0	0	0	0	0	0	0	0	0	0	0
2899999. Total Unauthorized Excluding Protected Cells (Sum of 2299999, 2399999, 2499999, 2599999 and 2699999)					0	0	0	0	0	0	0	0	0	0	0	0	0	0	0
3299999. Total Certified - Affiliates - U.S. Non-Pool					0	0	0	0	0	0	0	0	0	0	0	0	0	0	0
3599999. Total Certified - Affiliates - Other (Non-U.S.)					0	0	0	0	0	0	0	0	0	0	0	0	0	0	0
3699999. Total Certified - Affiliates					0	0	0	0	0	0	0	0	0	0	0	0	0	0	0
4299999. Total Certified Excluding Protected Cells (Sum of 3699999, 3799999, 3899999, 3999999 and 4099999)					0	0	0	0	0	0	0	0	0	0	0	0	0	0	0
4699999. Total Reciprocal Jurisdiction - Affiliates - U.S. Non-Pool					0	0	0	0	0	0	0	0	0	0	0	0	0	0	0
4999999. Total Reciprocal Jurisdiction - Affiliates - Other (Non-U.S.)					0	0	0	0	0	0	0	0	0	0	0	0	0	0	0
5099999. Total Reciprocal Jurisdiction - Affiliates					0	0	0	0	0	0	0	0	0	0	0	0	0	0	0
5699999. Total Reciprocal Jurisdiction Excluding Protected Cells (Sum of 5099999, 5199999, 5299999, 5399999 and 5499999)					0	0	0	0	0	0	0	0	0	0	0	0	0	0	0
5799999. Total Authorized, Unauthorized, Reciprocal Jurisdiction and Certified Excluding Protected Cells (Sum of 1499999, 2899999, 4299999 and 5699999)					163,555	0	0	74,325	559	45,695	11,275	81,679	0	213,533	0	0	0	213,533	0
5899999. Total Protected Cells (Sum of 1399999, 2799999, 4199999 and 5599999)					0	0	0	0	0	0	0	0	0	0	0	0	0	0	0
9999999 Totals					163,555	0	0	74,325	559	45,695	11,275	81,679	0	213,533	0	0	0	213,533	0

ANNUAL STATEMENT FOR THE YEAR 2021 OF THE ALLMERICA FINANCIAL ALLIANCE INSURANCE COMPANY

SCHEDULE F - PART 3 (Continued)

Ceded Reinsurance as of December 31, Current Year (\$000 Omitted)
(Credit Risk)

ID Number From Col. 1	Name of Reinsurer From Col. 3	Collateral				25	26	27	Ceded Reinsurance Credit Risk								
		21	22	23	24				28	29	30	31	32	33	34	35	36
		Multiple Beneficiary Trusts	Letters of Credit	Issuing or Confirming Bank Reference Number	Single Beneficiary Trusts & Other Allowable Collateral	Total Funds Held, Payables & Collateral	Net Recoverable Net of Funds Held & Collateral	Applicable Sch. F Penalty (Col. 78)	Total Amount Recoverable from Reinsurers Less Penalty (Cols. 15-27)	Stressed Recoverable (Col. 28 * 120%)	Reinsurance Payable & Funds Held (Cols. 17+18+20; but not in excess of Col. 29)	Stressed Net Recoverable (Cols. 29-30)	Total Collateral (Cols. 21+22 + 24, not in Excess of Col. 31)	Stressed Net Recoverable Net of Collateral Offsets (Cols. 31-32)	Reinsurer Designation Equivalent	Credit Risk on Collateralized Recoverables (Col. 32 * Factor Applicable to Reinsurer Designation Equivalent in Col. 34)	Credit Risk on Un- collateralized Recoverables (Col. 33 * Factor Applicable to Reinsurer Designation Equivalent in Col. 34)
13-5129825	THE HANOVER INSURANCE COMPANY	0	0		0	0	213,533	0	XXX	XXX	XXX	XXX	XXX	XXX	XXX	XXX	XXX
0399999	Total Authorized - Affiliates - U.S. Non-Pool - Other	0	0	XXX	0	0	213,533	0	XXX	XXX	XXX	XXX	XXX	XXX	XXX	XXX	XXX
0499999	Total Authorized - Affiliates - U.S. Non-Pool	0	0	XXX	0	0	213,533	0	XXX	XXX	XXX	XXX	XXX	XXX	XXX	XXX	XXX
0799999	Total Authorized - Affiliates - Other (Non-U.S.)	0	0	XXX	0	0	0	0	0	0	0	0	0	0	XXX	0	0
0899999	Total Authorized - Affiliates	0	0	XXX	0	0	213,533	0	0	0	0	0	0	0	XXX	0	0
1499999	Total Authorized Excluding Protected Cells (Sum of 0899999, 0999999, 1099999, 1199999 and 1299999)	0	0	XXX	0	0	213,533	0	0	0	0	0	0	0	XXX	0	0
1899999	Total Unauthorized - Affiliates - U.S. Non-Pool	0	0	XXX	0	0	0	0	XXX	XXX	XXX	XXX	XXX	XXX	XXX	XXX	XXX
2199999	Total Unauthorized - Affiliates - Other (Non-U.S.)	0	0	XXX	0	0	0	0	0	0	0	0	0	0	XXX	0	0
2299999	Total Unauthorized - Affiliates	0	0	XXX	0	0	0	0	0	0	0	0	0	0	XXX	0	0
2899999	Total Unauthorized Excluding Protected Cells (Sum of 2299999, 2399999, 2499999, 2599999 and 2699999)	0	0	XXX	0	0	0	0	0	0	0	0	0	0	XXX	0	0
3299999	Total Certified - Affiliates - U.S. Non-Pool	0	0	XXX	0	0	0	0	XXX	XXX	XXX	XXX	XXX	XXX	XXX	XXX	XXX
3599999	Total Certified - Affiliates - Other (Non-U.S.)	0	0	XXX	0	0	0	0	0	0	0	0	0	0	XXX	0	0
3699999	Total Certified - Affiliates	0	0	XXX	0	0	0	0	0	0	0	0	0	0	XXX	0	0
4299999	Total Certified Excluding Protected Cells (Sum of 3699999, 3799999, 3899999, 3999999 and 4099999)	0	0	XXX	0	0	0	0	0	0	0	0	0	0	XXX	0	0
4699999	Total Reciprocal Jurisdiction - Affiliates - U.S. Non-Pool	0	0	XXX	0	0	0	0	XXX	XXX	XXX	XXX	XXX	XXX	XXX	XXX	XXX
4999999	Total Reciprocal Jurisdiction - Affiliates - Other (Non- U.S.)	0	0	XXX	0	0	0	0	0	0	0	0	0	0	XXX	0	0
5099999	Total Reciprocal Jurisdiction - Affiliates	0	0	XXX	0	0	0	0	0	0	0	0	0	0	XXX	0	0
5699999	Total Reciprocal Jurisdiction Excluding Protected Cells (Sum of 5099999, 5199999, 5299999, 5399999 and 5499999)	0	0	XXX	0	0	0	0	0	0	0	0	0	0	XXX	0	0
5799999	Total Authorized, Unauthorized, Reciprocal Jurisdiction and Certified Excluding Protected Cells (Sum of 1499999, 2899999, 4299999 and 5699999)	0	0	XXX	0	0	213,533	0	0	0	0	0	0	0	XXX	0	0
5899999	Total Protected Cells (Sum of 1399999, 2799999, 4199999 and 5599999)	0	0	XXX	0	0	0	0	XXX	XXX	XXX	XXX	XXX	XXX	XXX	XXX	XXX
9999999	Totals	0	0	XXX	0	0	213,533	0	0	0	0	0	0	0	XXX	0	0

ANNUAL STATEMENT FOR THE YEAR 2021 OF THE ALLMERICA FINANCIAL ALLIANCE INSURANCE COMPANY

SCHEDULE F - PART 3 (Continued)

Ceded Reinsurance as of December 31, Current Year (\$000 Omitted)

(Aging of Ceded Reinsurance)

ID Number From Col. 1	Name of Reinsurer From Col. 3	Reinsurance Recoverable on Paid Losses and Paid Loss Adjustment Expenses							44 Total Recoverable on Paid Losses & LAE Amounts in Dispute Included in Col. 43	45 Recoverable on Paid Losses & LAE Over 90 Days Past Due Amounts Included in Cols. 40 & 41	46 Total Recoverable on Paid Losses & LAE Amounts Not in Dispute (Cols 43-44)	47 Recoverable on Paid Losses & LAE Over 90 Days Past Due Amounts Not in Dispute (Cols. 40 + 41 - 45)	48 Amounts Received Prior 90 Days	49 Percentage Overdue Col. 42/Col. 43	50 Percentage of Amounts More Than 90 Days Overdue Not in Dispute (Col. 47/(Cols. 46+48))	51 Percentage More Than 120 Days Overdue (Col. 41/ Col. 43)	52 Is the Amount in Col. 50 Less Than 20%? (Yes or No)	53 Amounts in Col. 47 for Reinsurers with Values Less Than 20% in Col. 50	
		37 Current	Overdue					43 Total Due Cols. 37+42 (In total should equal Cols. 7+8)											
			38 1 - 29 Days	39 30 - 90 Days	40 91 - 120 Days	41 Over 120 Days	42 Total Overdue Cols. 38+39 +40+41												
13-5129825 ...	THE HANOVER INSURANCE COMPANY	0	0	0	0	0	0	0	0	0	0	0	0	0.0	0.0	0.0	0.0	XXX	0
0399999. Total Authorized - Affiliates - U.S. Non-Pool - Other		0	0	0	0	0	0	0	0	0	0	0	0	0.0	0.0	0.0	0.0	XXX	0
0499999. Total Authorized - Affiliates - U.S. Non-Pool		0	0	0	0	0	0	0	0	0	0	0	0	0.0	0.0	0.0	0.0	XXX	0
0799999. Total Authorized - Affiliates - Other (Non-U.S.)		0	0	0	0	0	0	0	0	0	0	0	0	0.0	0.0	0.0	0.0	XXX	0
0899999. Total Authorized - Affiliates		0	0	0	0	0	0	0	0	0	0	0	0	0.0	0.0	0.0	0.0	XXX	0
1499999. Total Authorized Excluding Protected Cells (Sum of 0899999, 0999999, 1099999, 1199999 and 1299999)		0	0	0	0	0	0	0	0	0	0	0	0	0.0	0.0	0.0	0.0	XXX	0
1899999. Total Unauthorized - Affiliates - U.S. Non-Pool		0	0	0	0	0	0	0	0	0	0	0	0	0.0	0.0	0.0	0.0	XXX	0
2199999. Total Unauthorized - Affiliates - Other (Non-U.S.)		0	0	0	0	0	0	0	0	0	0	0	0	0.0	0.0	0.0	0.0	XXX	0
2299999. Total Unauthorized - Affiliates		0	0	0	0	0	0	0	0	0	0	0	0	0.0	0.0	0.0	0.0	XXX	0
2899999. Total Unauthorized Excluding Protected Cells (Sum of 2299999, 2399999, 2499999, 2599999 and 2699999)		0	0	0	0	0	0	0	0	0	0	0	0	0.0	0.0	0.0	0.0	XXX	0
3299999. Total Certified - Affiliates - U.S. Non-Pool		0	0	0	0	0	0	0	0	0	0	0	0	0.0	0.0	0.0	0.0	XXX	0
3599999. Total Certified - Affiliates - Other (Non-U.S.)		0	0	0	0	0	0	0	0	0	0	0	0	0.0	0.0	0.0	0.0	XXX	0
3699999. Total Certified - Affiliates		0	0	0	0	0	0	0	0	0	0	0	0	0.0	0.0	0.0	0.0	XXX	0
4299999. Total Certified Excluding Protected Cells (Sum of 3699999, 3799999, 3899999, 3999999 and 4099999)		0	0	0	0	0	0	0	0	0	0	0	0	0.0	0.0	0.0	0.0	XXX	0
4699999. Total Reciprocal Jurisdiction - Affiliates - U.S. Non-Pool		0	0	0	0	0	0	0	0	0	0	0	0	0.0	0.0	0.0	0.0	XXX	0
4999999. Total Reciprocal Jurisdiction - Affiliates - Other (Non-U.S.)		0	0	0	0	0	0	0	0	0	0	0	0	0.0	0.0	0.0	0.0	XXX	0
5099999. Total Reciprocal Jurisdiction - Affiliates		0	0	0	0	0	0	0	0	0	0	0	0	0.0	0.0	0.0	0.0	XXX	0
5699999. Total Reciprocal Jurisdiction Excluding Protected Cells (Sum of 5099999, 5199999, 5299999, 5399999 and 5499999)		0	0	0	0	0	0	0	0	0	0	0	0	0.0	0.0	0.0	0.0	XXX	0
5799999. Total Authorized, Unauthorized, Reciprocal Jurisdiction and Certified Excluding Protected Cells (Sum of 1499999, 2899999, 4299999 and 5699999)		0	0	0	0	0	0	0	0	0	0	0	0	0.0	0.0	0.0	0.0	XXX	0
5899999. Total Protected Cells (Sum of 1399999, 2799999, 4199999 and 5599999)		0	0	0	0	0	0	0	0	0	0	0	0	0.0	0.0	0.0	0.0	XXX	0
9999999 Totals		0	0	0	0	0	0	0	0	0	0	0	0	0.0	0.0	0.0	0.0	XXX	0

ANNUAL STATEMENT FOR THE YEAR 2021 OF THE ALLMERICA FINANCIAL ALLIANCE INSURANCE COMPANY

SCHEDULE F - PART 3 (Continued)

Ceded Reinsurance as of December 31, Current Year (\$000 Omitted)
(Provision for Reinsurance for Certified Reinsurers)

ID Number From Col. 1	Name of Reinsurer From Col. 3	Provision for Certified Reinsurance															
		54 Certified Reinsurer Rating (1 through 6)	55 Effective Date of Certified Reinsurer Rating	56 Percent Collateral Required for Full Credit (0% through 100%)	57 Catastrophe Recoverables Qualifying for Collateral Deferral	58 Net Recoverables Subject to Collateral Requirements for Full Credit (Col. 19 - Col. 57)	59 Dollar Amount of Collateral Required (Col. 56 * Col. 58)	60 Percent of Collateral Provided for Net Recoverables Subject to Collateral Requirements ([Col. 20 + Col. 21 + Col. 22 + Col. 24] / Col. 58)	61 Percent Credit Allowed on Net Recoverables Subject to Collateral Requirements (Col. 60 / Col. 56, not to exceed 100%)	62 20% of Recoverable on Paid Losses & LAE Over 90 Days Past Due Amounts in Dispute (Col. 45 * 20%)	63 Amount of Credit Allowed for Net Recoverables (Col. 57 + [Col. 58 * Col. 61])	64 Provision for Reinsurance with Certified Reinsurers Due to Collateral Deficiency (Col. 19 - Col. 63)	65 20% of Recoverable on Paid Losses & LAE Over 90 Days Past Due Amounts Not in Dispute (Col. 47 * 20%)	Complete if Col. 52 = "No"; Otherwise Enter 0			69 Provision for Overdue Reinsurance Ceded to Certified Reinsurers (Greater of [Col. 62 + Col. 65] or Col.68; not to Exceed Col. 63)
														66 Total Collateral Provided (Col. 20 + Col. 21 + Col. 22 + Col. 24, not to Exceed Col. 63)	67 Net Unsecured Recoverable for Which Credit is Allowed (Col. 63 - Col. 66)	68 20% of Amount in Col. 67	
13-5129825	THE HANOVER INSURANCE COMPANY	XXX	XXX	XXX	XXX	XXX	XXX	XXX	XXX	XXX	XXX	XXX	XXX	XXX	XXX	XXX	XXX
0399999	Total Authorized - Affiliates - U.S. Non-Pool - Other			XXX	XXX	XXX	XXX	XXX	XXX	XXX	XXX	XXX	XXX	XXX	XXX	XXX	XXX
0499999	Total Authorized - Affiliates - U.S. Non-Pool			XXX	XXX	XXX	XXX	XXX	XXX	XXX	XXX	XXX	XXX	XXX	XXX	XXX	XXX
0799999	Total Authorized - Affiliates - Other (Non-U.S.)			XXX	XXX	XXX	XXX	XXX	XXX	XXX	XXX	XXX	XXX	XXX	XXX	XXX	XXX
0899999	Total Authorized - Affiliates			XXX	XXX	XXX	XXX	XXX	XXX	XXX	XXX	XXX	XXX	XXX	XXX	XXX	XXX
1499999	Total Authorized Excluding Protected Cells (Sum of 0899999, 0999999, 1099999, 1199999 and 1299999)			XXX	XXX	XXX	XXX	XXX	XXX	XXX	XXX	XXX	XXX	XXX	XXX	XXX	XXX
1899999	Total Unauthorized - Affiliates - U.S. Non-Pool			XXX	XXX	XXX	XXX	XXX	XXX	XXX	XXX	XXX	XXX	XXX	XXX	XXX	XXX
2199999	Total Unauthorized - Affiliates - Other (Non-U.S.)			XXX	XXX	XXX	XXX	XXX	XXX	XXX	XXX	XXX	XXX	XXX	XXX	XXX	XXX
2299999	Total Unauthorized - Affiliates			XXX	XXX	XXX	XXX	XXX	XXX	XXX	XXX	XXX	XXX	XXX	XXX	XXX	XXX
2899999	Total Unauthorized Excluding Protected Cells (Sum of 2299999, 2399999, 2499999, 2599999 and 2699999)			XXX	XXX	XXX	XXX	XXX	XXX	XXX	XXX	XXX	XXX	XXX	XXX	XXX	XXX
3299999	Total Certified - Affiliates - U.S. Non-Pool			XXX	0	0	0	XXX	XXX	0	0	0	0	0	0	0	0
3599999	Total Certified - Affiliates - Other (Non-U.S.)			XXX	0	0	0	XXX	XXX	0	0	0	0	0	0	0	0
3699999	Total Certified - Affiliates			XXX	0	0	0	XXX	XXX	0	0	0	0	0	0	0	0
4299999	Total Certified Excluding Protected Cells (Sum of 3699999, 3799999, 3899999, 3999999 and 4099999)			XXX	0	0	0	XXX	XXX	0	0	0	0	0	0	0	0
4699999	Total Reciprocal Jurisdiction - Affiliates - U.S. Non-Pool			XXX	XXX	XXX	XXX	XXX	XXX	XXX	XXX	XXX	XXX	XXX	XXX	XXX	XXX
4999999	Total Reciprocal Jurisdiction - Affiliates - Other (Non-U.S.)			XXX	XXX	XXX	XXX	XXX	XXX	XXX	XXX	XXX	XXX	XXX	XXX	XXX	XXX
5099999	Total Reciprocal Jurisdiction - Affiliates			XXX	XXX	XXX	XXX	XXX	XXX	XXX	XXX	XXX	XXX	XXX	XXX	XXX	XXX
5699999	Total Reciprocal Jurisdiction Excluding Protected Cells (Sum of 5099999, 5199999, 5299999, 5399999 and 5499999)			XXX	XXX	XXX	XXX	XXX	XXX	XXX	XXX	XXX	XXX	XXX	XXX	XXX	XXX
5799999	Total Authorized, Unauthorized, Reciprocal Jurisdiction and Certified Excluding Protected Cells (Sum of 1499999, 2899999, 4299999 and 5699999)			XXX	0	0	0	XXX	XXX	0	0	0	0	0	0	0	0
5899999	Total Protected Cells (Sum of 1399999, 2799999, 4199999 and 5599999)			XXX	0	0	0	XXX	XXX	0	0	0	0	0	0	0	0
9999999	Totals			XXX	0	0	0	XXX	XXX	0	0	0	0	0	0	0	0

ANNUAL STATEMENT FOR THE YEAR 2021 OF THE ALLMERICA FINANCIAL ALLIANCE INSURANCE COMPANY

SCHEDULE F - PART 3 (Continued)

Ceded Reinsurance as of December 31, Current Year (\$000 Omitted)
(Total Provision for Reinsurance)

ID Number From Col. 1	Name of Reinsurer From Col. 3	70 20% of Recoverable on Paid Losses & LAE Over 90 Days past Due Amounts Not in Dispute (Col. 47 * 20%)	Provision for Unauthorized Reinsurance		Provision for Overdue Authorized and Reciprocal Jurisdiction Reinsurance		Total Provision for Reinsurance			
			71	72	73 Complete if Col. 52 = "Yes"; Otherwise Enter 0 20% of Recoverable on Paid Losses & LAE Over 90 Days Past Due Amounts Not in Dispute + 20% of Amounts in Dispute ([Col. 47 * 20%] + [Col. 45 * 20%])	74 Complete if Col. 52 = "No"; Otherwise Enter 0 Greater of 20% of Net Recoverable Net of Funds Held & Collateral, or 20% of Recoverable on Paid Losses & LAE Over 90 Days Past Due (Greater of Col. 26 * 20% or Cols. [40 + 41] * 20%)	75 Provision for Amounts Ceded to Authorized and Reciprocal Jurisdiction Reinsurers (Cols. 73 + 74)	76 Provision for Amounts Ceded to Unauthorized Reinsurers (Cols. 71 + 72 Not in Excess of Col. 15)	77 Provision for Amounts Ceded to Certified Reinsurers (Cols. 64 + 69)	78 Total Provision for Reinsurance (Cols. 75 + 76 + 77)
13-5129825	THE HANOVER INSURANCE COMPANY	0	XXX	XXX	0	0	0	XXX	XXX	0
0399999	Total Authorized - Affiliates - U.S. Non-Pool - Other	0	XXX	XXX	0	0	0	XXX	XXX	0
0499999	Total Authorized - Affiliates - U.S. Non-Pool	0	XXX	XXX	0	0	0	XXX	XXX	0
0799999	Total Authorized - Affiliates - Other (Non-U.S.)	0	XXX	XXX	0	0	0	XXX	XXX	0
0899999	Total Authorized - Affiliates	0	XXX	XXX	0	0	0	XXX	XXX	0
1499999	Total Authorized Excluding Protected Cells (Sum of 0899999, 0999999, 1099999, 1199999 and 1299999)	0	XXX	XXX	0	0	0	XXX	XXX	0
1899999	Total Unauthorized - Affiliates - U.S. Non-Pool	0	0	0	XXX	XXX	XXX	0	XXX	0
2199999	Total Unauthorized - Affiliates - Other (Non-U.S.)	0	0	0	XXX	XXX	XXX	0	XXX	0
2299999	Total Unauthorized - Affiliates	0	0	0	XXX	XXX	XXX	0	XXX	0
2899999	Total Unauthorized Excluding Protected Cells (Sum of 2299999, 2399999, 2499999, 2599999 and 2699999)	0	0	0	XXX	XXX	XXX	0	XXX	0
3299999	Total Certified - Affiliates - U.S. Non-Pool	XXX	XXX	XXX	XXX	XXX	XXX	XXX	0	0
3599999	Total Certified - Affiliates - Other (Non-U.S.)	XXX	XXX	XXX	XXX	XXX	XXX	XXX	0	0
3699999	Total Certified - Affiliates	XXX	XXX	XXX	XXX	XXX	XXX	XXX	0	0
4299999	Total Certified Excluding Protected Cells (Sum of 3699999, 3799999, 3899999, 3999999 and 4099999)	XXX	XXX	XXX	XXX	XXX	XXX	XXX	0	0
4699999	Total Reciprocal Jurisdiction - Affiliates - U.S. Non-Pool	0	XXX	XXX	0	0	0	XXX	XXX	0
4999999	Total Reciprocal Jurisdiction - Affiliates - Other (Non-U.S.)	0	XXX	XXX	0	0	0	XXX	XXX	0
5099999	Total Reciprocal Jurisdiction - Affiliates	0	XXX	XXX	0	0	0	XXX	XXX	0
5699999	Total Reciprocal Jurisdiction Excluding Protected Cells (Sum of 5099999, 5199999, 5299999, 5399999 and 5499999)	0	XXX	XXX	0	0	0	XXX	XXX	0
5799999	Total Authorized, Unauthorized, Reciprocal Jurisdiction and Certified Excluding Protected Cells (Sum of 1499999, 2899999, 4299999 and 5699999)	0	0	0	0	0	0	0	0	0
5899999	Total Protected Cells (Sum of 1399999, 2799999, 4199999 and 5599999)	0	0	0	0	0	0	0	0	0
9999999	Totals	0	0	0	0	0	0	0	0	0

ANNUAL STATEMENT FOR THE YEAR 2021 OF THE ALLMERICA FINANCIAL ALLIANCE INSURANCE COMPANY

SCHEDULE F - PART 4

Issuing or Confirming Banks for Letters of Credit from Schedule F, Part 3 (\$000 Omitted)

1 Issuing or Confirming Bank Reference Number Used in Col. 23 of Sch F Part 3	2 Letters of Credit Code	3 American Bankers Association (ABA) Routing Number	4 Issuing or Confirming Bank Name	5 Letters of Credit Amount
			NONE	
Total				

ANNUAL STATEMENT FOR THE YEAR 2021 OF THE ALLMERICA FINANCIAL ALLIANCE INSURANCE COMPANY

SCHEDULE F - PART 5

Interrogatories for Schedule F, Part 3 (000 Omitted)

A. Report the five largest provisional commission rates included in the cedant's reinsurance treaties. The commission rate to be reported is by contract with ceded premium in excess of \$50,000:

	1	2	3
	Name of Reinsurer	Commission Rate	Ceded Premium
1.		0.000	0
2.		0.000	0
3.		0.000	0
4.		0.000	0
5.		0.000	0

B. Report the five largest reinsurance recoverables reported in Schedule F, Part 3, Column 15, due from any one reinsurer (based on the total recoverables, Schedule F, Part 3,Line 9999999, Column 15), the amount of ceded premium, and indicate whether the recoverables are due from an affiliated insurer.

	1	2	3	4
	Name of Reinsurer	Total Recoverables	Ceded Premiums	Affiliated
6.	THE HANOVER INSURANCE COMPANY	213,533	163,555	Yes [X] No []
7.		0	0	Yes [] No []
8.		0	0	Yes [] No []
9.		0	0	Yes [] No []
10.		0	0	Yes [] No []

NOTE: Disclosure of the five largest provisional commission rates should exclude mandatory pools and joint underwriting associations.

SCHEDULE F - PART 6

Restatement of Balance Sheet to Identify Net Credit for Reinsurance

	1 As Reported (Net of Ceded)	2 Restatement Adjustments	3 Restated (Gross of Ceded)
ASSETS (Page 2, Col. 3)			
1. Cash and invested assets (Line 12)	19,898,222	0	19,898,222
2. Premiums and considerations (Line 15)	0	0	0
3. Reinsurance recoverable on loss and loss adjustment expense payments (Line 16.1)	0	0	0
4. Funds held by or deposited with reinsured companies (Line 16.2)	0	0	0
5. Other assets	146,496	0	146,496
6. Net amount recoverable from reinsurers	0	213,533,000	213,533,000
7. Protected cell assets (Line 27)	0	0	0
8. Totals (Line 28)	20,044,718	213,533,000	233,577,718
LIABILITIES (Page 3)			
9. Losses and loss adjustment expenses (Lines 1 through 3)	0	131,854,000	131,854,000
10. Taxes, expenses, and other obligations (Lines 4 through 8)	17,387	0	17,387
11. Unearned premiums (Line 9)	0	81,679,000	81,679,000
12. Advance premiums (Line 10)	0	0	0
13. Dividends declared and unpaid (Line 11.1 and 11.2)	0	0	0
14. Ceded reinsurance premiums payable (net of ceding commissions (Line 12)	0	0	0
15. Funds held by company under reinsurance treaties (Line 13)	0	0	0
16. Amounts withheld or retained by company for account of others (Line 14)	0	0	0
17. Provision for reinsurance (Line 16)	0	0	0
18. Other liabilities	1,773	0	1,773
19. Total liabilities excluding protected cell business (Line 26)	19,160	213,533,000	213,552,160
20. Protected cell liabilities (Line 27)	0	0	0
21. Surplus as regards policyholders (Line 37)	20,025,558	XXX	20,025,558
22. Totals (Line 38)	20,044,718	213,533,000	233,577,718

NOTE: Is the restatement of this exhibit the result of grossing up balances ceded to affiliates under 100 percent reinsurance or pooling arrangements? Yes [X] No []

If yes, give full explanation: The Company ceded 100% of its insurance business to The Hanover Insurance Company, an affiliated insurer.

Schedule H - Part 1 - Analysis of Underwriting Operations

N O N E

Schedule H - Part 2 - Reserves and Liabilities

N O N E

Schedule H - Part 3 - Test of Prior Year's Claim Reserves and Liabilities

N O N E

Schedule H - Part 4 - Reinsurance

N O N E

Schedule H - Part 5 - Health Claims

N O N E

ANNUAL STATEMENT FOR THE YEAR 2021 OF THE ALLMERICA FINANCIAL ALLIANCE INSURANCE COMPANY

SCHEDULE P - PART 1A - HOMEOWNERS/FARMOWNERS

(\$000 OMITTED)

Years in Which Premiums Were Earned and Losses Were Incurred	Premiums Earned			Loss and Loss Expense Payments								12
	1 Direct and Assumed	2 Ceded	3 Net (1 - 2)	Loss Payments		Defense and Cost Containment Payments		Adjusting and Other Payments		10 Salvage and Subrogation Received	11 Total Net Paid Cols (4 - 5 + 6 - 7 + 8 - 9)	Number of Claims Reported Direct and Assumed
				4	5	6	7	8	9			
				Direct and Assumed	Ceded	Direct and Assumed	Ceded	Direct and Assumed	Ceded			
1. Prior.....	XXX	XXX	XXX									XXX
2. 2012.....												
3. 2013.....												
4. 2014.....												
5. 2015.....												
6. 2016.....												
7. 2017.....												
8. 2018.....												
9. 2019.....												
10. 2020.....												
11. 2021.....												
12. Totals	XXX	XXX	XXX									XXX

NONE

	Losses Unpaid				Defense and Cost Containment Unpaid				Adjusting and Other Unpaid		23	24	25
	Case Basis		Bulk + IBNR		Case Basis		Bulk + IBNR						
	13	14	15	16	17	18	19	20	21	22			
	Direct and Assumed	Ceded	Direct and Assumed	Ceded	Direct and Assumed	Ceded	Direct and Assumed	Ceded	Direct and Assumed	Ceded			
1. Prior.....													
2. 2012.....													
3. 2013.....													
4. 2014.....													
5. 2015.....													
6. 2016.....													
7. 2017.....													
8. 2018.....													
9. 2019.....													
10. 2020.....													
11. 2021.....													
12. Totals													

NONE

	Total Losses and Loss Expenses Incurred			Loss and Loss Expense Percentage (Incurred /Premiums Earned)			Nontabular Discount		34 Inter-Company Pooling Participation Percentage	Net Balance Sheet Reserves After Discount	
	26	27	28	29	30	31	32	33		35	36
	Direct and Assumed	Ceded	Net	Direct and Assumed	Ceded	Net	Loss	Loss Expense		Losses Unpaid	Loss Expenses Unpaid
1. Prior.....	XXX	XXX	XXX	XXX	XXX	XXX			XXX		
2. 2012.....											
3. 2013.....											
4. 2014.....											
5. 2015.....											
6. 2016.....											
7. 2017.....											
8. 2018.....											
9. 2019.....											
10. 2020.....											
11. 2021.....											
12. Totals	XXX	XXX	XXX	XXX	XXX	XXX			XXX		

NONE

ANNUAL STATEMENT FOR THE YEAR 2021 OF THE ALLMERICA FINANCIAL ALLIANCE INSURANCE COMPANY

SCHEDULE P - PART 1B - PRIVATE PASSENGER AUTO LIABILITY/MEDICAL

(\$000 OMITTED)

Years in Which Premiums Were Earned and Losses Were Incurred	Premiums Earned			Loss and Loss Expense Payments								12
	1 Direct and Assumed	2 Ceded	3 Net (1 - 2)	Loss Payments		Defense and Cost Containment Payments		Adjusting and Other Payments		10 Salvage and Subrogation Received	11 Total Net Paid Cols (4 - 5 + 6 - 7 + 8 - 9)	Number of Claims Reported Direct and Assumed
				4 Direct and Assumed	5 Ceded	6 Direct and Assumed	7 Ceded	8 Direct and Assumed	9 Ceded			
1. Prior.....	XXX	XXX	XXX	32	32	14	14	5	5	0	0	XXX
2. 2012.....	70,589	70,589	0	53,665	53,665	2,668	2,668	7,777	7,777	0	0	11,909
3. 2013.....	69,512	69,512	0	52,673	52,673	2,396	2,396	6,921	6,921	0	0	11,521
4. 2014.....	65,339	65,339	0	46,798	46,798	2,196	2,196	6,408	6,408	0	0	10,276
5. 2015.....	67,500	67,500	0	47,519	47,519	2,598	2,598	5,906	5,906	0	0	10,111
6. 2016.....	72,422	72,422	0	54,347	54,347	3,004	3,004	6,391	6,391	0	0	10,524
7. 2017.....	77,748	77,748	0	55,031	55,031	2,883	2,883	7,092	7,092	0	0	10,572
8. 2018.....	82,703	82,703	0	52,267	52,267	2,544	2,544	6,522	6,522	0	0	10,330
9. 2019.....	84,895	84,895	0	41,625	41,625	1,520	1,520	6,440	6,440	0	0	9,649
10. 2020.....	81,051	81,051	0	22,736	22,736	484	484	4,962	4,962	0	0	5,627
11. 2021.....	79,451	79,451	0	11,675	11,675	112	112	4,214	4,214	0	0	4,846
12. Totals	XXX	XXX	XXX	438,368	438,368	20,420	20,420	62,636	62,636	0	0	XXX

	Losses Unpaid				Defense and Cost Containment Unpaid				Adjusting and Other Unpaid		23	24	25
	Case Basis		Bulk + IBNR		Case Basis		Bulk + IBNR						
	13	14	15	16	17	18	19	20	21	22			
	Direct and Assumed	Ceded	Direct and Assumed	Ceded	Direct and Assumed	Ceded	Direct and Assumed	Ceded	Direct and Assumed	Ceded			
1. Prior.....	232	232	104	104	0	0	7	7	5	5	0	0	7
2. 2012.....	11	11	1	1	0	0	10	10	1	1	0	0	1
3. 2013.....	74	74	20	20	0	0	10	10	4	4	0	0	6
4. 2014.....	405	405	12	12	2	2	19	19	6	6	0	0	8
5. 2015.....	1,284	1,284	94	94	0	0	30	30	8	8	0	0	11
6. 2016.....	3,416	3,416	253	253	10	10	109	109	29	29	0	0	42
7. 2017.....	7,438	7,438	584	584	42	42	271	271	63	63	0	0	91
8. 2018.....	11,565	11,565	1,765	1,765	121	121	783	783	97	97	0	0	141
9. 2019.....	11,591	11,591	3,594	3,594	152	152	1,417	1,417	158	158	0	0	230
10. 2020.....	10,398	10,398	12,423	12,423	109	109	1,889	1,889	188	188	0	0	273
11. 2021.....	13,410	13,410	21,005	21,005	101	101	2,591	2,591	868	868	0	0	1,261
12. Totals	59,824	59,824	39,855	39,855	538	538	7,134	7,134	1,425	1,425	0	0	2,071

	Total Losses and Loss Expenses Incurred			Loss and Loss Expense Percentage (Incurred /Premiums Earned)			Nontabular Discount		34	Net Balance Sheet Reserves After Discount	
	26	27	28	29	30	31	32	33	Inter- Company Pooling Participation Percentage	35	36
	Direct and Assumed	Ceded	Net	Direct and Assumed	Ceded	Net	Loss	Loss Expense		Losses Unpaid	Loss Expenses Unpaid
1. Prior.....	XXX	XXX	XXX	XXX	XXX	XXX	0	0	XXX	0	0
2. 2012.....	64,132	64,132	0	90.9	90.9	0.0	0	0	0.0	0	0
3. 2013.....	62,098	62,098	0	89.3	89.3	0.0	0	0	0.0	0	0
4. 2014.....	55,845	55,845	0	85.5	85.5	0.0	0	0	0.0	0	0
5. 2015.....	57,438	57,438	0	85.1	85.1	0.0	0	0	0.0	0	0
6. 2016.....	67,559	67,559	0	93.3	93.3	0.0	0	0	0.0	0	0
7. 2017.....	73,403	73,403	0	94.4	94.4	0.0	0	0	0.0	0	0
8. 2018.....	75,664	75,664	0	91.5	91.5	0.0	0	0	0.0	0	0
9. 2019.....	66,497	66,497	0	78.3	78.3	0.0	0	0	0.0	0	0
10. 2020.....	53,188	53,188	0	65.6	65.6	0.0	0	0	0.0	0	0
11. 2021.....	53,976	53,976	0	67.9	67.9	0.0	0	0	0.0	0	0
12. Totals	XXX	XXX	XXX	XXX	XXX	XXX	0	0	XXX	0	0

ANNUAL STATEMENT FOR THE YEAR 2021 OF THE ALLMERICA FINANCIAL ALLIANCE INSURANCE COMPANY

SCHEDULE P - PART 1C - COMMERCIAL AUTO/TRUCK LIABILITY/MEDICAL

(\$000 OMITTED)

Years in Which Premiums Were Earned and Losses Were Incurred	Premiums Earned			Loss and Loss Expense Payments								12
	1 Direct and Assumed	2 Ceded	3 Net (1 - 2)	Loss Payments		Defense and Cost Containment Payments		Adjusting and Other Payments		10 Salvage and Subrogation Received	11 Total Net Paid Cols (4 - 5 + 6 - 7 + 8 - 9)	Number of Claims Reported Direct and Assumed
				4 Direct and Assumed	5 Ceded	6 Direct and Assumed	7 Ceded	8 Direct and Assumed	9 Ceded			
1. Prior.....	XXX	XXX	XXX	0	0	0	0	0	0	0	0	XXX
2. 2012.....	0	0	0	0	0	0	0	0	0	0	0	0
3. 2013.....	0	0	0	0	0	0	0	0	0	0	0	0
4. 2014.....	0	0	0	0	0	0	0	0	0	0	0	0
5. 2015.....	0	0	0	0	0	0	0	0	0	0	0	0
6. 2016.....	0	0	0	0	0	0	0	0	0	0	0	0
7. 2017.....	0	0	0	0	0	0	0	0	0	0	0	0
8. 2018.....	0	0	0	0	0	0	0	0	0	0	0	0
9. 2019.....	0	0	0	0	0	0	0	0	0	0	0	0
10. 2020.....	0	0	0	0	0	0	0	0	0	0	0	0
11. 2021.....	0	0	0	0	0	0	0	0	0	0	0	0
12. Totals	XXX	XXX	XXX	0	0	0	0	0	0	0	0	XXX

	Losses Unpaid				Defense and Cost Containment Unpaid				Adjusting and Other Unpaid		23	24	25
	Case Basis		Bulk + IBNR		Case Basis		Bulk + IBNR						
	13	14	15	16	17	18	19	20	21	22			
	Direct and Assumed	Ceded	Direct and Assumed	Ceded	Direct and Assumed	Ceded	Direct and Assumed	Ceded	Direct and Assumed	Ceded			
1. Prior.....	0	0	0	0	0	0	0	0	0	0	0	0	0
2. 2012.....	0	0	0	0	0	0	0	0	0	0	0	0	0
3. 2013.....	0	0	0	0	0	0	0	0	0	0	0	0	0
4. 2014.....	0	0	0	0	0	0	0	0	0	0	0	0	0
5. 2015.....	0	0	0	0	0	0	0	0	0	0	0	0	0
6. 2016.....	0	0	0	0	0	0	0	0	0	0	0	0	0
7. 2017.....	0	0	0	0	0	0	0	0	0	0	0	0	0
8. 2018.....	0	0	0	0	0	0	0	0	0	0	0	0	0
9. 2019.....	0	0	0	0	0	0	0	0	0	0	0	0	0
10. 2020.....	0	0	0	0	0	0	0	0	0	0	0	0	0
11. 2021.....	0	0	0	0	0	0	0	0	0	0	0	0	0
12. Totals	0	0	0	0	0	0	0	0	0	0	0	0	0

	Total Losses and Loss Expenses Incurred			Loss and Loss Expense Percentage (Incurred /Premiums Earned)			Nontabular Discount		34 Inter-Company Pooling Participation Percentage	Net Balance Sheet Reserves After Discount	
	26	27	28	29	30	31	32	33		35	36
	Direct and Assumed	Ceded	Net	Direct and Assumed	Ceded	Net	Loss	Loss Expense		Losses Unpaid	Loss Expenses Unpaid
1. Prior.....	XXX	XXX	XXX	XXX	XXX	XXX	0	0	XXX	0	0
2. 2012.....	0	0	0	0.0	0.0	0.0	0	0	0.0	0	0
3. 2013.....	0	0	0	0.0	0.0	0.0	0	0	0.0	0	0
4. 2014.....	0	0	0	0.0	0.0	0.0	0	0	0.0	0	0
5. 2015.....	0	0	0	0.0	0.0	0.0	0	0	0.0	0	0
6. 2016.....	0	0	0	0.0	0.0	0.0	0	0	0.0	0	0
7. 2017.....	0	0	0	0.0	0.0	0.0	0	0	0.0	0	0
8. 2018.....	0	0	0	0.0	0.0	0.0	0	0	0.0	0	0
9. 2019.....	0	0	0	0.0	0.0	0.0	0	0	0.0	0	0
10. 2020.....	0	0	0	0.0	0.0	0.0	0	0	0.0	0	0
11. 2021.....	0	0	0	0.0	0.0	0.0	0	0	0.0	0	0
12. Totals	XXX	XXX	XXX	XXX	XXX	XXX	0	0	XXX	0	0

ANNUAL STATEMENT FOR THE YEAR 2021 OF THE ALLMERICA FINANCIAL ALLIANCE INSURANCE COMPANY

SCHEDULE P - PART 1D - WORKERS' COMPENSATION
(EXCLUDING EXCESS WORKERS' COMPENSATION)

(\$000 OMITTED)

Years in Which Premiums Were Earned and Losses Were Incurred	Premiums Earned			Loss and Loss Expense Payments								12
	1 Direct and Assumed	2 Ceded	3 Net (1 - 2)	Loss Payments		Defense and Cost Containment Payments		Adjusting and Other Payments		10 Salvage and Subrogation Received	11 Total Net Paid Cols (4 - 5 + 6 - 7 + 8 - 9)	Number of Claims Reported Direct and Assumed
				4 Direct and Assumed	5 Ceded	6 Direct and Assumed	7 Ceded	8 Direct and Assumed	9 Ceded			
1. Prior.....	XXX	XXX	XXX	43	43	19	19	7	7	0	0	XXX
2. 2012.....	0	0	0	0	0	0	0	0	0	0	0	0
3. 2013.....	55	55	0	3	3	0	0	12	12	0	0	6
4. 2014.....	421	421	0	80	80	5	5	41	41	0	0	42
5. 2015.....	1,817	1,817	0	164	164	29	29	132	132	0	0	125
6. 2016.....	3,731	3,731	0	742	742	85	85	254	254	0	0	239
7. 2017.....	5,855	5,855	0	1,063	1,063	183	183	341	341	0	0	317
8. 2018.....	9,448	9,448	0	1,980	1,980	242	242	516	516	0	0	555
9. 2019.....	14,569	14,569	0	3,695	3,695	285	285	719	719	0	0	725
10. 2020.....	18,113	18,113	0	3,835	3,835	291	291	735	735	0	0	662
11. 2021.....	20,489	20,489	0	1,797	1,797	117	117	788	788	0	0	808
12. Totals	XXX	XXX	XXX	13,401	13,401	1,256	1,256	3,544	3,544	0	0	XXX

	Losses Unpaid				Defense and Cost Containment Unpaid				Adjusting and Other Unpaid		23	24	25
	Case Basis		Bulk + IBNR		Case Basis		Bulk + IBNR				Salvage and Subrogation Anticipated	Total Net Losses and Expenses Unpaid	Number of Claims Outstanding Direct and Assumed
	13	14	15	16	17	18	19	20	21	22			
	Direct and Assumed	Ceded	Direct and Assumed	Ceded	Direct and Assumed	Ceded	Direct and Assumed	Ceded	Direct and Assumed	Ceded			
1. Prior.....	983	983	87	87	0	0	8	8	150	150	0	0	174
2. 2012.....	0	0	0	0	0	0	0	0	0	0	0	0	0
3. 2013.....	0	0	2	2	0	0	0	0	0	0	0	0	0
4. 2014.....	0	0	18	18	0	0	3	3	0	0	0	0	0
5. 2015.....	0	0	80	80	0	0	11	11	0	0	0	0	0
6. 2016.....	0	0	164	164	0	0	28	28	0	0	0	0	0
7. 2017.....	372	372	284	284	0	0	56	56	8	8	0	0	9
8. 2018.....	547	547	476	476	0	0	122	122	15	15	0	0	17
9. 2019.....	3,804	3,804	720	720	0	0	251	251	32	32	0	0	37
10. 2020.....	2,279	2,279	2,205	2,205	15	15	447	447	65	65	0	0	76
11. 2021.....	4,162	4,162	3,069	3,069	7	7	834	834	297	297	0	0	346
12. Totals	12,145	12,145	7,106	7,106	22	22	1,761	1,761	567	567	0	0	659

	Total Losses and Loss Expenses Incurred			Loss and Loss Expense Percentage (Incurred /Premiums Earned)			Nontabular Discount		34	Net Balance Sheet Reserves After Discount	
	26	27	28	29	30	31	32	33	Inter- Company Pooling Participation Percentage	35	36
	Direct and Assumed	Ceded	Net	Direct and Assumed	Ceded	Net	Loss	Loss Expense		Losses Unpaid	Loss Expenses Unpaid
1. Prior.....	XXX	XXX	XXX	XXX	XXX	XXX	0	0	XXX	0	0
2. 2012.....	0	0	0	61,050.0	61,050.0	0.0	0	0	0.0	0	0
3. 2013.....	17	17	0	30.4	30.4	0.0	0	0	0.0	0	0
4. 2014.....	146	146	0	34.6	34.6	0.0	0	0	0.0	0	0
5. 2015.....	417	417	0	22.9	22.9	0.0	0	0	0.0	0	0
6. 2016.....	1,273	1,273	0	34.1	34.1	0.0	0	0	0.0	0	0
7. 2017.....	2,306	2,306	0	39.4	39.4	0.0	0	0	0.0	0	0
8. 2018.....	3,898	3,898	0	41.3	41.3	0.0	0	0	0.0	0	0
9. 2019.....	9,505	9,505	0	65.2	65.2	0.0	0	0	0.0	0	0
10. 2020.....	9,873	9,873	0	54.5	54.5	0.0	0	0	0.0	0	0
11. 2021.....	11,072	11,072	0	54.0	54.0	0.0	0	0	0.0	0	0
12. Totals	XXX	XXX	XXX	XXX	XXX	XXX	0	0	XXX	0	0

Schedule P - Part 1E - Commercial Multiple Peril

N O N E

Schedule P - Part 1F - Section 1 - Medical Professional Liability - Occurrence

N O N E

Schedule P - Part 1F - Section 2 - Medical Professional Liability - Claims-Made

N O N E

Schedule P - Part 1G - Special Liability (Ocean Marine, Aircraft (all perils), Boiler and Machinery)

N O N E

ANNUAL STATEMENT FOR THE YEAR 2021 OF THE ALLMERICA FINANCIAL ALLIANCE INSURANCE COMPANY

SCHEDULE P - PART 1H - SECTION 1 - OTHER LIABILITY - OCCURRENCE

(\$000 OMITTED)

Years in Which Premiums Were Earned and Losses Were Incurred	Premiums Earned			Loss and Loss Expense Payments								12
	1	2	3	Loss Payments		Defense and Cost Containment Payments		Adjusting and Other Payments		10	11	Number of Claims Reported Direct and Assumed
	Direct and Assumed	Ceded	Net (1 - 2)	4 Direct and Assumed	5 Ceded	6 Direct and Assumed	7 Ceded	8 Direct and Assumed	9 Ceded	Salvage and Subrogation Received	Total Net Paid Cols (4 - 5 + 6 - 7 + 8 - 9)	
1. Prior.....	XXX	XXX	XXX	0	0	0	0	0	0	0	0	XXX
2. 2012.....	0	0	0	0	0	0	0	0	0	0	0	0
3. 2013.....	0	0	0	0	0	0	0	0	0	0	0	0
4. 2014.....	0	0	0	0	0	0	0	0	0	0	0	0
5. 2015.....	0	0	0	0	0	0	0	0	0	0	0	0
6. 2016.....	0	0	0	0	0	0	0	0	0	0	0	0
7. 2017.....	0	0	0	0	0	0	0	0	0	0	0	0
8. 2018.....	0	0	0	0	0	0	0	0	0	0	0	0
9. 2019.....	0	0	0	0	0	0	0	0	0	0	0	0
10. 2020.....	0	0	0	0	0	0	0	0	0	0	0	0
11. 2021.....	0	0	0	0	0	0	0	0	0	0	0	0
12. Totals	XXX	XXX	XXX	0	0	0	0	0	0	0	0	XXX

	Losses Unpaid				Defense and Cost Containment Unpaid				Adjusting and Other Unpaid		23	24	25
	Case Basis		Bulk + IBNR		Case Basis		Bulk + IBNR						
	13	14	15	16	17	18	19	20	21	22	Salvage and Subrogation Anticipated	Total Net Losses and Expenses Unpaid	Number of Claims Outstanding Direct and Assumed
	Direct and Assumed	Ceded	Direct and Assumed	Ceded	Direct and Assumed	Ceded	Direct and Assumed	Ceded	Direct and Assumed	Ceded			
1. Prior.....	0	0	0	0	0	0	0	0	0	0	0	0	0
2. 2012.....	0	0	0	0	0	0	0	0	0	0	0	0	0
3. 2013.....	0	0	0	0	0	0	0	0	0	0	0	0	0
4. 2014.....	0	0	0	0	0	0	0	0	0	0	0	0	0
5. 2015.....	0	0	0	0	0	0	0	0	0	0	0	0	0
6. 2016.....	0	0	0	0	0	0	0	0	0	0	0	0	0
7. 2017.....	0	0	0	0	0	0	0	0	0	0	0	0	0
8. 2018.....	0	0	0	0	0	0	0	0	0	0	0	0	0
9. 2019.....	0	0	0	0	0	0	0	0	0	0	0	0	0
10. 2020.....	0	0	0	0	0	0	0	0	0	0	0	0	0
11. 2021.....	0	0	0	0	0	0	0	0	0	0	0	0	0
12. Totals	0	0	0	0	0	0	0	0	0	0	0	0	0

	Total Losses and Loss Expenses Incurred			Loss and Loss Expense Percentage (Incurred /Premiums Earned)			Nontabular Discount		34	Net Balance Sheet Reserves After Discount	
	26	27	28	29	30	31	32	33	Inter- Company Pooling Participation Percentage	35	36
	Direct and Assumed	Ceded	Net	Direct and Assumed	Ceded	Net	Loss	Loss Expense		Losses Unpaid	Loss Expenses Unpaid
1. Prior.....	XXX	XXX	XXX	XXX	XXX	XXX	0	0	XXX	0	0
2. 2012.....	0	0	0	0.0	0.0	0.0	0	0	0.0	0	0
3. 2013.....	0	0	0	0.0	0.0	0.0	0	0	0.0	0	0
4. 2014.....	0	0	0	0.0	0.0	0.0	0	0	0.0	0	0
5. 2015.....	0	0	0	0.0	0.0	0.0	0	0	0.0	0	0
6. 2016.....	0	0	0	0.0	0.0	0.0	0	0	0.0	0	0
7. 2017.....	0	0	0	0.0	0.0	0.0	0	0	0.0	0	0
8. 2018.....	0	0	0	0.0	0.0	0.0	0	0	0.0	0	0
9. 2019.....	0	0	0	0.0	0.0	0.0	0	0	0.0	0	0
10. 2020.....	0	0	0	0.0	0.0	0.0	0	0	0.0	0	0
11. 2021.....	0	0	0	0.0	0.0	0.0	0	0	0.0	0	0
12. Totals	XXX	XXX	XXX	XXX	XXX	XXX	0	0	XXX	0	0

ANNUAL STATEMENT FOR THE YEAR 2021 OF THE ALLMERICA FINANCIAL ALLIANCE INSURANCE COMPANY

SCHEDULE P - PART 1H - SECTION 2 - OTHER LIABILITY - CLAIMS-MADE

(\$000 OMITTED)

Years in Which Premiums Were Earned and Losses Were Incurred	Premiums Earned			Loss and Loss Expense Payments								12
	1	2	3	Loss Payments		Defense and Cost Containment Payments		Adjusting and Other Payments		10	11	Number of Claims Reported Direct and Assumed
				4	5	6	7	8	9			
				Direct and Assumed	Ceded	Direct and Assumed	Ceded	Direct and Assumed	Ceded			
1. Prior.....	XXX	XXX	XXX									XXX
2. 2012.....												
3. 2013.....												
4. 2014.....												
5. 2015.....												
6. 2016.....												
7. 2017.....												
8. 2018.....												
9. 2019.....												
10. 2020.....												
11. 2021.....												
12. Totals	XXX	XXX	XXX									XXX

	Losses Unpaid				Defense and Cost Containment Unpaid				Adjusting and Other Unpaid		23	24	25
	Case Basis		Bulk + IBNR		Case Basis		Bulk + IBNR		Adjusting and Other Unpaid		Salvage and Subrogation Anticipated	Total Net Losses and Expenses Unpaid	Number of Claims Outstanding Direct and Assumed
	13	14	15	16	17	18	19	20	21	22			
	Direct and Assumed	Ceded	Direct and Assumed	Ceded	Direct and Assumed	Ceded	Direct and Assumed	Ceded	Direct and Assumed	Ceded			
1. Prior.....													
2. 2012.....													
3. 2013.....													
4. 2014.....													
5. 2015.....													
6. 2016.....													
7. 2017.....													
8. 2018.....													
9. 2019.....													
10. 2020.....													
11. 2021.....													
12. Totals													

	Total Losses and Loss Expenses Incurred			Loss and Loss Expense Percentage (Incurred /Premiums Earned)			Nontabular Discount		34 Inter-Company Pooling Participation Percentage	Net Balance Sheet Reserves After Discount	
	26	27	28	29	30	31	32	33		35	36
	Direct and Assumed	Ceded	Net	Direct and Assumed	Ceded	Net	Loss	Loss Expense		Losses Unpaid	Loss Expenses Unpaid
1. Prior.....	XXX	XXX	XXX	XXX	XXX	XXX			XXX		
2. 2012.....											
3. 2013.....											
4. 2014.....											
5. 2015.....											
6. 2016.....											
7. 2017.....											
8. 2018.....											
9. 2019.....											
10. 2020.....											
11. 2021.....											
12. Totals	XXX	XXX	XXX	XXX	XXX	XXX			XXX		

ANNUAL STATEMENT FOR THE YEAR 2021 OF THE ALLMERICA FINANCIAL ALLIANCE INSURANCE COMPANY

SCHEDULE P - PART 1I - SPECIAL PROPERTY (FIRE, ALLIED LINES, INLAND MARINE, EARTHQUAKE, BURGLARY AND THEFT)

(\$000 OMITTED)

Years in Which Premiums Were Earned and Losses Were Incurred	Premiums Earned			Loss and Loss Expense Payments								12
	1 Direct and Assumed	2 Ceded	3 Net (1 - 2)	Loss Payments		Defense and Cost Containment Payments		Adjusting and Other Payments		10 Salvage and Subrogation Received	11 Total Net Paid Cols (4 - 5 + 6 - 7 + 8 - 9)	Number of Claims Reported Direct and Assumed
				4	5	6	7	8	9			
				Direct and Assumed	Ceded	Direct and Assumed	Ceded	Direct and Assumed	Ceded			
1. Prior.....	XXX	XXX	XXX00000000	XXX
2. 2020.....00000000000	XXX
3. 2021.....00000000000	XXX
4. Totals.....	XXX	XXX	XXX00000000	XXX

	Losses Unpaid				Defense and Cost Containment Unpaid				Adjusting and Other Unpaid		23	24	25
	Case Basis		Bulk + IBNR		Case Basis		Bulk + IBNR						
	13	14	15	16	17	18	19	20	21	22			
	Direct and Assumed	Ceded	Direct and Assumed	Ceded	Direct and Assumed	Ceded	Direct and Assumed	Ceded	Direct and Assumed	Ceded			
1. Prior	0	0	0	0	0	0	0	0	0	0	0	0	0
2. 2020	0	0	0	0	0	0	0	0	0	0	0	0	0
3. 2021	0	0	0	0	0	0	0	0	0	0	0	0	0
4. Totals	0	0	0	0	0	0	0	0	0	0	0	0	0

	Total Losses and Loss Expenses Incurred			Loss and Loss Expense Percentage (Incurred /Premiums Earned)			Nontabular Discount		34 Inter-Company Pooling Participation Percentage	Net Balance Sheet Reserves After Discount	
	26	27	28	29	30	31	32	33		35	36
	Direct and Assumed	Ceded	Net	Direct and Assumed	Ceded	Net	Loss	Loss Expense		Losses Unpaid	Loss Expenses Unpaid
1. Prior	XXX	XXX	XXX	XXX	XXX	XXX	0	0	XXX	0	0
2. 2020	0	0	0	0.0	0.0	0.0	0	0	0.0	0	0
3. 2021	0	0	0	0.0	0.0	0.0	0	0	0.0	0	0
4. Totals	XXX	XXX	XXX	XXX	XXX	XXX	0	0	XXX	0	0

ANNUAL STATEMENT FOR THE YEAR 2021 OF THE ALLMERICA FINANCIAL ALLIANCE INSURANCE COMPANY

SCHEDULE P - PART 1J - AUTO PHYSICAL DAMAGE

(\$000 OMITTED)

Years in Which Premiums Were Earned and Losses Were Incurred	Premiums Earned			Loss and Loss Expense Payments								12
	1 Direct and Assumed	2 Ceded	3 Net (1 - 2)	Loss Payments		Defense and Cost Containment Payments		Adjusting and Other Payments		10 Salvage and Subrogation Received	11 Total Net Paid Cols (4 - 5 + 6 - 7 + 8 - 9)	Number of Claims Reported Direct and Assumed
				4 Direct and Assumed	5 Ceded	6 Direct and Assumed	7 Ceded	8 Direct and Assumed	9 Ceded			
1. Prior.....	XXX	XXX	XXX	(242)	(242)	0	0	12	12	0	0	XXX
2. 2020.....	62,321	62,321	0	31,757	31,757	5	5	7,582	7,582	0	0	18,826
3. 2021.....	61,336	61,336	0	34,385	34,385	6	6	6,358	6,358	0	0	17,638
4. Totals	XXX	XXX	XXX	65,900	65,900	11	11	13,953	13,953	0	0	XXX

	Losses Unpaid				Defense and Cost Containment Unpaid				Adjusting and Other Unpaid		23	24	25
	Case Basis		Bulk + IBNR		Case Basis		Bulk + IBNR						
	13	14	15	16	17	18	19	20	21	22			
	Direct and Assumed	Ceded	Direct and Assumed	Ceded	Direct and Assumed	Ceded	Direct and Assumed	Ceded	Direct and Assumed	Ceded			
1. Prior	3	3	(87)	(87)	0	0	3	3	1	1	0	0	2
2. 2020	5	5	121	121	0	0	5	5	1	1	0	0	3
3. 2021	2,348	2,348	(1,300)	(1,300)	0	0	59	59	321	321	0	0	1,227
4. Totals	2,355	2,355	(1,266)	(1,266)	0	0	67	67	322	322	0	0	1,232

	Total Losses and Loss Expenses Incurred			Loss and Loss Expense Percentage (Incurred /Premiums Earned)			Nontabular Discount		34 Inter-Company Pooling Participation Percentage	Net Balance Sheet Reserves After Discount	
	26	27	28	29	30	31	32	33		35	36
	Direct and Assumed	Ceded	Net	Direct and Assumed	Ceded	Net	Loss	Loss Expense		Losses Unpaid	Loss Expenses Unpaid
1. Prior.....	XXX	XXX	XXX	XXX	XXX	XXX	0	0	XXX	0	0
2. 2020.....	39,477	39,477	0	63.3	63.3	0.0	0	0	0.0	0	0
3. 2021.....	42,176	42,176	0	68.8	68.8	0.0	0	0	0.0	0	0
4. Totals	XXX	XXX	XXX	XXX	XXX	XXX	0	0	XXX	0	0

Schedule P - Part 1K - Fidelity/Surety

N O N E

Schedule P - Part 1L - Other (Including Credit, Accident and Health)

N O N E

Schedule P - Part 1M - International

N O N E

Schedule P - Part 1N - Reinsurance - Nonproportional Assumed Property

N O N E

Schedule P - Part 1O - Reinsurance - Nonproportional Assumed Liability

N O N E

Schedule P - Part 1P - Reinsurance - Nonproportional Assumed Financial Lines

N O N E

Schedule P - Part 1R - Section 1 - Products Liability - Occurrence

N O N E

Schedule P - Part 1R - Section 2 - Products Liability - Claims-Made

N O N E

Schedule P - Part 1S - Financial Guaranty/Mortgage Guaranty

N O N E

Schedule P - Part 1T - Warranty

N O N E

Schedule P - Part 2A - Homeowners/Farmowners

N O N E

Schedule P - Part 2B - Private Passenger Auto Liability/Medical

N O N E

Schedule P - Part 2C - Commercial Auto/Truck Liability/Medical

N O N E

Schedule P - Part 2D - Workers' Compensation (Excluding Excess Workers' Compensation)

N O N E

Schedule P - Part 2E - Commercial Multiple Peril

N O N E

Schedule P - Part 2F - Section 1 - Medical Professional Liability - Occurrence

N O N E

Schedule P - Part 2F - Section 2 - Medical Professional Liability - Claims-Made

N O N E

Schedule P - Part 2G - Special Liability (Ocean Marine, Aircraft (all perils), Boiler and Machinery)

N O N E

Schedule P - Part 2H - Section 1 - Other Liability - Occurrence

N O N E

Schedule P - Part 2H - Section 2- Other Liability - Claims-Made

N O N E

Schedule P - Part 2I - Special Property

N O N E

Schedule P - Part 2J - Auto Physical Damage

N O N E

Schedule P - Part 2K - Fidelity/Surety

N O N E

Schedule P - Part 2L - Other (Including Credit, Accident and Health)

N O N E

Schedule P - Part 2M - International

N O N E

Schedule P - Part 2N - Reinsurance - Nonproportional Assumed Property

N O N E

Schedule P - Part 2O - Reinsurance - Nonproportional Assumed Liability

N O N E

Schedule P - Part 2P - Reinsurance - Nonproportional Assumed Financial Lines

N O N E

Schedule P - Part 2R - Section 1 - Products Liability - Occurrence

N O N E

Schedule P - Part 2R - Section 2 - Products Liability - Claims-Made

N O N E

Schedule P - Part 2S - Financial Guaranty/Mortgage Guaranty

N O N E

Schedule P - Part 2T - Warranty

N O N E

ANNUAL STATEMENT FOR THE YEAR 2021 OF THE ALLMERICA FINANCIAL ALLIANCE INSURANCE COMPANY

SCHEDULE P - PART 3A - HOMEOWNERS/FARMOWNERS

Years in Which Losses Were Incurred	CUMULATIVE PAID NET LOSSES AND DEFENSE AND COST CONTAINMENT EXPENSES REPORTED AT YEAR END (\$000 OMITTED)										11 Number of Claims Closed With Loss Payment	12 Number of Claims Closed Without Loss Payment
	1	2	3	4	5	6	7	8	9	10		
	2012	2013	2014	2015	2016	2017	2018	2019	2020	2021		
1. Prior.....	.000											
2. 2012.....												
3. 2013.....	XXX											
4. 2014.....	XXX	XXX										
5. 2015.....	XXX	XXX	XXX									
6. 2016.....	XXX	XXX	XXX	XXX								
7. 2017.....	XXX	XXX	XXX	XXX	XXX							
8. 2018.....	XXX	XXX	XXX	XXX	XXX	XXX						
9. 2019.....	XXX	XXX	XXX	XXX	XXX	XXX	XXX					
10. 2020.....	XXX	XXX	XXX	XXX	XXX	XXX	XXX	XXX				
11. 2021.....	XXX	XXX	XXX	XXX	XXX	XXX	XXX	XXX	XXX			

SCHEDULE P - PART 3B - PRIVATE PASSENGER AUTO LIABILITY/MEDICAL

1. Prior.....	.000	.0	.0	.0	.0	.0	.0	.0	.0	.0	.0	1,533	.0
2. 2012.....	.0	.0	.0	.0	.0	.0	.0	.0	.0	.0	.0	8,571	3,337
3. 2013.....	XXX	.0	.0	.0	.0	.0	.0	.0	.0	.0	.0	8,131	3,384
4. 2014.....	XXX	XXX	.0	.0	.0	.0	.0	.0	.0	.0	.0	7,015	3,253
5. 2015.....	XXX	XXX	XXX	.0	.0	.0	.0	.0	.0	.0	.0	7,035	3,065
6. 2016.....	XXX	XXX	XXX	XXX	.0	.0	.0	.0	.0	.0	.0	7,352	3,130
7. 2017.....	XXX	XXX	XXX	XXX	XXX	.0	.0	.0	.0	.0	.0	7,381	3,100
8. 2018.....	XXX	XXX	XXX	XXX	XXX	XXX	.0	.0	.0	.0	.0	7,066	3,123
9. 2019.....	XXX	XXX	XXX	XXX	XXX	XXX	XXX	.0	.0	.0	.0	6,326	3,093
10. 2020.....	XXX	XXX	XXX	XXX	XXX	XXX	XXX	XXX	.0	.0	.0	3,647	1,707
11. 2021.....	XXX	XXX	XXX	XXX	XXX	XXX	XXX	XXX	XXX	.0	.0	2,471	1,114

SCHEDULE P - PART 3C - COMMERCIAL AUTO/TRUCK LIABILITY/MEDICAL

1. Prior.....	.000	.0	.0	.0	.0	.0	.0	.0	.0	.0	.0	24	.0
2. 2012.....	.0	.0	.0	.0	.0	.0	.0	.0	.0	.0	.0	.0	.0
3. 2013.....	XXX	.0	.0	.0	.0	.0	.0	.0	.0	.0	.0	.0	.0
4. 2014.....	XXX	XXX	.0	.0	.0	.0	.0	.0	.0	.0	.0	.0	.0
5. 2015.....	XXX	XXX	XXX	.0	.0	.0	.0	.0	.0	.0	.0	.0	.0
6. 2016.....	XXX	XXX	XXX	XXX	.0	.0	.0	.0	.0	.0	.0	.0	.0
7. 2017.....	XXX	XXX	XXX	XXX	XXX	.0	.0	.0	.0	.0	.0	.0	.0
8. 2018.....	XXX	XXX	XXX	XXX	XXX	XXX	.0	.0	.0	.0	.0	.0	.0
9. 2019.....	XXX	XXX	XXX	XXX	XXX	XXX	XXX	.0	.0	.0	.0	.0	.0
10. 2020.....	XXX	XXX	XXX	XXX	XXX	XXX	XXX	XXX	.0	.0	.0	.0	.0
11. 2021.....	XXX	XXX	XXX	XXX	XXX	XXX	XXX	XXX	XXX	.0	.0	.0	.0

SCHEDULE P - PART 3D - WORKERS' COMPENSATION
(EXCLUDING EXCESS WORKERS' COMPENSATION)

1. Prior.....	.000	.0	.0	.0	.0	.0	.0	.0	.0	.0	.0	302	.0
2. 2012.....	.0	.0	.0	.0	.0	.0	.0	.0	.0	.0	.0	.0	.0
3. 2013.....	XXX	.0	.0	.0	.0	.0	.0	.0	.0	.0	.0	.3	.3
4. 2014.....	XXX	XXX	.0	.0	.0	.0	.0	.0	.0	.0	.0	16	.26
5. 2015.....	XXX	XXX	XXX	.0	.0	.0	.0	.0	.0	.0	.0	41	.84
6. 2016.....	XXX	XXX	XXX	XXX	.0	.0	.0	.0	.0	.0	.0	165	.74
7. 2017.....	XXX	XXX	XXX	XXX	XXX	.0	.0	.0	.0	.0	.0	222	.86
8. 2018.....	XXX	XXX	XXX	XXX	XXX	XXX	.0	.0	.0	.0	.0	326	212
9. 2019.....	XXX	XXX	XXX	XXX	XXX	XXX	XXX	.0	.0	.0	.0	468	220
10. 2020.....	XXX	XXX	XXX	XXX	XXX	XXX	XXX	XXX	.0	.0	.0	379	207
11. 2021.....	XXX	XXX	XXX	XXX	XXX	XXX	XXX	XXX	XXX	.0	.0	274	188

SCHEDULE P - PART 3E - COMMERCIAL MULTIPLE PERIL

1. Prior.....	.000												
2. 2012.....													
3. 2013.....	XXX												
4. 2014.....	XXX	XXX											
5. 2015.....	XXX	XXX	XXX										
6. 2016.....	XXX	XXX	XXX	XXX									
7. 2017.....	XXX	XXX	XXX	XXX	XXX								
8. 2018.....	XXX	XXX	XXX	XXX	XXX	XXX							
9. 2019.....	XXX	XXX	XXX	XXX	XXX	XXX	XXX						
10. 2020.....	XXX	XXX	XXX	XXX	XXX	XXX	XXX	XXX					
11. 2021.....	XXX	XXX	XXX	XXX	XXX	XXX	XXX	XXX	XXX				

Schedule P - Part 3F - Section 1 - Medical Professional Liability - Occurrence

N O N E

Schedule P - Part 3F - Section 2 - Medical Professional Liability - Claims-Made

N O N E

Schedule P - Part 3G - Special Liability

N O N E

Schedule P - Part 3H - Section 1 - Other Liability - Occurrence

N O N E

Schedule P - Part 3H - Section 2 - Other Liability - Claims-Made

N O N E

ANNUAL STATEMENT FOR THE YEAR 2021 OF THE ALLMERICA FINANCIAL ALLIANCE INSURANCE COMPANY

SCHEDULE P - PART 3I - SPECIAL PROPERTY (FIRE, ALLIED LINES, INLAND MARINE, EARTHQUAKE, BURGLARY, AND THEFT)

Years in Which Losses Were Incurred	CUMULATIVE PAID NET LOSSES AND DEFENSE AND COST CONTAINMENT EXPENSES REPORTED AT YEAR END (\$000 OMITTED)										11 Number of Claims Closed With Loss Payment	12 Number of Claims Closed Without Loss Payment
	1	2	3	4	5	6	7	8	9	10		
	2012	2013	2014	2015	2016	2017	2018	2019	2020	2021		
1. Prior	XXX	XXX	XXX	XXX	XXX	XXX	XXX	XXX			XXX	XXX
2. 2020	XXX	XXX	XXX	XXX	XXX	XXX	XXX	XXX			XXX	XXX
3. 2021	XXX	XXX	XXX	XXX	XXX	XXX	XXX	XXX	XXX		XXX	XXX

SCHEDULE P - PART 3J - AUTO PHYSICAL DAMAGE

1. Prior	XXX	XXX	XXX	XXX	XXX	XXX	XXX	.000	.0	.0	.0	.0
2. 2020	XXX	XXX	XXX	XXX	XXX	XXX	XXX	XXX	.0	.0	16,996	1,827
3. 2021	XXX	XXX	XXX	XXX	XXX	XXX	XXX	XXX	XXX	0	14,919	1,492

SCHEDULE P - PART 3K - FIDELITY/SURETY

1. Prior	XXX	XXX	XXX	XXX	XXX	XXX	XXX	XXX			XXX	XXX
2. 2020	XXX	XXX	XXX	XXX	XXX	XXX	XXX	XXX			XXX	XXX
3. 2021	XXX	XXX	XXX	XXX	XXX	XXX	XXX	XXX	XXX		XXX	XXX

SCHEDULE P - PART 3L - OTHER (INCLUDING CREDIT, ACCIDENT AND HEALTH)

1. Prior	XXX	XXX	XXX	XXX	XXX	XXX	XXX	.000			XXX	XXX
2. 2020	XXX	XXX	XXX	XXX	XXX	XXX	XXX	XXX			XXX	XXX
3. 2021	XXX	XXX	XXX	XXX	XXX	XXX	XXX	XXX	XXX		XXX	XXX

SCHEDULE P - PART 3M - INTERNATIONAL

1. Prior	.000										XXX	XXX
2. 2012											XXX	XXX
3. 2013	XXX										XXX	XXX
4. 2014	XXX	XXX									XXX	XXX
5. 2015	XXX	XXX	XXX								XXX	XXX
6. 2016	XXX	XXX	XXX	XXX							XXX	XXX
7. 2017	XXX	XXX	XXX	XXX	XXX						XXX	XXX
8. 2018	XXX	XXX	XXX	XXX	XXX	XXX					XXX	XXX
9. 2019	XXX	XXX	XXX	XXX	XXX	XXX	XXX				XXX	XXX
10. 2020	XXX	XXX	XXX	XXX	XXX	XXX	XXX	XXX			XXX	XXX
11. 2021	XXX	XXX	XXX	XXX	XXX	XXX	XXX	XXX	XXX		XXX	XXX

Schedule P - Part 3N - Reinsurance - Nonproportional Assumed Property

N O N E

Schedule P - Part 3O - Reinsurance - Nonproportional Assumed Liability

N O N E

Schedule P - Part 3P - Reinsurance - Nonproportional Assumed Financial Lines

N O N E

Schedule P - Part 3R - Section 1 - Product Liability - Occurrence

N O N E

Schedule P - Part 3R - Section 2 - Product Liability - Claims-Made

N O N E

Schedule P - Part 3S - Financial Guaranty/Mortgage Guaranty

N O N E

Schedule P - Part 3T - Warranty

N O N E

Schedule P - Part 4A - Homeowners/Farmowners

N O N E

Schedule P - Part 4B - Private Passenger Auto Liability/Medical

N O N E

Schedule P - Part 4C - Commercial Auto/Truck Liability/Medical

N O N E

Schedule P - Part 4D - Workers' Compensation (Excluding Excess Workers' Compensation)

N O N E

Schedule P - Part 4E - Commercial Multiple Peril

N O N E

Schedule P - Part 4F - Section 1 - Medical Professional Liability - Occurrence

N O N E

Schedule P - Part 4F - Section 2 - Medical Professional Liability - Claims-Made

N O N E

Schedule P - Part 4G - Special Liability

N O N E

Schedule P - Part 4H - Section 1 - Other Liability - Occurrence

N O N E

Schedule P - Part 4H - Section 2 - Other Liability - Claims-Made

N O N E

Schedule P - Part 4I - Special Property

N O N E

Schedule P - Part 4J - Auto Physical Damage

N O N E

Schedule P - Part 4K - Fidelity/Surety

N O N E

Schedule P - Part 4L - Other (Including Credit, Accident and Health)

N O N E

Schedule P - Part 4M - International

N O N E

Schedule P - Part 4N - Reinsurance - Nonproportional Assumed Property

N O N E

Schedule P - Part 4O - Reinsurance - Nonproportional Assumed Liability

N O N E

Schedule P - Part 4P - Reinsurance - Nonproportional Assumed Financial Lines

N O N E

Schedule P - Part 4R - Section 1 - Products Liability - Occurrence

N O N E

Schedule P - Part 4R - Section 2 - Products Liability - Claims-Made

N O N E

Schedule P - Part 4S - Financial Guaranty/Mortgage Guaranty

N O N E

Schedule P - Part 4T - Warranty

N O N E

Schedule P - Part 5A - Homeowners/Farmowners - Section 1

N O N E

Schedule P - Part 5A - Homeowners/Farmowners - Section 2

N O N E

Schedule P - Part 5A - Homeowners/Farmowners - Section 3

N O N E

ANNUAL STATEMENT FOR THE YEAR 2021 OF THE ALLMERICA FINANCIAL ALLIANCE INSURANCE COMPANY

SCHEDULE P - PART 5B - PRIVATE PASSENGER AUTO LIABILITY/MEDICAL

SECTION 1

Years in Which Premiums Were Earned and Losses Were Incurred	CUMULATIVE NUMBER OF CLAIMS CLOSED WITH LOSS PAYMENT DIRECT AND ASSUMED AT YEAR END									
	1	2	3	4	5	6	7	8	9	10
	2012	2013	2014	2015	2016	2017	2018	2019	2020	2021
1. Prior.....	3,110	790	374	180	100	43	15	16	6	9
2. 2012.....	5,778	7,794	8,188	8,419	8,508	8,545	8,560	8,569	8,569	8,571
3. 2013.....	XXX	5,459	7,419	7,832	7,999	8,068	8,106	8,122	8,129	8,131
4. 2014.....	XXX	XXX	4,840	6,468	6,772	6,904	6,949	6,983	7,005	7,015
5. 2015.....	XXX	XXX	XXX	4,821	6,522	6,813	6,917	6,971	7,015	7,035
6. 2016.....	XXX	XXX	XXX	XXX	4,871	6,790	7,129	7,258	7,309	7,352
7. 2017.....	XXX	XXX	XXX	XXX	XXX	4,985	6,886	7,176	7,307	7,381
8. 2018.....	XXX	XXX	XXX	XXX	XXX	XXX	4,763	6,580	6,922	7,066
9. 2019.....	XXX	XXX	XXX	XXX	XXX	XXX	XXX	4,331	6,049	6,326
10. 2020.....	XXX	XXX	XXX	XXX	XXX	XXX	XXX	XXX	2,691	3,647
11. 2021.....	XXX	XXX	XXX	XXX	XXX	XXX	XXX	XXX	XXX	2,471

SECTION 2

Years in Which Premiums Were Earned and Losses Were Incurred	NUMBER OF CLAIMS OUTSTANDING DIRECT AND ASSUMED AT YEAR END									
	1	2	3	4	5	6	7	8	9	10
	2012	2013	2014	2015	2016	2017	2018	2019	2020	2021
1. Prior.....	1,047	483	227	113	54	33	16	11	9	7
2. 2012.....	1,941	508	250	98	46	17	10	3	2	1
3. 2013.....	XXX	2,027	521	228	102	42	14	8	3	6
4. 2014.....	XXX	XXX	1,877	416	205	92	58	27	16	8
5. 2015.....	XXX	XXX	XXX	1,850	422	178	98	48	23	11
6. 2016.....	XXX	XXX	XXX	XXX	2,052	478	215	114	69	42
7. 2017.....	XXX	XXX	XXX	XXX	XXX	2,021	447	233	137	91
8. 2018.....	XXX	XXX	XXX	XXX	XXX	XXX	1,984	535	277	141
9. 2019.....	XXX	XXX	XXX	XXX	XXX	XXX	XXX	1,948	460	230
10. 2020.....	XXX	XXX	XXX	XXX	XXX	XXX	XXX	XXX	1,028	273
11. 2021.....	XXX	XXX	XXX	XXX	XXX	XXX	XXX	XXX	XXX	1,261

SECTION 3

Years in Which Premiums Were Earned and Losses Were Incurred	CUMULATIVE NUMBER OF CLAIMS REPORTED DIRECT AND ASSUMED AT YEAR END									
	1	2	3	4	5	6	7	8	9	10
	2012	2013	2014	2015	2016	2017	2018	2019	2020	2021
1. Prior.....	1,709	386	198	103	53	29	4	12	7	7
2. 2012.....	10,155	11,501	11,717	11,832	11,880	11,894	11,905	11,908	11,908	11,909
3. 2013.....	XXX	10,001	11,175	11,382	11,458	11,488	11,501	11,513	11,516	11,521
4. 2014.....	XXX	XXX	9,059	9,990	10,154	10,220	10,244	10,259	10,273	10,276
5. 2015.....	XXX	XXX	XXX	8,862	9,862	9,997	10,060	10,081	10,102	10,111
6. 2016.....	XXX	XXX	XXX	XXX	9,082	10,258	10,418	10,488	10,504	10,524
7. 2017.....	XXX	XXX	XXX	XXX	XXX	9,119	10,317	10,463	10,535	10,572
8. 2018.....	XXX	XXX	XXX	XXX	XXX	XXX	8,906	10,105	10,267	10,330
9. 2019.....	XXX	XXX	XXX	XXX	XXX	XXX	XXX	8,497	9,512	9,649
10. 2020.....	XXX	XXX	XXX	XXX	XXX	XXX	XXX	XXX	5,044	5,627
11. 2021.....	XXX	XXX	XXX	XXX	XXX	XXX	XXX	XXX	XXX	4,846

ANNUAL STATEMENT FOR THE YEAR 2021 OF THE ALLMERICA FINANCIAL ALLIANCE INSURANCE COMPANY

SCHEDULE P - PART 5C - COMMERCIAL AUTO/TRUCK LIABILITY/MEDICAL

SECTION 1

Years in Which Premiums Were Earned and Losses Were Incurred	CUMULATIVE NUMBER OF CLAIMS CLOSED WITH LOSS PAYMENT DIRECT AND ASSUMED AT YEAR END									
	1	2	3	4	5	6	7	8	9	10
	2012	2013	2014	2015	2016	2017	2018	2019	2020	2021
1. Prior.....	31	12	6	6	0	0	0	0	0	0
2. 2012.....	0	0	0	0	0	0	0	0	0	0
3. 2013.....	XXX	0	0	0	0	0	0	0	0	0
4. 2014.....	XXX	XXX	0	0	0	0	0	0	0	0
5. 2015.....	XXX	XXX	XXX	0	0	0	0	0	0	0
6. 2016.....	XXX	XXX	XXX	XXX	0	0	0	0	0	0
7. 2017.....	XXX	XXX	XXX	XXX	XXX	0	0	0	0	0
8. 2018.....	XXX	XXX	XXX	XXX	XXX	XXX	0	0	0	0
9. 2019.....	XXX	XXX	XXX	XXX	XXX	XXX	XXX	0	0	0
10. 2020.....	XXX	XXX	XXX	XXX	XXX	XXX	XXX	XXX	0	0
11. 2021.....	XXX	XXX	XXX	XXX	XXX	XXX	XXX	XXX	XXX	0

SECTION 2

Years in Which Premiums Were Earned and Losses Were Incurred	NUMBER OF CLAIMS OUTSTANDING DIRECT AND ASSUMED AT YEAR END									
	1	2	3	4	5	6	7	8	9	10
	2012	2013	2014	2015	2016	2017	2018	2019	2020	2021
1. Prior.....	23	13	7	0	0	0	0	0	0	0
2. 2012.....	0	0	0	0	0	0	0	0	0	0
3. 2013.....	XXX	0	0	0	0	0	0	0	0	0
4. 2014.....	XXX	XXX	0	0	0	0	0	0	0	0
5. 2015.....	XXX	XXX	XXX	0	0	0	0	0	0	0
6. 2016.....	XXX	XXX	XXX	XXX	0	0	0	0	0	0
7. 2017.....	XXX	XXX	XXX	XXX	XXX	0	0	0	0	0
8. 2018.....	XXX	XXX	XXX	XXX	XXX	XXX	0	0	0	0
9. 2019.....	XXX	XXX	XXX	XXX	XXX	XXX	XXX	0	0	0
10. 2020.....	XXX	XXX	XXX	XXX	XXX	XXX	XXX	XXX	0	0
11. 2021.....	XXX	XXX	XXX	XXX	XXX	XXX	XXX	XXX	XXX	0

SECTION 3

Years in Which Premiums Were Earned and Losses Were Incurred	CUMULATIVE NUMBER OF CLAIMS REPORTED DIRECT AND ASSUMED AT YEAR END									
	1	2	3	4	5	6	7	8	9	10
	2012	2013	2014	2015	2016	2017	2018	2019	2020	2021
1. Prior.....	14	3	1	0	0	0	0	0	0	0
2. 2012.....	0	0	0	0	0	0	0	0	0	0
3. 2013.....	XXX	0	0	0	0	0	0	0	0	0
4. 2014.....	XXX	XXX	0	0	0	0	0	0	0	0
5. 2015.....	XXX	XXX	XXX	0	0	0	0	0	0	0
6. 2016.....	XXX	XXX	XXX	XXX	0	0	0	0	0	0
7. 2017.....	XXX	XXX	XXX	XXX	XXX	0	0	0	0	0
8. 2018.....	XXX	XXX	XXX	XXX	XXX	XXX	0	0	0	0
9. 2019.....	XXX	XXX	XXX	XXX	XXX	XXX	XXX	0	0	0
10. 2020.....	XXX	XXX	XXX	XXX	XXX	XXX	XXX	XXX	0	0
11. 2021.....	XXX	XXX	XXX	XXX	XXX	XXX	XXX	XXX	XXX	0

SCHEDULE P - PART 5D - WORKERS' COMPENSATION
(EXCLUDING EXCESS WORKERS' COMPENSATION)

SECTION 1

Years in Which Premiums Were Earned and Losses Were Incurred	CUMULATIVE NUMBER OF CLAIMS CLOSED WITH LOSS PAYMENT DIRECT AND ASSUMED AT YEAR END									
	1	2	3	4	5	6	7	8	9	10
	2012	2013	2014	2015	2016	2017	2018	2019	2020	2021
1. Prior	410	0	0	29	15	7	60	8	160	23
2. 2012	0	0	0	0	0	0	0	0	0	0
3. 2013	XXX	0	3	3	3	3	3	3	3	3
4. 2014	XXX	XXX	8	14	14	16	16	16	16	16
5. 2015	XXX	XXX	XXX	24	36	38	38	41	41	41
6. 2016	XXX	XXX	XXX	XXX	91	147	156	163	164	165
7. 2017	XXX	XXX	XXX	XXX	XXX	132	192	211	216	222
8. 2018	XXX	XXX	XXX	XXX	XXX	XXX	176	287	311	326
9. 2019	XXX	XXX	XXX	XXX	XXX	XXX	XXX	238	413	468
10. 2020	XXX	XXX	XXX	XXX	XXX	XXX	XXX	XXX	208	379
11. 2021	XXX	XXX	XXX	XXX	XXX	XXX	XXX	XXX	XXX	274

SECTION 2

Years in Which Premiums Were Earned and Losses Were Incurred	NUMBER OF CLAIMS OUTSTANDING DIRECT AND ASSUMED AT YEAR END									
	1	2	3	4	5	6	7	8	9	10
	2012	2013	2014	2015	2016	2017	2018	2019	2020	2021
1. Prior	248	300	297	268	253	249	277	358	203	174
2. 2012	0	0	0	0	0	0	0	0	0	0
3. 2013	XXX	2	0	0	0	0	0	0	0	0
4. 2014	XXX	XXX	10	2	2	0	0	0	0	0
5. 2015	XXX	XXX	XXX	17	6	4	2	0	0	0
6. 2016	XXX	XXX	XXX	XXX	59	16	6	0	0	0
7. 2017	XXX	XXX	XXX	XXX	XXX	91	37	20	15	9
8. 2018	XXX	XXX	XXX	XXX	XXX	XXX	121	47	28	17
9. 2019	XXX	XXX	XXX	XXX	XXX	XXX	XXX	221	83	37
10. 2020	XXX	XXX	XXX	XXX	XXX	XXX	XXX	XXX	231	76
11. 2021	XXX	XXX	XXX	XXX	XXX	XXX	XXX	XXX	XXX	346

SECTION 3

Years in Which Premiums Were Earned and Losses Were Incurred	CUMULATIVE NUMBER OF CLAIMS REPORTED DIRECT AND ASSUMED AT YEAR END									
	1	2	3	4	5	6	7	8	9	10
	2012	2013	2014	2015	2016	2017	2018	2019	2020	2021
1. Prior	248	52	(3)	0	0	3	88	89	6	(6)
2. 2012	0	0	0	0	0	0	0	0	0	0
3. 2013	XXX	4	6	6	6	6	6	6	6	6
4. 2014	XXX	XXX	39	42	42	42	42	42	42	42
5. 2015	XXX	XXX	XXX	114	121	124	124	125	125	125
6. 2016	XXX	XXX	XXX	XXX	202	233	235	237	238	239
7. 2017	XXX	XXX	XXX	XXX	XXX	266	309	314	315	317
8. 2018	XXX	XXX	XXX	XXX	XXX	XXX	452	532	546	555
9. 2019	XXX	XXX	XXX	XXX	XXX	XXX	XXX	605	708	725
10. 2020	XXX	XXX	XXX	XXX	XXX	XXX	XXX	XXX	575	662
11. 2021	XXX	XXX	XXX	XXX	XXX	XXX	XXX	XXX	XXX	808

Schedule P - Part 5E - Commercial Multiple Peril - Section 1

N O N E

Schedule P - Part 5E - Commercial Multiple Peril - Section 2

N O N E

Schedule P - Part 5E - Commercial Multiple Peril - Section 3

N O N E

Schedule P - Part 5F - Medical Professional Liability - Occurrence - Section 1A

N O N E

Schedule P - Part 5F - Medical Professional Liability - Occurrence - Section 2A

N O N E

Schedule P - Part 5F - Medical Professional Liability - Occurrence - Section 3A

N O N E

Schedule P - Part 5F - Medical Professional Liability - Claims-Made - Section 1B

N O N E

Schedule P - Part 5F - Medical Professional Liability - Claims-Made - Section 2B

N O N E

Schedule P - Part 5F - Medical Professional Liability - Claims-Made - Section 3B

N O N E

Schedule P - Part 5H - Other Liability - Occurrence - Section 1A

N O N E

Schedule P - Part 5H - Other Liability - Occurrence - Section 2A

N O N E

Schedule P - Part 5H - Other Liability - Occurrence - Section 3A

N O N E

Schedule P - Part 5H - Other Liability - Claims-Made - Section 1B

N O N E

Schedule P - Part 5H - Other Liability - Claims-Made - Section 2B

N O N E

Schedule P - Part 5H - Other Liability - Claims-Made - Section 3B

N O N E

Schedule P - Part 5R - Products Liability - Occurrence - Section 1A

N O N E

Schedule P - Part 5R - Products Liability - Occurrence - Section 2A

N O N E

Schedule P - Part 5R - Products Liability - Occurrence - Section 3A

N O N E

Schedule P - Part 5R - Products Liability - Claims-Made - Section 1B

N O N E

Schedule P - Part 5R - Products Liability - Claims-Made - Section 2B

N O N E

Schedule P - Part 5R - Products Liability - Claims-Made - Section 3B

N O N E

Schedule P - Part 5T - Warranty - Section 1

N O N E

Schedule P - Part 5T - Warranty - Section 2

N O N E

Schedule P - Part 5T - Warranty - Section 3

N O N E

ANNUAL STATEMENT FOR THE YEAR 2021 OF THE ALLMERICA FINANCIAL ALLIANCE INSURANCE COMPANY

SCHEDULE P - PART 6C - COMMERCIAL AUTO/TRUCK LIABILITY/MEDICAL

SECTION 1

Years in Which Premiums Were Earned and Losses Were Incurred	CUMULATIVE PREMIUMS EARNED DIRECT AND ASSUMED AT YEAR END (\$000 OMITTED)										11 Current Year Premiums Earned
	1	2	3	4	5	6	7	8	9	10	
	2012	2013	2014	2015	2016	2017	2018	2019	2020	2021	
1. Prior.....	0	0	0	0	0	0	0	0	0	0	0
2. 2012.....	0	0	0	0	0	0	0	0	0	0	0
3. 2013.....	XXX	0	0	0	0	0	0	0	0	0	0
4. 2014.....	XXX	XXX	0	0	0	0	0	0	0	0	0
5. 2015.....	XXX	XXX	XXX	0	0	0	0	0	0	0	0
6. 2016.....	XXX	XXX	XXX	XXX	0	0	0	0	0	0	0
7. 2017.....	XXX	XXX	XXX	XXX	XXX	0	0	0	0	0	0
8. 2018.....	XXX	XXX	XXX	XXX	XXX	XXX	0	0	0	0	0
9. 2019.....	XXX	XXX	XXX	XXX	XXX	XXX	XXX	0	0	0	0
10. 2020.....	XXX	XXX	XXX	XXX	XXX	XXX	XXX	XXX	0	0	0
11. 2021.....	XXX	XXX	XXX	XXX	XXX	XXX	XXX	XXX	XXX	0	0
12. Totals.....	XXX	XXX	XXX	XXX	XXX	XXX	XXX	XXX	XXX	XXX	0
13. Earned Premiums (Sch P-Pt. 1)	0	0	0	0	0	0	0	0	0	0	XXX

SECTION 2

Years in Which Premiums Were Earned and Losses Were Incurred	CUMULATIVE PREMIUMS EARNED CEDED AT YEAR END (\$000 OMITTED)										11 Current Year Premiums Earned
	1	2	3	4	5	6	7	8	9	10	
	2012	2013	2014	2015	2016	2017	2018	2019	2020	2021	
1. Prior.....	0	0	0	0	0	0	0	0	0	0	0
2. 2012.....	0	0	0	0	0	0	0	0	0	0	0
3. 2013.....	XXX	0	0	0	0	0	0	0	0	0	0
4. 2014.....	XXX	XXX	0	0	0	0	0	0	0	0	0
5. 2015.....	XXX	XXX	XXX	0	0	0	0	0	0	0	0
6. 2016.....	XXX	XXX	XXX	XXX	0	0	0	0	0	0	0
7. 2017.....	XXX	XXX	XXX	XXX	XXX	0	0	0	0	0	0
8. 2018.....	XXX	XXX	XXX	XXX	XXX	XXX	0	0	0	0	0
9. 2019.....	XXX	XXX	XXX	XXX	XXX	XXX	XXX	0	0	0	0
10. 2020.....	XXX	XXX	XXX	XXX	XXX	XXX	XXX	XXX	0	0	0
11. 2021.....	XXX	XXX	XXX	XXX	XXX	XXX	XXX	XXX	XXX	0	0
12. Totals.....	XXX	XXX	XXX	XXX	XXX	XXX	XXX	XXX	XXX	XXX	0
13. Earned Premiums (Sch P-Pt. 1)	0	0	0	0	0	0	0	0	0	0	XXX

SCHEDULE P - PART 6D - WORKERS' COMPENSATION

(EXCLUDING EXCESS WORKERS' COMPENSATION)

SECTION 1

Years in Which Premiums Were Earned and Losses Were Incurred	CUMULATIVE PREMIUMS EARNED DIRECT AND ASSUMED AT YEAR END (\$000 OMITTED)										11 Current Year Premiums Earned
	1	2	3	4	5	6	7	8	9	10	
	2012	2013	2014	2015	2016	2017	2018	2019	2020	2021	
1. Prior.....	0	0	0	0	0	0	0	0	0	0	0
2. 2012.....	0	0	0	0	0	0	0	0	0	0	0
3. 2013.....	XXX	55	57	57	57	57	57	57	57	57	0
4. 2014.....	XXX	XXX	419	429	420	420	420	420	420	420	0
5. 2015.....	XXX	XXX	XXX	1,807	1,898	1,881	1,881	1,881	1,881	1,881	0
6. 2016.....	XXX	XXX	XXX	XXX	3,649	3,791	3,769	3,769	3,770	3,770	0
7. 2017.....	XXX	XXX	XXX	XXX	XXX	5,730	5,974	5,993	5,995	5,995	0
8. 2018.....	XXX	XXX	XXX	XXX	XXX	XXX	9,226	9,898	9,876	9,876	0
9. 2019.....	XXX	XXX	XXX	XXX	XXX	XXX	XXX	13,879	14,318	14,151	(168)
10. 2020.....	XXX	XXX	XXX	XXX	XXX	XXX	XXX	XXX	17,691	17,762	.71
11. 2021.....	XXX	XXX	XXX	XXX	XXX	XXX	XXX	XXX	XXX	20,585	20,585
12. Totals.....	XXX	XXX	XXX	XXX	XXX	XXX	XXX	XXX	XXX	XXX	20,489
13. Earned Premiums (Sch P-Pt. 1)	0	55	421	1,817	3,731	5,855	9,448	14,569	18,113	20,489	XXX

SECTION 2

Years in Which Premiums Were Earned and Losses Were Incurred	CUMULATIVE PREMIUMS EARNED CEDED AT YEAR END (\$000 OMITTED)										11 Current Year Premiums Earned
	1	2	3	4	5	6	7	8	9	10	
	2012	2013	2014	2015	2016	2017	2018	2019	2020	2021	
1. Prior.....	0	0	0	0	0	0	0	0	0	0	0
2. 2012.....	0	0	0	0	0	0	0	0	0	0	0
3. 2013.....	XXX	55	57	57	57	57	57	57	57	57	0
4. 2014.....	XXX	XXX	419	429	420	420	420	420	420	420	0
5. 2015.....	XXX	XXX	XXX	1,807	1,898	1,881	1,881	1,881	1,881	1,881	0
6. 2016.....	XXX	XXX	XXX	XXX	3,649	3,791	3,769	3,769	3,770	3,770	0
7. 2017.....	XXX	XXX	XXX	XXX	XXX	5,730	5,974	5,993	5,995	5,995	0
8. 2018.....	XXX	XXX	XXX	XXX	XXX	XXX	9,226	9,898	9,876	9,876	0
9. 2019.....	XXX	XXX	XXX	XXX	XXX	XXX	XXX	13,879	14,318	14,151	(168)
10. 2020.....	XXX	XXX	XXX	XXX	XXX	XXX	XXX	XXX	17,691	17,762	.71
11. 2021.....	XXX	XXX	XXX	XXX	XXX	XXX	XXX	XXX	XXX	20,585	20,585
12. Totals.....	XXX	XXX	XXX	XXX	XXX	XXX	XXX	XXX	XXX	XXX	20,489
13. Earned Premiums (Sch P-Pt. 1)	0	55	421	1,817	3,731	5,855	9,448	14,569	18,113	20,489	XXX

ANNUAL STATEMENT FOR THE YEAR 2021 OF THE ALLMERICA FINANCIAL ALLIANCE INSURANCE COMPANY

SCHEDULE P - PART 6E - COMMERCIAL MULTIPLE PERIL

SECTION 1

Years in Which Premiums Were Earned and Losses Were Incurred	CUMULATIVE PREMIUMS EARNED DIRECT AND ASSUMED AT YEAR END (\$000 OMITTED)										11 Current Year Premiums Earned
	1	2	3	4	5	6	7	8	9	10	
	2012	2013	2014	2015	2016	2017	2018	2019	2020	2021	
1. Prior.....											
2. 2012.....											
3. 2013.....	XXX										
4. 2014.....	XXX	XXX									
5. 2015.....	XXX	XXX									
6. 2016.....	XXX	XXX									
7. 2017.....	XXX	XXX									
8. 2018.....	XXX	XXX									
9. 2019.....	XXX	XXX									
10. 2020.....	XXX	XXX									
11. 2021.....	XXX	XXX									
12. Totals.....	XXX	XXX									
13. Earned Premiums (Sch P-Pt. 1)											XXX

SECTION 2

Years in Which Premiums Were Earned and Losses Were Incurred	CUMULATIVE PREMIUMS EARNED CEDED AT YEAR END (\$000 OMITTED)										11 Current Year Premiums Earned
	1	2	3	4	5	6	7	8	9	10	
	2012	2013	2014	2015	2016	2017	2018	2019	2020	2021	
1. Prior.....											
2. 2012.....											
3. 2013.....	XXX										
4. 2014.....	XXX	XXX									
5. 2015.....	XXX	XXX									
6. 2016.....	XXX	XXX									
7. 2017.....	XXX	XXX									
8. 2018.....	XXX	XXX									
9. 2019.....	XXX	XXX									
10. 2020.....	XXX	XXX									
11. 2021.....	XXX	XXX									
12. Totals.....	XXX	XXX									
13. Earned Premiums (Sch P-Pt. 1)											XXX

SCHEDULE P - PART 6H - OTHER LIABILITY - OCCURRENCE

SECTION 1A

Years in Which Premiums Were Earned and Losses Were Incurred	CUMULATIVE PREMIUMS EARNED DIRECT AND ASSUMED AT YEAR END (\$000 OMITTED)										11 Current Year Premiums Earned
	1	2	3	4	5	6	7	8	9	10	
	2012	2013	2014	2015	2016	2017	2018	2019	2020	2021	
1. Prior.....	0	0	0	0	0	0	0	0	0	0	0
2. 2012.....	0	0	0	0	0	0	0	0	0	0	0
3. 2013.....	XXX	0	0	0	0	0	0	0	0	0	0
4. 2014.....	XXX	XXX	0	0	0	0	0	0	0	0	0
5. 2015.....	XXX	XXX	XXX	0	0	0	0	0	0	0	0
6. 2016.....	XXX	XXX	XXX	XXX	0	0	0	0	0	0	0
7. 2017.....	XXX	XXX	XXX	XXX	XXX	0	0	0	0	0	0
8. 2018.....	XXX	XXX	XXX	XXX	XXX	XXX	0	0	0	0	0
9. 2019.....	XXX	XXX	XXX	XXX	XXX	XXX	XXX	0	0	0	0
10. 2020.....	XXX	XXX	XXX	XXX	XXX	XXX	XXX	XXX	0	0	0
11. 2021.....	XXX	XXX	XXX	XXX	XXX	XXX	XXX	XXX	XXX	0	0
12. Totals.....	XXX	XXX	XXX	XXX	XXX	XXX	XXX	XXX	XXX	XXX	0
13. Earned Premiums (Sch P-Pt. 1)	0	0	0	0	0	0	0	0	0	0	XXX

SECTION 2A

Years in Which Premiums Were Earned and Losses Were Incurred	CUMULATIVE PREMIUMS EARNED CEDED AT YEAR END (\$000 OMITTED)										11 Current Year Premiums Earned
	1	2	3	4	5	6	7	8	9	10	
	2012	2013	2014	2015	2016	2017	2018	2019	2020	2021	
1. Prior.....	0	0	0	0	0	0	0	0	0	0	0
2. 2012.....	0	0	0	0	0	0	0	0	0	0	0
3. 2013.....	XXX	0	0	0	0	0	0	0	0	0	0
4. 2014.....	XXX	XXX	0	0	0	0	0	0	0	0	0
5. 2015.....	XXX	XXX	XXX	0	0	0	0	0	0	0	0
6. 2016.....	XXX	XXX	XXX	XXX	0	0	0	0	0	0	0
7. 2017.....	XXX	XXX	XXX	XXX	XXX	0	0	0	0	0	0
8. 2018.....	XXX	XXX	XXX	XXX	XXX	XXX	0	0	0	0	0
9. 2019.....	XXX	XXX	XXX	XXX	XXX	XXX	XXX	0	0	0	0
10. 2020.....	XXX	XXX	XXX	XXX	XXX	XXX	XXX	XXX	0	0	0
11. 2021.....	XXX	XXX	XXX	XXX	XXX	XXX	XXX	XXX	XXX	0	0
12. Totals.....	XXX	XXX	XXX	XXX	XXX	XXX	XXX	XXX	XXX	XXX	0
13. Earned Premiums (Sch P-Pt. 1)	0	0	0	0	0	0	0	0	0	0	XXX

Schedule P - Part 6H - Other Liability - Claims-Made - Section 1B
N O N E

Schedule P - Part 6H - Other Liability - Claims-Made - Section 2B
N O N E

Schedule P - Part 6M - International - Section 1
N O N E

Schedule P - Part 6M - International - Section 2
N O N E

Schedule P - Part 6N- Reinsurance A - Nonproportional Assumed Property - Section 1
N O N E

Schedule P - Part 6N- Reinsurance A - Nonproportional Assumed Property - Section 2
N O N E

Schedule P - Part 6O - Reinsurance B - Nonproportional Liability - Section 1
N O N E

Schedule P - Part 6O - Reinsurance B - Nonproportional Assumed Liability - Section 2
N O N E

Schedule P - Part 6R - Products Liability - Occurrence - Section 1A
N O N E

Schedule P - Part 6R - Products Liability - Occurrence - Section 2A
N O N E

Schedule P - Part 6R - Products Liability - Claims-Made - Section 1B
N O N E

Schedule P - Part 6R - Products Liability - Claims-Made - Section 2B
N O N E

Schedule P - Part 7A - Section 1 - Primary Loss Sensitive Contracts
N O N E

Schedule P - Part 7A - Section 2 - Primary Loss Sensitive Contracts
N O N E

Schedule P - Part 7A - Section 3 - Primary Loss Sensitive Contracts

N O N E

Schedule P - Part 7A - Section 4 - Primary Loss Sensitive Contracts

N O N E

Schedule P - Part 7A - Section 5 - Primary Loss Sensitive Contracts

N O N E

Schedule P - Part 7B - Section 1 - Reinsurance Loss Sensitive Contracts

N O N E

Schedule P - Part 7B - Section 2 - Reinsurance Loss Sensitive Contracts

N O N E

Schedule P - Part 7B - Section 3 - Reinsurance Loss Sensitive Contracts

N O N E

Schedule P - Part 7B - Section 4 - Reinsurance Loss Sensitive Contracts

N O N E

Schedule P - Part 7B - Section 5 - Reinsurance Loss Sensitive Contracts

N O N E

Schedule P - Part 7B - Section 6 - Reinsurance Loss Sensitive Contracts

N O N E

Schedule P - Part 7B - Section 7 - Reinsurance Loss Sensitive Contracts

N O N E

ANNUAL STATEMENT FOR THE YEAR 2021 OF THE ALLMERICA FINANCIAL ALLIANCE INSURANCE COMPANY

SCHEDULE P INTERROGATORIES

1. The following questions relate to yet-to-be-issued Extended Reporting Endorsements (EREs) arising from Death, Disability, or Retirement (DDR) provisions in Medical Professional Liability Claims Made insurance policies. EREs provided for reasons other than DDR are not to be included.
- 1.1 Does the company issue Medical Professional Liability Claims Made insurance policies that provide tail (also known as an extended reporting endorsement, or “ERE”) benefits in the event of Death, Disability, or Retirement (DDR) at a reduced charge or at no additional cost? Yes [] No [X]
If the answer to question 1.1 is “no”, leave the following questions blank. If the answer to question 1.1 is “yes”, please answer the following questions:
- 1.2 What is the total amount of the reserve for that provision (DDR Reserve), as reported, explicitly or not, elsewhere in this statement (in dollars)?\$0
- 1.3 Does the company report any DDR reserve as Unearned Premium Reserve per SSAP #65? Yes [] No []
- 1.4 Does the company report any DDR reserve as loss or loss adjustment expense reserve? Yes [] No []
- 1.5 If the company reports DDR reserve as Unearned Premium Reserve, does that amount match the figure on the Underwriting and Investment Exhibit, Part 1A - Recapitulation of all Premiums (Page 7) Column 2, Lines 11.1 plus 11.2? Yes [] No [] N/A []
- 1.6 If the company reports DDR reserve as loss or loss adjustment expense reserve, please complete the following table corresponding to where these reserves are reported in Schedule P:

Years in Which Premiums Were Earned and Losses Were Incurred		DDR Reserve Included in Schedule P, Part 1F, Medical Professional Liability Column 24: Total Net Losses and Expenses Unpaid	
		1 Section 1: Occurrence	2 Section 2: Claims-Made
1.601	Prior	0	0
1.602	2012	0	0
1.603	2013	0	0
1.604	2014	0	0
1.605	2015	0	0
1.606	2016	0	0
1.607	2017	0	0
1.608	2018	0	0
1.609	2019	0	0
1.610	2020	0	0
1.611	2021	0	0
1.612	Totals	0	0

2. The definition of allocated loss adjustment expenses (ALAE) and, therefore, unallocated loss adjustment expenses (ULAE) was changed effective January 1, 1998. This change in definition applies to both paid and unpaid expenses. Are these expenses (now reported as “Defense and Cost Containment” and “Adjusting and Other”) reported in compliance with these definitions in this statement? Yes [X] No []
3. The Adjusting and Other expense payments and reserves should be allocated to the years in which the losses were incurred based on the number of claims reported, closed and outstanding in those years. When allocating Adjusting and Other expense between companies in a group or a pool, the Adjusting and Other expense should be allocated in the same percentage used for the loss amounts and the claim counts. For reinsurers, Adjusting and Other expense assumed should be reported according to the reinsurance contract. For Adjusting and Other expense incurred by reinsurers, or in those situations where suitable claim count information is not available, Adjusting and Other expense should be allocated by a reasonable method determined by the company and described in Interrogatory 7, below. Are they so reported in this Statement? Yes [X] No []
4. Do any lines in Schedule P include reserves that are reported gross of any discount to present value of future payments, and that are reported net of such discounts on Page 10? Yes [] No [X]

If yes, proper disclosure must be made in the Notes to Financial Statements, as specified in the Instructions. Also, the discounts must be reported in Schedule P - Part 1, Columns 32 and 33. Schedule P must be completed gross of non-tabular discounting. Work papers relating to discount calculations must be available for examination upon request.
Discounting is allowed only if expressly permitted by the state insurance department to which this Annual Statement is being filed.
5. What were the net premiums in force at the end of the year for:
(in thousands of dollars)

5.1 Fidelity0

5.2 Surety0
6. Claim count information is reported per claim or per claimant (Indicate which)per claimant.....
If not the same in all years, explain in Interrogatory 7.
- 7.1 The information provided in Schedule P will be used by many persons to estimate the adequacy of the current loss and expense reserves, among other things. Are there any especially significant events, coverage, retention or accounting changes that have occurred that must be considered when making such analyses? Yes [X] No []
- 7.2 (An extended statement may be attached.)
Lower than expected personal auto losses were experienced in accident year 2020 due to fewer accidents and decreased claim activity resulting from fewer miles driven as a result of the Pandemic.

SCHEDULE T - PART 2
INTERSTATE COMPACT - EXHIBIT OF PREMIUMS WRITTEN

Allocated by States and Territories

		Direct Business Only				
		1	2	3	4	6
States, Etc.		Life (Group and Individual)	Annuities (Group and Individual)	Disability Income (Group and Individual)	Long-Term Care (Group and Individual)	Totals
1.	Alabama	AL				
2.	Alaska	AK				
3.	Arizona	AZ				
4.	Arkansas	AR				
5.	California	CA				
6.	Colorado	CO				
7.	Connecticut	CT				
8.	Delaware	DE				
9.	District of Columbia	DC				
10.	Florida	FL				
11.	Georgia	GA				
12.	Hawaii	HI				
13.	Idaho	ID				
14.	Illinois	IL				
15.	Indiana	IN				
16.	Iowa	IA				
17.	Kansas	KS				
18.	Kentucky	KY				
19.	Louisiana	LA				
20.	Maine	ME				
21.	Maryland	MD				
22.	Massachusetts	MA				
23.	Michigan	MI				
24.	Minnesota	MN				
25.	Mississippi	MS				
26.	Missouri	MO				
27.	Montana	MT				
28.	Nebraska	NE				
29.	Nevada	NV				
30.	New Hampshire	NH				
31.	New Jersey	NJ				
32.	New Mexico	NM				
33.	New York	NY				
34.	North Carolina	NC				
35.	North Dakota	ND				
36.	Ohio	OH				
37.	Oklahoma	OK				
38.	Oregon	OR				
39.	Pennsylvania	PA				
40.	Rhode Island	RI				
41.	South Carolina	SC				
42.	South Dakota	SD				
43.	Tennessee	TN				
44.	Texas	TX				
45.	Utah	UT				
46.	Vermont	VT				
47.	Virginia	VA				
48.	Washington	WA				
49.	West Virginia	WV				
50.	Wisconsin	WI				
51.	Wyoming	WY				
52.	American Samoa	AS				
53.	Guam	GU				
54.	Puerto Rico	PR				
55.	U.S. Virgin Islands	VI				
56.	Northern Mariana Islands	MP				
57.	Canada	CAN				
58.	Aggregate Other Alien	OT				
59.	Total					

NONE

ANNUAL STATEMENT FOR THE YEAR 2021 OF THE ALLMERICA FINANCIAL ALLIANCE INSURANCE COMPANY

SCHEDULE Y

PART 1A - DETAIL OF INSURANCE HOLDING COMPANY SYSTEM

1	2	3	4	5	6	7	8	9	10	11	12	13	14	15	16
Group Code	Group Name	NAIC Company Code	ID Number	Federal RSSD	CIK	Name of Securities Exchange if Publicly Traded (U.S. or International)	Names of Parent, Subsidiaries Or Affiliates	Domi-ciliary Location	Relation-ship to Reporting Entity	Directly Controlled by (Name of Entity/Person)	Type of Control (Ownership, Board, Management, Attorney-in-Fact, Influence, Other)	If Control is Owner-ship Provide Percen-tage	Ultimate Controlling Entity(ies)/Person(s)	Is an SCA Filing Re-quired? (Yes/No)	*
.0088	The Hanover Insurance Group	12833	80-0266582				440 Lincoln Street Holding Company LLC	MA	NIA	The Hanover Insurance Company	Ownership, Board, Management	100.000	The Hanover Insurance Group, Inc.	NO	
	The Hanover Insurance Group		84-3300049				AIXHI LLC	MA	NIA	Nova Casualty Company	Ownership, Board, Management	100.000	The Hanover Insurance Group, Inc.	NO	
.0088	The Hanover Insurance Group	12833	27-1304098				AIX Insurance Services of California, Inc.	CA	NIA	AIX, Inc.	Ownership, Board, Management	100.000	The Hanover Insurance Group, Inc.	NO	
	The Hanover Insurance Group		20-5233538				AIX Specialty Insurance Company	DE	IA	Nova Casualty Company	Ownership, Board, Management	100.000	The Hanover Insurance Group, Inc.	NO	
.0088	The Hanover Insurance Group	10212	20-3051651				AIX, Inc.	DE	NIA	The Hanover Insurance Company	Ownership, Board, Management	100.000	The Hanover Insurance Group, Inc.	NO	
	The Hanover Insurance Group		04-3272695				Allmerica Financial Alliance Insurance Co.	NH	RE	The Hanover Insurance Company	Ownership, Board, Management	100.000	The Hanover Insurance Group, Inc.	NO	
.0088	The Hanover Insurance Group	41840	23-2643430				Allmerica Financial Benefit Insurance Co.	MI	IA	The Hanover Insurance Company	Ownership, Board, Management	100.000	The Hanover Insurance Group, Inc.	NO	
	The Hanover Insurance Group		04-3194493				Allmerica Plus Insurance Agency, Inc.	MA	NIA	The Hanover Insurance Company	Ownership, Board, Management	100.000	The Hanover Insurance Group, Inc.	NO	
.0088	The Hanover Insurance Group	12260	54-1632456				Allmerica Securities Trust	MA	NIA	The Hanover Insurance Group, Inc.	Management	100.000	The Hanover Insurance Group, Inc.	NO	
	The Hanover Insurance Group		52-1827116				Campania Holding Company, Inc.	VA	NIA	The Hanover Insurance Group, Inc.	Ownership, Board, Management	100.000	The Hanover Insurance Group, Inc.	NO	
.0088	The Hanover Insurance Group	31534	22-1827116				Campmed Casualty & Indemnity Co. Inc.	NH	IA	The Hanover Insurance Company	Ownership, Board, Management	100.000	The Hanover Insurance Group, Inc.	NO	
	The Hanover Insurance Group		38-0421730				Citizens Insurance Company of America	MI	IA	The Hanover Insurance Company	Ownership, Board, Management	100.000	The Hanover Insurance Group, Inc.	NO	
.0088	The Hanover Insurance Group	10714	36-4123481				Citizens Insurance Company of Illinois	IL	IA	Opus Investment Management, Inc.	Ownership, Board, Management	100.000	The Hanover Insurance Group, Inc.	NO	
	The Hanover Insurance Group		38-3167100				Citizens Insurance Company of Ohio	OH	IA	The Hanover Insurance Company	Ownership, Board, Management	100.000	The Hanover Insurance Group, Inc.	NO	
.0088	The Hanover Insurance Group	10395	35-1958418				Citizens Insurance Company of the Midwest	IN	IA	The Hanover Insurance Company	Ownership, Board, Management	100.000	The Hanover Insurance Group, Inc.	NO	
	The Hanover Insurance Group		27-1652700				CitySquare II Development Co., L.L.C	MA	NIA	Opus Investment Management, Inc.	Ownership, Board, Management	100.000	The Hanover Insurance Group, Inc.	NO	
.0088	The Hanover Insurance Group	27-3626264	27-2400275				CitySquare II Investment Co., L.L.C	MA	NIA	The Hanover Insurance Company	Ownership, Board, Management	100.000	The Hanover Insurance Group, Inc.	NO	
	The Hanover Insurance Group		38-4000989				Educators Insurance Agency, Inc.	MA	NIA	The Hanover Insurance Group, Inc.	Ownership, Board, Management	100.000	The Hanover Insurance Group, Inc.	NO	
.0088	The Hanover Insurance Group	22306	52-1172293				Front Street Financing LLC	MA	NIA	CitySquare II Investment Co. LLC	Ownership, Board, Management	100.000	The Hanover Insurance Group, Inc.	NO	
	The Hanover Insurance Group		04-2217600				Hanover Specialty Insurance Brokers, Inc.	VA	NIA	Verlan Holdings, Inc.	Ownership, Board, Management	100.000	The Hanover Insurance Group, Inc.	NO	
.0088	The Hanover Insurance Group	42552	84-3309673				Massachusetts Bay Insurance Company	NH	IA	The Hanover Insurance Company	Ownership, Board, Management	100.000	The Hanover Insurance Group, Inc.	NO	
	The Hanover Insurance Group		16-1140177				NAG Merger LLC	MA	NIA	AIXHI LLC	Ownership, Board, Management	100.000	The Hanover Insurance Group, Inc.	NO	
.0088	The Hanover Insurance Group	36064	04-2854021				NOVA Casualty Company	NY	IA	The Hanover Insurance Company	Ownership, Board, Management	100.000	The Hanover Insurance Group, Inc.	NO	
	The Hanover Insurance Group		38-3324634				Opus Investment Management, Inc.	MA	UIP	The Hanover Insurance Group, Inc.	Ownership, Board, Management	100.000	The Hanover Insurance Group, Inc.	NO	
.0088	The Hanover Insurance Group	41602	04-3063898				Professionals Direct, Inc.	MI	NIA	The Hanover Insurance Company	Ownership, Board, Management	100.000	The Hanover Insurance Group, Inc.	NO	
	The Hanover Insurance Group		98-1303999				The Hanover American Insurance Company	NH	IA	The Hanover Insurance Company	Ownership, Board, Management	100.000	The Hanover Insurance Group, Inc.	NO	
.0088	The Hanover Insurance Group	22292	75-1827351				The Hanover Atlantic Insurance Company Ltd.	BMU	IA	The Hanover Insurance Company	Ownership, Board, Management	100.000	The Hanover Insurance Group, Inc.	YES	
	The Hanover Insurance Group		13-5129825				The Hanover Casualty Company	TX	IA	The Hanover Insurance Company	Ownership, Board, Management	100.000	The Hanover Insurance Group, Inc.	NO	
.0088	The Hanover Insurance Group	13147	4-3263626				The Hanover Insurance Company	NH	UDP	Opus Investment Management, Inc.	Ownership, Board, Management	100.000	The Hanover Insurance Group, Inc.	NO	
	The Hanover Insurance Group		74-3242673				The Hanover Insurance Group, Inc.	DE	UIP			0.000		NO	
.0088	The Hanover Insurance Group	11705	86-1070355				The Hanover National Insurance Company	NH	IA	The Hanover Insurance Company	Ownership, Board, Management	100.000	The Hanover Insurance Group, Inc.	NO	
	The Hanover Insurance Group		04-2448927				The Hanover New Jersey Insurance Company	NH	IA	The Hanover Insurance Company	Ownership, Board, Management	100.000	The Hanover Insurance Group, Inc.	NO	
.0088	The Hanover Insurance Group	10815	52-0903682				VeraVest Investments, Inc.	MA	NIA	The Hanover Insurance Group, Inc.	Ownership, Board, Management	100.000	The Hanover Insurance Group, Inc.	NO	
	The Hanover Insurance Group		52-2044133				Verlan Fire Insurance Company	NH	IA	The Hanover Insurance Company	Ownership, Board, Management	100.000	The Hanover Insurance Group, Inc.	NO	
	The Hanover Insurance Group						Verlan Holdings, Inc.	MD	NIA	The Hanover Insurance Group, Inc.	Ownership, Board, Management	100.000	The Hanover Insurance Group, Inc.	NO	

Asterisk	Explanation

ANNUAL STATEMENT FOR THE YEAR 2021 OF THE ALLMERICA FINANCIAL ALLIANCE INSURANCE COMPANY

SCHEDULE Y

PART 2 - SUMMARY OF INSURER'S TRANSACTIONS WITH ANY AFFILIATES

1	2	3	4	5	6	7	8	9	10	11	12	13
NAIC Company Code	ID Number	Names of Insurers and Parent, Subsidiaries or Affiliates	Shareholder Dividends	Capital Contributions	Purchases, Sales or Exchanges of Loans, Securities, Real Estate, Mortgage Loans or Other Investments	Income/ (Disbursements) Incurred in Connection with Guarantees or Undertakings for the Benefit of any Affiliate(s)	Management Agreements and Service Contracts	Income/ (Disbursements) Incurred Under Reinsurance Agreements	*	Any Other Material Activity Not in the Ordinary Course of the Insurer's Business	Totals	Reinsurance Recoverable/ (Payable) on Losses and/or Reserve Credit Taken/(Liability)
12833	20-5233538	AIX Specialty Insurance Co.	(2,000,000)	.0	.0	.0	.0	.0		.0	(2,000,000)	371,833,595
10212	04-3272695	Allmerica Financial Alliance Ins Co.	.0	.0	.0	.0	.0	.0		.0	.0	213,533,092
41840	23-2643430	Allmerica Financial Benefit Ins Co.	.0	10,000,000	.0	.0	.0	(131,039,184)		.0	(121,039,184)	802,278,969
	04-3194493	Allmerica Plus Insurance Agency, Inc.	(200,000)	.0	.0	.0	.0	.0		.0	(200,000)	.0
12260	52-1827116	Campmed Casualty & Indemnity Company, Inc.	(400,000)	.0	.0	.0	.0	.0		.0	(400,000)	8,953,906
31534	38-0421730	Citizens Insurance Co. of America	(90,000,000)	.0	(87,037,902)	.0	172,155,084	78,314,018		.0	73,431,200	(125,953,536)
10714	36-4123481	Citizens Insurance Co. of Illinois	.0	1,000,000	.0	.0	.0	.0		.0	1,000,000	45,184,938
10176	38-3167100	Citizens Insurance Co. of Ohio	(1,100,000)	.0	.0	.0	.0	.0		.0	(1,100,000)	10,216,497
10395	35-1958418	Citizens Insurance Co. of the Midwest	.0	.0	.0	.0	.0	(210,161,763)		.0	(210,161,763)	1,102,456,882
36064	04-3063898	The Hanover American Insurance Co.	.0	.0	.0	.0	.0	(64,019,195)		.0	(64,019,195)	499,251,390
	98-1300399	The Hanover Atlantic Insurance Company	.0	.0	.0	.0	.0	.0		.0	.0	52,303,728
22292	13-5129825	The Hanover Insurance Company	(161,000,000)	(10,000,000)	(77,885,190)	.0	(105,433,591)	426,607,350		(125,000,000)	(52,711,431)	(4,773,976,908)
11705	86-1070355	Hanover New Jersey Insurance Company	(600,000)	.0	.0	.0	.0	.0		.0	(600,000)	.0
41602	75-1827351	The Hanover Casualty Company	(900,000)	.0	.0	.0	.0	.0		.0	(900,000)	103,932,484
22306	04-2217600	Massachusetts Bay Insurance Company	.0	.0	.0	.0	.0	(152,599,893)		.0	(152,599,893)	960,231,405
42552	16-1140177	NOVA Casualty Co.	2,000,000	.0	.0	.0	.0	.0		.0	2,000,000	590,166,544
	04-3263626	The Hanover Insurance Group, Inc.	256,756,357	.0	164,923,092	.0	(66,721,493)	.0		125,000,000	479,957,956	.0
13147	74-3242673	The Hanover National Insurance Company	(200,000)	.0	.0	.0	.0	.0		.0	(200,000)	.0
10815	52-0903682	Verlan Fire Insurance Co.	(600,000)	.0	.0	.0	.0	52,898,667		.0	52,298,667	139,587,014
	04-2854021	Opus Investment Management, Inc.	.0	(1,000,000)	.0	.0	.0	.0		.0	(1,000,000)	.0
	27-3626264	CitySquare II Investment Co., LLC	(1,756,357)	.0	.0	.0	.0	.0		.0	(1,756,357)	.0
9999999	Control Totals		0	0	0	0	0	0	XXX	0	0	0

ANNUAL STATEMENT FOR THE YEAR 2021 OF THE ALLMERICA FINANCIAL ALLIANCE INSURANCE COMPANY

SCHEDULE Y

PART 3 - ULTIMATE CONTROLLING PARTY AND LISTING OF OTHER U.S. INSURANCE GROUPS OR ENTITIES UNDER THAT ULTIMATE CONTROLLING PARTY'S CONTROL

1	2	3	4	5	6	7	8
		Ownership Percentage Column 2 of Column 1	Granted Disclaimer of Control\ Affiliation of Column 2 Over Column 1 (Yes/No)		U.S. Insurance Groups or Entities Controlled by Column 5	Ownership Percentage (Column 5 of Column 6)	Granted Disclaimer of Control\ Affiliation of Column 5 Over Column 6 (Yes/No)
Insurers in Holding Company	Owners with Greater Than 10% Ownership			Ultimate Controlling Party			
AIX Specialty Insurance Insurance Company	NOVA Casualty Company	100.000	NO.....	The Hanover Insurance Group, Inc.	The Hanover Insurance Group	100.000	NO.....
Allmerica Financial Allience Insurance Co.	The Hanover Insurance Company	100.000	NO.....	The Hanover Insurance Group, Inc.	The Hanover Insurance Group	100.000	NO.....
Allmerican Financial Benefit Insurance Co.	The Hanover Insurance Company	100.000	NO.....	The Hanover Insurance Group, Inc.	The Hanover Insurance Group	100.000	NO.....
Campmed Causalty & Indemnity Co. Inc.	The Hanover Insurance Company	100.000	NO.....	The Hanover Insurance Group, Inc.	The Hanover Insurance Group	100.000	NO.....
Citizens Insurance Company of America	The Hanover Insurance Company	100.000	NO.....	The Hanover Insurance Group, Inc.	The Hanover Insurance Group	100.000	NO.....
Citizens Insurance Company of Illinois	Opus Investment Management, Inc.	100.000	NO.....	The Hanover Insurance Group, Inc.	The Hanover Insurance Group	100.000	NO.....
Citizens Insurance Company of Ohio	The Hanover Insurance Company	100.000	NO.....	The Hanover Insurance Group, Inc.	The Hanover Insurance Group	100.000	NO.....
Citizens Insurance Company of the Midwest	The Hanover Insurance Company	100.000	NO.....	The Hanover Insurance Group, Inc.	The Hanover Insurance Group	100.000	NO.....
Massachusetts Bay Insurance Company	The Hanover Insurance Company	100.000	NO.....	The Hanover Insurance Group, Inc.	The Hanover Insurance Group	100.000	NO.....
NOVA Casualty Company	The Hanover Insurance Company	100.000	NO.....	The Hanover Insurance Group, Inc.	The Hanover Insurance Group	100.000	NO.....
The Hanover American Insurance Company	The Hanover Insurance Company	100.000	NO.....	The Hanover Insurance Group, Inc.	The Hanover Insurance Group	100.000	NO.....
The Hanover Atlantic Insurance Company	The Hanover Insurance Company	100.000	NO.....	The Hanover Insurance Group, Inc.	The Hanover Insurance Group	100.000	NO.....
The Hanover Casualty Company	The Hanover Insurance Company	100.000	NO.....	The Hanover Insurance Group, Inc.	The Hanover Insurance Group	100.000	NO.....
The Hanover Insurance Company	Opus Investment Management, Inc.	100.000	NO.....	The Hanover Insurance Group, Inc.	The Hanover Insurance Group	100.000	NO.....
The Hanover National Insurance Company	The Hanover Insurance Company	100.000	NO.....	The Hanover Insurance Group, Inc.	The Hanover Insurance Group	100.000	NO.....
The Hanover New Jersey Insurance Company	The Hanover Insurance Company	100.000	NO.....	The Hanover Insurance Group, Inc.	The Hanover Insurance Group	100.000	NO.....
Verlan Fire Insurance Company	The Hanover Insurance Company	100.000	NO.....	The Hanover Insurance Group, Inc.	The Hanover Insurance Group	100.000	NO.....
.....
.....
.....
.....

ANNUAL STATEMENT FOR THE YEAR 2021 OF THE ALLMERICA FINANCIAL ALLIANCE INSURANCE COMPANY

SUPPLEMENTAL EXHIBITS AND SCHEDULES INTERROGATORIES



The following supplemental reports are required to be filed as part of your statement filing unless specifically waived by the domiciliary state. However, in the event that your domiciliary state waives the filing requirement, your response of **WAIVED** to the specific interrogatory will be accepted in lieu of filing a “NONE” report and a bar code will be printed below. If the supplement is required of your company but is not being filed for whatever reason enter **SEE EXPLANATION** and provide an explanation following the interrogatory questions.

		Responses
MARCH FILING		
1.	Will an actuarial opinion be filed by March 1?	YES
2.	Will the Supplemental Compensation Exhibit be filed with the state of domicile by March 1?	YES
3.	Will the confidential Risk-based Capital Report be filed with the NAIC by March 1?	YES
4.	Will the confidential Risk-based Capital Report be filed with the state of domicile, if required by March 1?	YES
APRIL FILING		
5.	Will the Insurance Expense Exhibit be filed with the state of domicile and the NAIC by April 1?	YES
6.	Will Management's Discussion and Analysis be filed by April 1?	YES
7.	Will the Supplemental Investment Risk Interrogatories be filed by April 1?	YES
MAY FILING		
8.	Will this company be included in a combined annual statement which is filed with the NAIC by May 1?	YES
JUNE FILING		
9.	Will an audited financial report be filed by June 1?	YES
10.	Will Accountant's Letter of Qualifications be filed with the state of domicile and electronically with the NAIC by June 1?	YES

The following supplemental reports are required to be filed as part of your annual statement filing **if your company is engaged in the type of business covered by the supplement. However, in the event that your company does not transact the type of business for which the special report must be filed, your response of NO to the specific interrogatory will be accepted in lieu of filing a “NONE” report and a bar code will be printed below.** If the supplement is required of your company but is not being filed for whatever reason enter **SEE EXPLANATION** and provide an explanation following the interrogatory questions.




















MARCH FILING		
11.	Will Schedule SIS (Stockholder Information Supplement) be filed with the state of domicile by March 1?	NO
12.	Will the Financial Guaranty Insurance Exhibit be filed by March 1?	NO
13.	Will the Medicare Supplement Insurance Experience Exhibit be filed with the state of domicile and the NAIC by March 1?	NO
14.	Will Supplement A to Schedule T (Medical Professional Liability Supplement) be filed by March 1?	NO
15.	Will the Trusteed Surplus Statement be filed with the state of domicile and the NAIC by March 1?	NO
16.	Will the Premiums Attributed to Protected Cells Exhibit be filed by March 1?	NO
17.	Will the Reinsurance Summary Supplemental Filing for General Interrogatory 9 be filed with the state of domicile and the NAIC by March 1?	NO
18.	Will the Medicare Part D Coverage Supplement be filed with the state of domicile and the NAIC by March 1?	NO
19.	Will the confidential Actuarial Opinion Summary be filed with the state of domicile, if required, by March 15 (or the date otherwise specified)?....	YES
20.	Will the Reinsurance Attestation Supplement be filed with the state of domicile and the NAIC by March 1?	NO
21.	Will the Exceptions to the Reinsurance Attestation Supplement be filed with the state of domicile by March 1?	NO
22.	Will the Bail Bond Supplement be filed with the state of domicile and the NAIC by March 1?	NO
23.	Will the Director and Officer Insurance Coverage Supplement be filed with the state of domicile and the NAIC by March 1?	NO
24.	Will an approval from the reporting entity's state of domicile for relief related to the five-year rotation requirement for lead audit partner be filed electronically with the NAIC by March 1?	NO
25.	Will an approval from the reporting entity's state of domicile for relief related to the one-year cooling off period for independent CPA be filed electronically with the NAIC by March 1?	NO
26.	Will an approval from the reporting entity's state of domicile for relief related to the Requirements for Audit Committees be filed electronically with the NAIC by March 1?	NO
27.	Will the Supplemental Schedule for Reinsurance Counterparty Reporting Exception - Asbestos and Pollution Contracts be filed with the state of domicile and the NAIC by March 1?	NO
APRIL FILING		
28.	Will the Credit Insurance Experience Exhibit be filed with the state of domicile and the NAIC by April 1?	NO
29.	Will the Long-term Care Experience Reporting Forms be filed with the state of domicile and the NAIC by April 1?	NO
30.	Will the Accident and Health Policy Experience Exhibit be filed by April 1?	NO
31.	Will the Supplemental Health Care Exhibit (Parts 1, 2 and 3) be filed with the state of domicile and the NAIC by April 1?	NO
32.	Will the regulator only (non-public) Supplemental Health Care Exhibit's Expense Allocation Report be filed with the state of domicile and the NAIC by April 1?	NO
33.	Will the Cybersecurity and Identity Theft Insurance Coverage Supplement be filed with the state of domicile and the NAIC by April 1?	NO
34.	Will the Life, Health & Annuity Guaranty Association Assessable Premium Exhibit - Parts 1 and 2 be filed with the state of domicile and the NAIC by April 1?	NO
35.	Will the Private Flood Insurance Supplement be filed with the state of domicile and the NAIC by April 1?	NO
36.	Will the Mortgage Guaranty Insurance Exhibit be filed with the state of domicile and the NAIC by April 1?	NO
AUGUST FILING		
37.	Will Management's Report of Internal Control Over Financial Reporting be filed with the state of domicile by August 1?	YES
Explanations:		
11.		
12.		
13.		
14.		
15.		
16.		
17.		
18.		
19.		
20.		
21.		
22.		
23.		
24.		
25.		
26.		
27.		
28.		
29.		
30.		
31.		
32.		
33.		
34.		
35.		
36.		

Bar Codes:

11.	SIS Stockholder Information Supplement [Document Identifier 420]	
12.	Financial Guaranty Insurance Exhibit [Document Identifier 240]	
13.	Medicare Supplement Insurance Experience Exhibit [Document Identifier 360]	
14.	Supplement A to Schedule T [Document Identifier 455]	
15.	Trusteed Surplus Statement [Document Identifier 490]	
16.	Premiums Attributed to Protected Cells Exhibit [Document Identifier 385]	

ANNUAL STATEMENT FOR THE YEAR 2021 OF THE ALLMERICA FINANCIAL ALLIANCE INSURANCE COMPANY

SUPPLEMENTAL EXHIBITS AND SCHEDULES INTERROGATORIES

17.	Reinsurance Summary Supplemental Filing [Document Identifier 401]	 1 0 2 1 2 2 0 2 1 4 0 1 0 0 0 0 0
18.	Medicare Part D Coverage Supplement [Document Identifier 365]	 1 0 2 1 2 2 0 2 1 3 6 5 0 0 0 0 0
20.	Reinsurance Attestation Supplement [Document Identifier 399]	 1 0 2 1 2 2 0 2 1 3 9 9 0 0 0 0 0
21.	Exceptions to the Reinsurance Attestation Supplement [Document Identifier 400]	 1 0 2 1 2 2 0 2 1 4 0 0 0 0 0 0 0
22.	Bail Bond Supplement [Document Identifier 500]	 1 0 2 1 2 2 0 2 1 5 0 0 0 0 0 0 0
23.	Director and Officer Insurance Coverage Supplement [Document Identifier 505]	 1 0 2 1 2 2 0 2 1 5 0 5 0 0 0 0 0
24.	Relief from the five-year rotation requirement for lead audit partner [Document Identifier 224]	 1 0 2 1 2 2 0 2 1 2 2 4 0 0 0 0 0
25.	Relief from the one-year cooling off period for independent CPA [Document Identifier 225]	 1 0 2 1 2 2 0 2 1 2 2 5 0 0 0 0 0
26.	Relief from the Requirements for Audit Committees [Document Identifier 226]	 1 0 2 1 2 2 0 2 1 2 2 6 0 0 0 0 0
27.	Reinsurance Counterparty Reporting Exception – Asbestos and Pollution Contracts [Document Identifier 555]	 1 0 2 1 2 2 0 2 1 5 5 5 0 0 0 0 0
28.	Credit Insurance Experience Exhibit [Document Identifier 230]	 1 0 2 1 2 2 0 2 1 2 3 0 0 0 0 0 0
29.	Long-Term Care Experience Reporting Forms [Document Identifier 306]	 1 0 2 1 2 2 0 2 1 3 0 6 0 0 0 0 0
30.	Accident and Health Policy Experience Exhibit [Document Identifier 210]	 1 0 2 1 2 2 0 2 1 2 1 0 0 0 0 0 0
31.	Supplemental Health Care Exhibit (Parts 1, 2 and 3) [Document Identifier 216]	 1 0 2 1 2 2 0 2 1 2 1 6 0 0 0 0 0
32.	Supplemental Health Care Exhibit's Expense Allocation Report [Document Identifier 217]	 1 0 2 1 2 2 0 2 1 2 1 7 0 0 0 0 0
33.	Cybersecurity and Identity Theft Insurance Coverage Supplement [Document Identifier 550]	 1 0 2 1 2 2 0 2 1 5 5 0 0 0 0 0 0
34.	Life, Health & Annuity Guaranty Association Assessable Premium Exhibit - Parts 1 and 2 [Document Identifier 290]	 1 0 2 1 2 2 0 2 1 2 9 0 0 0 0 0 0
35.	Private Flood Insurance Supplement [Document Identifier 560]	 1 0 2 1 2 2 0 2 1 5 6 0 0 0 0 0 0
36.	Will the Mortgage Guaranty Insurance Exhibit [Document Identifier 565]	 1 0 2 1 2 2 0 2 1 5 6 5 0 0 0 0 0

NONE