



PROPERTY AND CASUALTY COMPANIES - ASSOCIATION EDITION

ANNUAL STATEMENT  
FOR THE YEAR ENDED DECEMBER 31, 2022  
OF THE CONDITION AND AFFAIRS OF THE

The Hanover New Jersey Insurance Company

NAIC Group Code 0088 0088 NAIC Company Code 11705 Employer's ID Number 86-1070355  
(Current) (Prior)

Organized under the Laws of New Hampshire, State of Domicile or Port of Entry NH  
Country of Domicile United States of America

Incorporated/Organized 07/15/2003 Commenced Business 08/01/2003

Statutory Home Office 4 Bedford Farms Drive, Suite 107, Bedford, NH, US 03110-5905  
(Street and Number) (City or Town, State, Country and Zip Code)

Main Administrative Office 440 Lincoln Street  
(Street and Number)  
Worcester, MA, US 01653-0002 508-853-7200  
(City or Town, State, Country and Zip Code) (Area Code) (Telephone Number)

Mail Address 440 Lincoln Street, Worcester, MA, US 01653-0002  
(Street and Number or P.O. Box) (City or Town, State, Country and Zip Code)

Primary Location of Books and Records 440 Lincoln Street  
(Street and Number)  
Worcester, MA, US 01653-0002 508-853-7200-8557928  
(City or Town, State, Country and Zip Code) (Area Code) (Telephone Number)

Internet Website Address WWW.HANOVER.COM

Statutory Statement Contact Dennis M. Hazelwood, 508-853-7200-8557928  
(Name) (Area Code) (Telephone Number)  
DHAZELWOOD@HANOVER.COM 508-853-6332  
(E-mail Address) (FAX Number)

OFFICERS

President John Conner Roche Vice President & Treasurer Nathaniel William Clarkin  
Senior Vice President & Secretary Charles Frederick Cronin

OTHER

Jeffrey Mark Farber, Executive Vice President & CFO Dennis Francis Kerrigan Jr., Executive Vice President & GC Willard Ty-Lunn Lee, Executive Vice President  
Bryan James Salvatore, Executive Vice President

DIRECTORS OR TRUSTEES

<u>Warren Ellison Barnes</u>	<u>Mary Bernadette Corrigan</u>	<u>Jeffrey Mark Farber</u>
<u>Lindsay France Greenfield</u>	<u>Dennis Francis Kerrigan Jr.</u>	<u>Richard William Lavey</u>
<u>Willard Ty-Lunn Lee</u>	<u>John Conner Roche</u>	<u>Bryan James Salvatore</u>

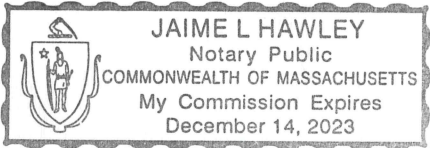
State of Massachusetts SS  
County of Worcester

The officers of this reporting entity being duly sworn, each depose and say that they are the described officers of said reporting entity, and that on the reporting period stated above, all of the herein described assets were the absolute property of the said reporting entity, free and clear from any liens or claims thereon, except as herein stated, and that this statement, together with related exhibits, schedules and explanations therein contained, annexed or referred to, is a full and true statement of all the assets and liabilities and of the condition and affairs of the said reporting entity as of the reporting period stated above, and of its income and deductions therefrom for the period ended, and have been completed in accordance with the NAIC Annual Statement Instructions and Accounting Practices and Procedures manual except to the extent that: (1) state law may differ; or, (2) that state rules or regulations require differences in reporting not related to accounting practices and procedures, according to the best of their information, knowledge and belief, respectively. Furthermore, the scope of this attestation by the described officers also includes the related corresponding electronic filing with the NAIC, when required, that is an exact copy (except for formatting differences due to electronic filing) of the enclosed statement. The electronic filing may be requested by various regulators in lieu of or in addition to the enclosed statement.

John Conner Roche Charles Frederick Cronin Nathaniel William Clarkin  
President Senior Vice President & Secretary Vice President & Treasurer

Subscribed and sworn to before me this 2nd day of February, 2023  
Jaime Hawley  
Notary  
December 14, 2023

- a. Is this an original filing? ..... Yes [ X ] No [ ]  
b. If no,  
1. State the amendment number.....  
2. Date filed .....  
3. Number of pages attached.....



ASSETS

	Current Year			Prior Year
	1 Assets	2 Nonadmitted Assets	3 Net Admitted Assets (Cols. 1 - 2)	4 Net Admitted Assets
1. Bonds (Schedule D) .....	0	0	0	29,601,044
2. Stocks (Schedule D):				
2.1 Preferred stocks .....	0	0	0	0
2.2 Common stocks .....	0	0	0	0
3. Mortgage loans on real estate (Schedule B):				
3.1 First liens .....	0	0	0	0
3.2 Other than first liens.....	0	0	0	0
4. Real estate (Schedule A):				
4.1 Properties occupied by the company (less \$ .....0 encumbrances) .....	0	0	0	0
4.2 Properties held for the production of income (less \$ .....0 encumbrances) .....	0	0	0	0
4.3 Properties held for sale (less \$ .....0 encumbrances) .....	0	0	0	0
5. Cash (\$ .....5,222,762 , Schedule E - Part 1), cash equivalents (\$ .....0 , Schedule E - Part 2) and short-term investments (\$ .....0 , Schedule DA) .....	5,222,762	0	5,222,762	1,104,416
6. Contract loans (including \$ .....0 premium notes) .....	0	0	0	0
7. Derivatives (Schedule DB) .....	0	0	0	0
8. Other invested assets (Schedule BA) .....	0	0	0	0
9. Receivable for securities .....	100,000	0	100,000	100,000
10. Securities lending reinvested collateral assets (Schedule DL) .....	0	0	0	0
11. Aggregate write-ins for invested assets .....	0	0	0	0
12. Subtotals, cash and invested assets (Lines 1 to 11) .....	5,322,762	0	5,322,762	30,805,460
13. Title plants less \$ .....0 charged off (for Title insurers only) .....	0	0	0	0
14. Investment income due and accrued .....	8,270	0	8,270	178,583
15. Premiums and considerations:				
15.1 Uncollected premiums and agents' balances in the course of collection.....	0	0	0	0
15.2 Deferred premiums, agents' balances and installments booked but deferred and not yet due (including \$ .....0 earned but unbilled premiums) .....	0	0	0	0
15.3 Accrued retrospective premiums (\$ .....0 ) and contracts subject to redetermination (\$ .....0 ) .....	0	0	0	0
16. Reinsurance:				
16.1 Amounts recoverable from reinsurers .....	0	0	0	0
16.2 Funds held by or deposited with reinsured companies .....	0	0	0	0
16.3 Other amounts receivable under reinsurance contracts .....	0	0	0	0
17. Amounts receivable relating to uninsured plans .....	0	0	0	0
18.1 Current federal and foreign income tax recoverable and interest thereon ....	0	0	0	5,088
18.2 Net deferred tax asset .....	478,958	478,958	0	0
19. Guaranty funds receivable or on deposit .....	0	0	0	0
20. Electronic data processing equipment and software .....	0	0	0	0
21. Furniture and equipment, including health care delivery assets (\$ .....0 ) .....	0	0	0	0
22. Net adjustment in assets and liabilities due to foreign exchange rates .....	0	0	0	0
23. Receivables from parent, subsidiaries and affiliates .....	24,826	0	24,826	0
24. Health care (\$ .....0 ) and other amounts receivable .....	0	0	0	0
25. Aggregate write-ins for other than invested assets .....	0	0	0	0
26. Total assets excluding Separate Accounts, Segregated Accounts and Protected Cell Accounts (Lines 12 to 25) .....	5,834,816	478,958	5,355,858	30,989,131
27. From Separate Accounts, Segregated Accounts and Protected Cell Accounts .....	0	0	0	0
28. Total (Lines 26 and 27)	5,834,816	478,958	5,355,858	30,989,131
DETAILS OF WRITE-INS				
1101. ....				
1102. ....				
1103. ....				
1198. Summary of remaining write-ins for Line 11 from overflow page .....	0	0	0	0
1199. Totals (Lines 1101 thru 1103 plus 1198)(Line 11 above)	0	0	0	0
2501. ....				
2502. ....				
2503. ....				
2598. Summary of remaining write-ins for Line 25 from overflow page .....	0	0	0	0
2599. Totals (Lines 2501 thru 2503 plus 2598)(Line 25 above)	0	0	0	0

ANNUAL STATEMENT FOR THE YEAR 2022 OF THE HANOVER NEW JERSEY INSURANCE COMPANY

LIABILITIES, SURPLUS AND OTHER FUNDS

	1 Current Year	2 Prior Year
1. Losses (Part 2A, Line 35, Column 8) .....	0	0
2. Reinsurance payable on paid losses and loss adjustment expenses (Schedule F, Part 1, Column 6) .....	0	0
3. Loss adjustment expenses (Part 2A, Line 35, Column 9) .....	0	0
4. Commissions payable, contingent commissions and other similar charges .....	0	0
5. Other expenses (excluding taxes, licenses and fees) .....	0	0
6. Taxes, licenses and fees (excluding federal and foreign income taxes) .....	0	0
7.1 Current federal and foreign income taxes (including \$ .....0 on realized capital gains (losses)) .....	0	0
7.2 Net deferred tax liability .....	0	40,713
8. Borrowed money \$ .....0 and interest thereon \$ .....0 .....	0	0
9. Unearned premiums (Part 1A, Line 38, Column 5) (after deducting unearned premiums for ceded reinsurance of \$ .....0 and including warranty reserves of \$ .....0 and accrued accident and health experience rating refunds including \$ .....0 for medical loss ratio rebate per the Public Health Service Act) .....	0	0
10. Advance premium .....	0	0
11. Dividends declared and unpaid:		
11.1 Stockholders .....	0	0
11.2 Policyholders .....	0	0
12. Ceded reinsurance premiums payable (net of ceding commissions) .....	0	0
13. Funds held by company under reinsurance treaties (Schedule F, Part 3, Column 20) .....	0	0
14. Amounts withheld or retained by company for account of others .....	0	0
15. Remittances and items not allocated .....	0	0
16. Provision for reinsurance (including \$ .....0 certified) (Schedule F, Part 3, Column 78) .....	0	0
17. Net adjustments in assets and liabilities due to foreign exchange rates .....	0	0
18. Drafts outstanding .....	0	0
19. Payable to parent, subsidiaries and affiliates .....	0	2,659
20. Derivatives .....	0	0
21. Payable for securities .....	0	0
22. Payable for securities lending .....	0	0
23. Liability for amounts held under uninsured plans .....	0	0
24. Capital notes \$ .....0 and interest thereon \$ .....0 .....	0	0
25. Aggregate write-ins for liabilities .....	0	0
26. Total liabilities excluding protected cell liabilities (Lines 1 through 25) .....	0	43,372
27. Protected cell liabilities .....	0	0
28. Total liabilities (Lines 26 and 27) .....	0	43,372
29. Aggregate write-ins for special surplus funds .....	0	0
30. Common capital stock .....	5,000,000	5,000,000
31. Preferred capital stock .....	0	0
32. Aggregate write-ins for other than special surplus funds .....	0	0
33. Surplus notes .....	0	0
34. Gross paid in and contributed surplus .....	277,330	19,000,000
35. Unassigned funds (surplus) .....	78,528	6,945,759
36. Less treasury stock, at cost:		
36.1 .....0 shares common (value included in Line 30 \$ .....0 ) .....	0	0
36.2 .....0 shares preferred (value included in Line 31 \$ .....0 ) .....	0	0
37. Surplus as regards policyholders (Lines 29 to 35, less 36) (Page 4, Line 39) .....	5,355,858	30,945,759
38. TOTALS (Page 2, Line 28, Col. 3) .....	5,355,858	30,989,131
DETAILS OF WRITE-INS		
2501. ....		
2502. ....		
2503. ....		
2598. Summary of remaining write-ins for Line 25 from overflow page .....	0	0
2599. Totals (Lines 2501 thru 2503 plus 2598)(Line 25 above) .....	0	0
2901. ....		
2902. ....		
2903. ....		
2998. Summary of remaining write-ins for Line 29 from overflow page .....	0	0
2999. Totals (Lines 2901 thru 2903 plus 2998)(Line 29 above) .....	0	0
3201. ....		
3202. ....		
3203. ....		
3298. Summary of remaining write-ins for Line 32 from overflow page .....	0	0
3299. Totals (Lines 3201 thru 3203 plus 3298)(Line 32 above) .....	0	0

STATEMENT OF INCOME

	1 Current Year	2 Prior Year
UNDERWRITING INCOME		
1. Premiums earned (Part 1, Line 35, Column 4).....	0	0
DEDUCTIONS:		
2. Losses incurred (Part 2, Line 35, Column 7) .....	0	0
3. Loss adjustment expenses incurred (Part 3, Line 25, Column 1) .....	0	0
4. Other underwriting expenses incurred (Part 3, Line 25, Column 2) .....	0	0
5. Aggregate write-ins for underwriting deductions .....	0	0
6. Total underwriting deductions (Lines 2 through 5) .....	0	0
7. Net income of protected cells .....	0	0
8. Net underwriting gain (loss) (Line 1 minus Line 6 plus Line 7) .....	0	0
INVESTMENT INCOME		
9. Net investment income earned (Exhibit of Net Investment Income, Line 17) .....	418,409	821,094
10. Net realized capital gains (losses) less capital gains tax of \$ ..... (4,089) (Exhibit of Capital Gains (Losses) ) .....	(2,501,911)	46,764
11. Net investment gain (loss) (Lines 9 + 10) .....	(2,083,502)	867,858
OTHER INCOME		
12. Net gain (loss) from agents' or premium balances charged off (amount recovered \$ .....0 amount charged off \$ .....0 ) .....	0	0
13. Finance and service charges not included in premiums .....	0	0
14. Aggregate write-ins for miscellaneous income .....	0	0
15. Total other income (Lines 12 through 14) .....	0	0
16. Net income before dividends to policyholders, after capital gains tax and before all other federal and foreign income taxes (Lines 8 + 11 + 15) .....	(2,083,502)	867,858
17. Dividends to policyholders .....	0	0
18. Net income, after dividends to policyholders, after capital gains tax and before all other federal and foreign income taxes (Line 16 minus Line 17) .....	(2,083,502)	867,858
19. Federal and foreign income taxes incurred .....	85,351	130,941
20. Net income (Line 18 minus Line 19)(to Line 22) .....	(2,168,853)	736,917
CAPITAL AND SURPLUS ACCOUNT		
21. Surplus as regards policyholders, December 31 prior year (Page 4, Line 39, Column 2) .....	30,945,759	30,831,962
22. Net income (from Line 20) .....	(2,168,853)	736,917
23. Net transfers (to) from Protected Cell accounts .....	0	0
24. Change in net unrealized capital gains or (losses) less capital gains tax of \$ .....0 .....	0	0
25. Change in net unrealized foreign exchange capital gain (loss) .....	0	0
26. Change in net deferred income tax .....	519,671	(23,120)
27. Change in nonadmitted assets (Exhibit of Nonadmitted Assets, Line 28, Col. 3) .....	(478,958)	0
28. Change in provision for reinsurance (Page 3, Line 16, Column 2 minus Column 1) .....	0	0
29. Change in surplus notes .....	0	0
30. Surplus (contributed to) withdrawn from protected cells .....	0	0
31. Cumulative effect of changes in accounting principles .....	0	0
32. Capital changes:		
32.1 Paid in .....	0	0
32.2 Transferred from surplus (Stock Dividend) .....	0	0
32.3 Transferred to surplus .....	0	0
33. Surplus adjustments:		
33.1 Paid in .....	(18,722,670)	0
33.2 Transferred to capital (Stock Dividend) .....	0	0
33.3 Transferred from capital .....	0	0
34. Net remittances from or (to) Home Office .....	0	0
35. Dividends to stockholders .....	(4,739,091)	(600,000)
36. Change in treasury stock (Page 3, Lines 36.1 and 36.2, Column 2 minus Column 1) .....	0	0
37. Aggregate write-ins for gains and losses in surplus .....	0	0
38. Change in surplus as regards policyholders for the year (Lines 22 through 37) .....	(25,589,901)	113,797
39. Surplus as regards policyholders, December 31 current year (Line 21 plus Line 38) (Page 3, Line 37)	5,355,858	30,945,759
DETAILS OF WRITE-INS		
0501. ....		
0502. ....		
0503. ....		
0598. Summary of remaining write-ins for Line 5 from overflow page .....	0	0
0599. Totals (Lines 0501 thru 0503 plus 0598)(Line 5 above)	0	0
1401. ....		
1402. ....		
1403. ....		
1498. Summary of remaining write-ins for Line 14 from overflow page .....	0	0
1499. Totals (Lines 1401 thru 1403 plus 1498)(Line 14 above)	0	0
3701. ....		
3702. ....		
3703. ....		
3798. Summary of remaining write-ins for Line 37 from overflow page .....	0	0
3799. Totals (Lines 3701 thru 3703 plus 3798)(Line 37 above)	0	0

ANNUAL STATEMENT FOR THE YEAR 2022 OF THE HANOVER NEW JERSEY INSURANCE COMPANY

CASH FLOW

	1	2
	Current Year	Prior Year
Cash from Operations		
1. Premiums collected net of reinsurance .....	0	0
2. Net investment income .....	468,695	807,044
3. Miscellaneous income .....	0	0
4. Total (Lines 1 through 3) .....	468,695	807,044
5. Benefit and loss related payments .....	0	0
6. Net transfers to Separate Accounts, Segregated Accounts and Protected Cell Accounts .....	0	0
7. Commissions, expenses paid and aggregate write-ins for deductions .....	0	0
8. Dividends paid to policyholders .....	0	0
9. Federal and foreign income taxes paid (recovered) net of \$ ..... (4,089) tax on capital gains (losses) .....	76,174	170,000
10. Total (Lines 5 through 9) .....	76,174	170,000
11. Net cash from operations (Line 4 minus Line 10) .....	392,521	637,044
Cash from Investments		
12. Proceeds from investments sold, matured or repaid:		
12.1 Bonds .....	8,562,834	4,567,007
12.2 Stocks .....	0	0
12.3 Mortgage loans .....	0	0
12.4 Real estate .....	0	0
12.5 Other invested assets .....	0	0
12.6 Net gains or (losses) on cash, cash equivalents and short-term investments .....	(46)	0
12.7 Miscellaneous proceeds .....	0	0
12.8 Total investment proceeds (Lines 12.1 to 12.7) .....	8,562,788	4,567,007
13. Cost of investments acquired (long-term only):		
13.1 Bonds .....	0	9,437,285
13.2 Stocks .....	0	0
13.3 Mortgage loans .....	0	0
13.4 Real estate .....	0	0
13.5 Other invested assets .....	0	0
13.6 Miscellaneous applications .....	0	100,000
13.7 Total investments acquired (Lines 13.1 to 13.6) .....	0	9,537,285
14. Net increase (decrease) in contract loans and premium notes .....	0	0
15. Net cash from investments (Line 12.8 minus Line 13.7 minus Line 14) .....	8,562,788	(4,970,278)
Cash from Financing and Miscellaneous Sources		
16. Cash provided (applied):		
16.1 Surplus notes, capital notes .....	0	0
16.2 Capital and paid in surplus, less treasury stock .....	(4,809,478)	0
16.3 Borrowed funds .....	0	0
16.4 Net deposits on deposit-type contracts and other insurance liabilities .....	0	0
16.5 Dividends to stockholders .....	0	130,964
16.6 Other cash provided (applied) .....	(27,485)	(589)
17. Net cash from financing and miscellaneous sources (Lines 16.1 to 16.4 minus Line 16.5 plus Line 16.6) .....	(4,836,963)	(131,553)
RECONCILIATION OF CASH, CASH EQUIVALENTS AND SHORT-TERM INVESTMENTS		
18. Net change in cash, cash equivalents and short-term investments (Line 11, plus Lines 15 and 17) .....	4,118,347	(4,464,787)
19. Cash, cash equivalents and short-term investments:		
19.1 Beginning of year .....	1,104,416	5,569,202
19.2 End of period (Line 18 plus Line 19.1) .....	5,222,762	1,104,416

Note: Supplemental disclosures of cash flow information for non-cash transactions:

20.0001. Bonds sold in settlement of intercompany dividend .....	(4,704,249)	(466,180)
20.0002. Accrued interest on bonds sold in settlement of intercompany dividend .....	(34,842)	(2,856)
20.0003. Bonds sold in settlement of stockholder return of capital .....	(13,827,240)	0
20.0004. Accrued interest on bonds sold in settlement of stockholder return of capital .....	(85,952)	0

Underwriting and Investment Exhibit - Part 1 - Premiums Earned

**N O N E**

Underwriting and Investment Exhibit - Part 1A - Recapitulation of all Premiums

**N O N E**

Underwriting and Investment Exhibit - Part 1B - Premiums Written

**N O N E**

ANNUAL STATEMENT FOR THE YEAR 2022 OF THE HANOVER NEW JERSEY INSURANCE COMPANY

UNDERWRITING AND INVESTMENT EXHIBIT

PART 2 - LOSSES PAID AND INCURRED

Line of Business	Losses Paid Less Salvage				5	6	7	8
	1	2	3	4				
	Direct Business	Reinsurance Assumed	Reinsurance Recovered	Net Payments (Cols. 1 + 2 - 3)	Net Losses Unpaid Current Year (Part 2A , Col. 8)	Net Losses Unpaid Prior Year	Losses Incurred Current Year (Cols. 4 + 5 - 6)	Percentage of Losses Incurred (Col. 7, Part 2) to Premiums Earned (Col. 4, Part 1)
1. Fire .....	0	0	0	0	0	0	0	0.0
2.1 Allied lines .....	0	0	0	0	0	0	0	0.0
2.2 Multiple peril crop .....	0	0	0	0	0	0	0	0.0
2.3 Federal flood .....	0	0	0	0	0	0	0	0.0
2.4 Private crop .....	0	0	0	0	0	0	0	0.0
2.5 Private flood .....	0	0	0	0	0	0	0	0.0
3. Farmowners multiple peril .....	0	0	0	0	0	0	0	0.0
4. Homeowners multiple peril .....	0	0	0	0	0	0	0	0.0
5.1 Commercial multiple peril (non-liability portion) .....	0	0	0	0	0	0	0	0.0
5.2 Commercial multiple peril (liability portion) .....	0	0	0	0	0	0	0	0.0
6. Mortgage guaranty .....	0	0	0	0	0	0	0	0.0
8. Ocean marine .....	0	0	0	0	0	0	0	0.0
9. Inland marine .....	0	0	0	0	0	0	0	0.0
10. Financial guaranty .....	0	0	0	0	0	0	0	0.0
11.1 Medical professional liability - occurrence .....	0	0	0	0	0	0	0	0.0
11.2 Medical professional liability - claims-made .....	0	0	0	0	0	0	0	0.0
12. Earthquake .....	0	0	0	0	0	0	0	0.0
13.1 Comprehensive (hospital and medical) individual .....	0	0	0	0	0	0	0	0.0
13.2 Comprehensive (hospital and medical) group .....	0	0	0	0	0	0	0	0.0
14. Credit accident and health (group and individual) .....	0	0	0	0	0	0	0	0.0
15.1 Vision only .....	0	0	0	0	0	0	0	0.0
15.2 Dental only .....	0	0	0	0	0	0	0	0.0
15.3 Disability income .....	0	0	0	0	0	0	0	0.0
15.4 Medicare supplement .....	0	0	0	0	0	0	0	0.0
15.5 Medicaid Title XIX .....	0	0	0	0	0	0	0	0.0
15.6 Medicare Title XVIII .....	0	0	0	0	0	0	0	0.0
15.7 Long-term care .....	0	0	0	0	0	0	0	0.0
15.8 Federal employees health benefits plan .....	0	0	0	0	0	0	0	0.0
15.9 Other health .....	0	0	0	0	0	0	0	0.0
16. Workers' compensation .....	0	0	0	0	0	0	0	0.0
17.1 Other liability - occurrence .....	0	0	0	0	0	0	0	0.0
17.2 Other liability - claims-made .....	0	0	0	0	0	0	0	0.0
17.3 Excess workers' compensation .....	0	0	0	0	0	0	0	0.0
18.1 Products liability - occurrence .....	0	0	0	0	0	0	0	0.0
18.2 Products liability - claims-made .....	0	0	0	0	0	0	0	0.0
19.1 Private passenger auto no-fault (personal injury protection) .....	(6,661)	0	(6,661)	0	0	0	0	0.0
19.2 Other private passenger auto liability.....	(600)	0	(600)	0	0	0	0	0.0
19.3 Commercial auto no-fault (personal injury protection) .....	0	0	0	0	0	0	0	0.0
19.4 Other commercial auto liability.....	0	0	0	0	0	0	0	0.0
21.1 Private passenger auto physical damage .....	(986)	0	(986)	0	0	0	0	0.0
21.2 Commercial auto physical damage .....	0	0	0	0	0	0	0	0.0
22. Aircraft (all perils) .....	0	0	0	0	0	0	0	0.0
23. Fidelity .....	0	0	0	0	0	0	0	0.0
24. Surety .....	0	0	0	0	0	0	0	0.0
26. Burglary and theft .....	0	0	0	0	0	0	0	0.0
27. Boiler and machinery .....	0	0	0	0	0	0	0	0.0
28. Credit .....	0	0	0	0	0	0	0	0.0
29. International .....	0	0	0	0	0	0	0	0.0
30. Warranty .....	0	0	0	0	0	0	0	0.0
31. Reinsurance - nonproportional assumed property .....	XXX	0	0	0	0	0	0	0.0
32. Reinsurance - nonproportional assumed liability .....	XXX	0	0	0	0	0	0	0.0
33. Reinsurance - nonproportional assumed financial lines .....	XXX	0	0	0	0	0	0	0.0
34. Aggregate write-ins for other lines of business .....	0	0	0	0	0	0	0	0.0
35. TOTALS .....	(8,247)	0	(8,247)	0	0	0	0	0.0
DETAILS OF WRITE-INS								
3401. ....								
3402. ....								
3403. ....								
3498. Summary of remaining write-ins for Line 34 from overflow page .....	0	0	0	0	0	0	0	0.0
3499. Totals (Lines 3401 thru 3403 plus 3498)(Line 34 above) .....	0	0	0	0	0	0	0	0.0

ANNUAL STATEMENT FOR THE YEAR 2022 OF THE HANOVER NEW JERSEY INSURANCE COMPANY

**UNDERWRITING AND INVESTMENT EXHIBIT**

PART 2A - UNPAID LOSSES AND LOSS ADJUSTMENT EXPENSES

Line of Business	Reported Losses				Incurred But Not Reported			8	9
	1	2	3	4	5	6	7		
	Direct	Reinsurance Assumed	Deduct Reinsurance Recoverable	Net Losses Excl. Incurred But Not Reported (Cols. 1 + 2 - 3)	Direct	Reinsurance Assumed	Reinsurance Ceded	Net Losses Unpaid (Cols. 4 + 5 + 6 - 7)	Net Unpaid Loss Adjustment Expenses
1. Fire .....	0	0	0	0	0	0	0	0	0
2.1 Allied lines .....	0	0	0	0	0	0	0	0	0
2.2 Multiple peril crop .....	0	0	0	0	0	0	0	0	0
2.3 Federal flood .....	0	0	0	0	0	0	0	0	0
2.4 Private crop .....	0	0	0	0	0	0	0	0	0
2.5 Private flood .....	0	0	0	0	0	0	0	0	0
3. Farmowners multiple peril .....	0	0	0	0	0	0	0	0	0
4. Homeowners multiple peril .....	0	0	0	0	0	0	0	0	0
5.1 Commercial multiple peril (non-liability portion) .....	0	0	0	0	0	0	0	0	0
5.2 Commercial multiple peril (liability portion) .....	0	0	0	0	0	0	0	0	0
6. Mortgage guaranty .....	0	0	0	0	0	0	0	0	0
8. Ocean marine .....	0	0	0	0	0	0	0	0	0
9. Inland marine .....	0	0	0	0	0	0	0	0	0
10. Financial guaranty .....	0	0	0	0	0	0	0	0	0
11.1 Medical professional liability - occurrence .....	0	0	0	0	0	0	0	0	0
11.2 Medical professional liability - claims-made .....	0	0	0	0	0	0	0	0	0
12. Earthquake .....	0	0	0	0	0	0	0	0	0
13.1 Comprehensive (hospital and medical) individual .....	0	0	0	0	0	0	0	(a) 0	0
13.2 Comprehensive (hospital and medical) group .....	0	0	0	0	0	0	0	(a) 0	0
14. Credit accident and health (group and individual) .....	0	0	0	0	0	0	0	0	0
15.1 Vision only .....	0	0	0	0	0	0	0	(a) 0	0
15.2 Dental only .....	0	0	0	0	0	0	0	(a) 0	0
15.3 Disability income .....	0	0	0	0	0	0	0	(a) 0	0
15.4 Medicare supplement .....	0	0	0	0	0	0	0	(a) 0	0
15.5 Medicaid Title XIX .....	0	0	0	0	0	0	0	(a) 0	0
15.6 Medicare Title XVIII .....	0	0	0	0	0	0	0	(a) 0	0
15.7 Long-term care .....	0	0	0	0	0	0	0	(a) 0	0
15.8 Federal employees health benefits plan .....	0	0	0	0	0	0	0	(a) 0	0
15.9 Other health .....	0	0	0	0	0	0	0	(a) 0	0
16. Workers' compensation .....	0	0	0	0	0	0	0	0	0
17.1 Other liability - occurrence .....	0	0	0	0	0	0	0	0	0
17.2 Other liability - claims-made .....	0	0	0	0	0	0	0	0	0
17.3 Excess workers' compensation .....	0	0	0	0	0	0	0	0	0
18.1 Products liability - occurrence .....	0	0	0	0	0	0	0	0	0
18.2 Products liability - claims-made .....	0	0	0	0	0	0	0	0	0
19.1 Private passenger auto no-fault (personal injury protection) .....	0	0	0	0	0	0	0	0	0
19.2 Other private passenger auto liability.....	5,000	0	5,000	0	177	0	177	0	0
19.3 Commercial auto no-fault (personal injury protection) .....	0	0	0	0	0	0	0	0	0
19.4 Other commercial auto liability.....	0	0	0	0	0	0	0	0	0
21.1 Private passenger auto physical damage .....	0	0	0	0	0	0	0	0	0
21.2 Commercial auto physical damage .....	0	0	0	0	0	0	0	0	0
22. Aircraft (all perils) .....	0	0	0	0	0	0	0	0	0
23. Fidelity .....	0	0	0	0	0	0	0	0	0
24. Surety .....	0	0	0	0	0	0	0	0	0
26. Burglary and theft .....	0	0	0	0	0	0	0	0	0
27. Boiler and machinery .....	0	0	0	0	0	0	0	0	0
28. Credit .....	0	0	0	0	0	0	0	0	0
29. International .....	0	0	0	0	0	0	0	0	0
30. Warranty .....	0	0	0	0	0	0	0	0	0
31. Reinsurance - nonproportional assumed property .....	XXX	0	0	0	XXX	0	0	0	0
32. Reinsurance - nonproportional assumed liability .....	XXX	0	0	0	XXX	0	0	0	0
33. Reinsurance - nonproportional assumed financial lines .....	XXX	0	0	0	XXX	0	0	0	0
34. Aggregate write-ins for other lines of business .....	0	0	0	0	0	0	0	0	0
35. TOTALS .....	5,000	0	5,000	0	177	0	177	0	0
DETAILS OF WRITE-INS .....									
3401. ....									
3402. ....									
3403. ....									
3498. Summary of remaining write-ins for Line 34 from overflow page .....	0	0	0	0	0	0	0	0	0
3499. Totals (Lines 3401 thru 3403 plus 3498)(Line 34 above) .....	0	0	0	0	0	0	0	0	0

(a) Including \$ .....0 for present value of life indemnity claims reported in Lines 13 and 15.



UNDERWRITING AND INVESTMENT EXHIBIT

PART 3 - EXPENSES

	1	2	3	4
	Loss Adjustment Expenses	Other Underwriting Expenses	Investment Expenses	Total
1. Claim adjustment services:				
1.1 Direct .....	(3,271)	0	0	(3,271)
1.2 Reinsurance assumed .....	0	0	0	0
1.3 Reinsurance ceded .....	(3,271)	0	0	(3,271)
1.4 Net claim adjustment service (1.1 + 1.2 - 1.3) .....	0	0	0	0
2. Commission and brokerage:				
2.1 Direct excluding contingent .....	0	0	0	0
2.2 Reinsurance assumed, excluding contingent .....	0	0	0	0
2.3 Reinsurance ceded, excluding contingent .....	0	0	0	0
2.4 Contingent - direct .....	0	0	0	0
2.5 Contingent - reinsurance assumed .....	0	0	0	0
2.6 Contingent - reinsurance ceded .....	0	0	0	0
2.7 Policy and membership fees .....	0	0	0	0
2.8 Net commission and brokerage (2.1 + 2.2 - 2.3 + 2.4 + 2.5 - 2.6 + 2.7) ..	0	0	0	0
3. Allowances to managers and agents .....	0	0	0	0
4. Advertising .....	0	0	0	0
5. Boards, bureaus and associations .....	0	0	0	0
6. Surveys and underwriting reports .....	0	0	0	0
7. Audit of assureds' records .....	0	0	0	0
8. Salary and related items:				
8.1 Salaries .....	0	0	0	0
8.2 Payroll taxes .....	0	0	0	0
9. Employee relations and welfare .....	0	0	0	0
10. Insurance .....	0	0	0	0
11. Directors' fees .....	0	0	0	0
12. Travel and travel items .....	0	0	0	0
13. Rent and rent items .....	0	0	0	0
14. Equipment .....	0	0	0	0
15. Cost or depreciation of EDP equipment and software .....	0	0	0	0
16. Printing and stationery .....	0	0	0	0
17. Postage, telephone and telegraph, exchange and express .....	0	0	0	0
18. Legal and auditing .....	0	0	0	0
19. Totals (Lines 3 to 18) .....	0	0	0	0
20. Taxes, licenses and fees:				
20.1 State and local insurance taxes deducting guaranty association credits of \$ .....0 .....	0	0	0	0
20.2 Insurance department licenses and fees .....	0	0	0	0
20.3 Gross guaranty association assessments .....	0	0	0	0
20.4 All other (excluding federal and foreign income and real estate) .....	0	0	0	0
20.5 Total taxes, licenses and fees (20.1 + 20.2 + 20.3 + 20.4) .....	0	0	0	0
21. Real estate expenses .....	0	0	0	0
22. Real estate taxes .....	0	0	0	0
23. Reimbursements by uninsured plans .....	0	0	0	0
24. Aggregate write-ins for miscellaneous expenses .....	0	0	0	0
25. Total expenses incurred .....	0	0	0	(a) 0
26. Less unpaid expenses - current year .....	0	0	0	0
27. Add unpaid expenses - prior year .....	0	0	0	0
28. Amounts receivable relating to uninsured plans, prior year .....	0	0	0	0
29. Amounts receivable relating to uninsured plans, current year .....	0	0	0	0
30. TOTAL EXPENSES PAID (Lines 25 - 26 + 27 - 28 + 29)	0	0	0	0
DETAILS OF WRITE-INS				
2401. ....				
2402. ....				
2403. ....				
2498. Summary of remaining write-ins for Line 24 from overflow page .....	0	0	0	0
2499. Totals (Lines 2401 thru 2403 plus 2498)(Line 24 above)	0	0	0	0

(a) Includes management fees of \$ .....0 to affiliates and \$ .....0 to non-affiliates.

ANNUAL STATEMENT FOR THE YEAR 2022 OF THE HANOVER NEW JERSEY INSURANCE COMPANY

EXHIBIT OF NET INVESTMENT INCOME

		1	2
		Collected During Year	Earned During Year
1.	U.S. Government bonds .....	(a) .....53,831	.....38,140
1.1	Bonds exempt from U.S. tax .....	(a) .....353	.....165
1.2	Other bonds (unaffiliated) .....	(a) .....491,835	.....329,138
1.3	Bonds of affiliates .....	(a) .....0	.....0
2.1	Preferred stocks (unaffiliated) .....	(b) .....0	.....0
2.11	Preferred stocks of affiliates .....	(b) .....0	.....0
2.2	Common stocks (unaffiliated) .....	.....0	.....0
2.21	Common stocks of affiliates .....	.....0	.....0
3.	Mortgage loans .....	(c) .....0	.....0
4.	Real estate .....	(d) .....0	.....0
5	Contract loans .....	.....0	.....0
6	Cash, cash equivalents and short-term investments .....	(e) .....42,703	.....50,965
7	Derivative instruments .....	(f) .....0	.....0
8.	Other invested assets .....	.....0	.....0
9.	Aggregate write-ins for investment income .....	.....0	.....0
10.	Total gross investment income .....	588,722	418,409
11.	Investment expenses .....		(g) .....0
12.	Investment taxes, licenses and fees, excluding federal income taxes .....		(g) .....0
13.	Interest expense .....		(h) .....0
14.	Depreciation on real estate and other invested assets .....		(i) .....0
15.	Aggregate write-ins for deductions from investment income .....		.....0
16.	Total deductions (Lines 11 through 15) .....		.....0
17.	Net investment income (Line 10 minus Line 16)		418,409
DETAILS OF WRITE-INS			
0901.	.....		
0902.	.....		
0903.	.....		
0998.	Summary of remaining write-ins for Line 9 from overflow page .....	0	0
0999.	Totals (Lines 0901 thru 0903 plus 0998) (Line 9, above)	0	0
1501.	.....		
1502.	.....		
1503.	.....		
1598.	Summary of remaining write-ins for Line 15 from overflow page .....		0
1599.	Totals (Lines 1501 thru 1503 plus 1598) (Line 15, above)		0

- (a) Includes \$ .....12,406 accrual of discount less \$ .....13,173 amortization of premium and less \$ .....0 paid for accrued interest on purchases.
- (b) Includes \$ .....0 accrual of discount less \$ .....0 amortization of premium and less \$ .....0 paid for accrued dividends on purchases.
- (c) Includes \$ .....0 accrual of discount less \$ .....0 amortization of premium and less \$ .....0 paid for accrued interest on purchases.
- (d) Includes \$ .....0 for company's occupancy of its own buildings; and excludes \$ .....0 interest on encumbrances.
- (e) Includes \$ .....19,440 accrual of discount less \$ .....0 amortization of premium and less \$ .....0 paid for accrued interest on purchases.
- (f) Includes \$ .....0 accrual of discount less \$ .....0 amortization of premium.
- (g) Includes \$ .....0 investment expenses and \$ .....0 investment taxes, licenses and fees, excluding federal income taxes, attributable to segregated and Separate Accounts.
- (h) Includes \$ .....0 interest on surplus notes and \$ .....0 interest on capital notes.
- (i) Includes \$ .....0 depreciation on real estate and \$ .....0 depreciation on other invested assets.

EXHIBIT OF CAPITAL GAINS (LOSSES)

		1	2	3	4	5
		Realized Gain (Loss) On Sales or Maturity	Other Realized Adjustments	Total Realized Capital Gain (Loss) (Columns 1 + 2)	Change in Unrealized Capital Gain (Loss)	Change in Unrealized Foreign Exchange Capital Gain (Loss)
1.	U.S. Government bonds .....	(478,958)	0	(478,958)	0	0
1.1	Bonds exempt from U.S. tax .....	(128)	0	(128)	0	0
1.2	Other bonds (unaffiliated) .....	(2,026,867)	0	(2,026,867)	0	0
1.3	Bonds of affiliates .....	0	0	0	0	0
2.1	Preferred stocks (unaffiliated) .....	0	0	0	0	0
2.11	Preferred stocks of affiliates .....	0	0	0	0	0
2.2	Common stocks (unaffiliated) .....	0	0	0	0	0
2.21	Common stocks of affiliates .....	0	0	0	0	0
3.	Mortgage loans .....	0	0	0	0	0
4.	Real estate .....	0	0	0	0	0
5.	Contract loans .....	0	0	0	0	0
6.	Cash, cash equivalents and short-term investments .....	(46)	0	(46)	0	0
7.	Derivative instruments .....	0	0	0	0	0
8.	Other invested assets .....	0	0	0	0	0
9.	Aggregate write-ins for capital gains (losses) .....	0	0	0	0	0
10.	Total capital gains (losses)	(2,505,999)	0	(2,505,999)	0	0
DETAILS OF WRITE-INS						
0901.	.....					
0902.	.....					
0903.	.....					
0998.	Summary of remaining write-ins for Line 9 from overflow page .....	0	0	0	0	0
0999.	Totals (Lines 0901 thru 0903 plus 0998) (Line 9, above)	0	0	0	0	0

ANNUAL STATEMENT FOR THE YEAR 2022 OF THE HANOVER NEW JERSEY INSURANCE COMPANY

EXHIBIT OF NON-ADMITTED ASSETS

	1	2	3
	Current Year Total Nonadmitted Assets	Prior Year Total Nonadmitted Assets	Change in Total Nonadmitted Assets (Col. 2 - Col. 1)
1. Bonds (Schedule D) .....	0	0	0
2. Stocks (Schedule D):			
2.1 Preferred stocks .....	0	0	0
2.2 Common stocks .....	0	0	0
3. Mortgage loans on real estate (Schedule B):			
3.1 First liens .....	0	0	0
3.2 Other than first liens.....	0	0	0
4. Real estate (Schedule A):			
4.1 Properties occupied by the company .....	0	0	0
4.2 Properties held for the production of income.....	0	0	0
4.3 Properties held for sale .....	0	0	0
5. Cash (Schedule E - Part 1), cash equivalents (Schedule E - Part 2) and short-term investments (Schedule DA) .....	0	0	0
6. Contract loans .....	0	0	0
7. Derivatives (Schedule DB) .....	0	0	0
8. Other invested assets (Schedule BA) .....	0	0	0
9. Receivables for securities .....	0	0	0
10. Securities lending reinvested collateral assets (Schedule DL) .....	0	0	0
11. Aggregate write-ins for invested assets .....	0	0	0
12. Subtotals, cash and invested assets (Lines 1 to 11) .....	0	0	0
13. Title plants (for Title insurers only) .....	0	0	0
14. Investment income due and accrued .....	0	0	0
15. Premiums and considerations:			
15.1 Uncollected premiums and agents' balances in the course of collection .....	0	0	0
15.2 Deferred premiums, agents' balances and installments booked but deferred and not yet due ..	0	0	0
15.3 Accrued retrospective premiums and contracts subject to redetermination .....	0	0	0
16. Reinsurance:			
16.1 Amounts recoverable from reinsurers .....	0	0	0
16.2 Funds held by or deposited with reinsured companies .....	0	0	0
16.3 Other amounts receivable under reinsurance contracts .....	0	0	0
17. Amounts receivable relating to uninsured plans .....	0	0	0
18.1 Current federal and foreign income tax recoverable and interest thereon .....	0	0	0
18.2 Net deferred tax asset .....	478,958	0	(478,958)
19. Guaranty funds receivable or on deposit .....	0	0	0
20. Electronic data processing equipment and software .....	0	0	0
21. Furniture and equipment, including health care delivery assets .....	0	0	0
22. Net adjustment in assets and liabilities due to foreign exchange rates .....	0	0	0
23. Receivables from parent, subsidiaries and affiliates .....	0	0	0
24. Health care and other amounts receivable .....	0	0	0
25. Aggregate write-ins for other than invested assets .....	0	0	0
26. Total assets excluding Separate Accounts, Segregated Accounts and Protected Cell Accounts (Lines 12 to 25) .....	478,958	0	(478,958)
27. From Separate Accounts, Segregated Accounts and Protected Cell Accounts .....	0	0	0
28. Total (Lines 26 and 27) .....	478,958	0	(478,958)
DETAILS OF WRITE-INS			
1101. ....			
1102. ....			
1103. ....			
1198. Summary of remaining write-ins for Line 11 from overflow page .....	0	0	0
1199. Totals (Lines 1101 thru 1103 plus 1198)(Line 11 above)	0	0	0
2501. ....			
2502. ....			
2503. ....			
2598. Summary of remaining write-ins for Line 25 from overflow page .....	0	0	0
2599. Totals (Lines 2501 thru 2503 plus 2598)(Line 25 above)	0	0	0

ANNUAL STATEMENT FOR THE YEAR 2022 OF THE HANOVER NEW JERSEY INSURANCE COMPANY

NOTES TO FINANCIAL STATEMENTS

NOTE 1   Summary of Significant Accounting Policies and Going Concern

A.   Accounting Practices

The financial statements of The Hanover New Jersey Insurance Company (“the Company”) are presented on the basis of accounting practices prescribed or permitted by the State of New Hampshire Insurance Department.

The State of New Hampshire Insurance Department recognizes only statutory accounting practices prescribed or permitted by the State of New Hampshire for determining and reporting the financial condition and results of operations of an insurance company, for determining its solvency under the New Hampshire Insurance Law. The National Association of Insurance Commissioners (“NAIC”) “Accounting Practices and Procedures Manual” (“NAIC SAP”) has been adopted as a component of prescribed or permitted practices by the State of New Hampshire. The State has not adopted any prescribed accounting practices that differ from those found in NAIC SAP.

A reconciliation of the Company’s net income and capital and surplus between NAIC SAP and practices prescribed and permitted by the State of New Hampshire is shown below:

	SSAP #	F/S Page	F/S Line #	2022	2021
NET INCOME					
(1) State basis (Page 4, Line 20, Columns 1 & 2)	XXX	XXX	XXX	\$ (2,168,853)	\$ 736,917
(2) State Prescribed Practices that are an increase/ (decrease) from NAIC SAP:				\$ -	\$ -
(3) State Permitted Practices that are an increase/(decrease) from NAIC SAP:				\$ -	\$ -
(4) NAIC SAP (1-2-3=4)	XXX	XXX	XXX	<u>\$ (2,168,853)</u>	<u>\$ 736,917</u>
SURPLUS					
(5) State basis (Page 3, Line 37, Columns 1 & 2)	XXX	XXX	XXX	\$ 5,355,858	\$ 30,945,759
(6) State Prescribed Practices that are an increase/(decrease) from NAIC SAP:				\$ -	\$ -
(7) State Permitted Practices that are an increase/(decrease) from NAIC SAP:				\$ -	\$ -
(8) NAIC SAP (5-6-7=8)	XXX	XXX	XXX	<u>\$ 5,355,858</u>	<u>\$ 30,945,759</u>

B.   Use of Estimates in the Preparation of the Financial Statements

The preparation of financial statements in conformity with Statutory Accounting Principles requires management to make estimates and assumptions that affect the reported amounts of assets and liabilities. It also requires disclosure of contingent assets and liabilities at the date of the financial statements and the reported amounts of revenue and expenses during the period. Actual results could differ from those estimates.

C.   Accounting Policy

- (1) Short-term investments are stated at amortized cost.
- (2) Bonds not backed by loans are stated at either amortized cost or fair value, using the scientific interest method, in accordance with the NAIC Purposes and Procedures of the Securities Valuation Office.
- (3) Common stocks are carried at fair value.
- (4) The Company does not own any preferred stocks.
- (5) The Company does not own any mortgage loans.
- (6) Loan-backed securities are stated at either amortized cost or fair value, in accordance with the NAIC Purposes and Procedures of the Securities Valuation Office.
- (7) The Company does not own any stocks of, or have any interest in, any subsidiaries.
- (8) The Company does not own any other invested assets.
- (9) The Company does not own any derivatives.
- (10)The Company does utilize anticipated investment income as a factor in the premium deficiency calculation.
- (11)Unpaid losses and loss adjustment expenses include an amount determined from individual case estimates and loss reports and an amount, based on past experience, for losses incurred but not reported (“IBNR”). Such liabilities are necessarily based on assumptions and estimates and while management believes the amount is adequate, the ultimate liability may be in excess of or less than the amount provided. The methods for making such estimates and for establishing the resulting liabilities are continually reviewed and any adjustments are reflected in the period determined.
- (12)The Company has not modified its capitalization policy from the prior year.
- (13)The Company does not write major medical insurance with prescription drug coverage.

D.   Going Concern

Not applicable

NOTE 2   Accounting Changes and Corrections of Errors

Not applicable

NOTE 3   Business Combinations and Goodwill

Not applicable

NOTES TO FINANCIAL STATEMENTS

NOTE 4 Discontinued Operations

Not applicable

NOTE 5 Investments

A., B., C., D., E., F., G., H., I., J., K.

Not applicable

L. Restricted Assets

1. Restricted Assets (Including Pledged)

Restricted Asset Category	Gross (Admitted & Nonadmitted) Restricted						
	Current Year					6	7
	1	2	3	4	5		
	Total General Account (G/A)	G/A Supporting Protected Cell Account Activity (a)	Total Protected Cell Account Restricted Assets	Protected Cell Account Assets Supporting G/A Activity (b)	Total (1 plus 3)	Total From Prior Year	Increase/ (Decrease) (5 minus 6)
a. Subject to contractual obligation for which liability is not shown	\$ -	\$ -	\$ -	\$ -	\$ -	\$ -	\$ -
b. Collateral held under security lending agreements	\$ -	\$ -	\$ -	\$ -	\$ -	\$ -	\$ -
c. Subject to repurchase agreements	\$ -	\$ -	\$ -	\$ -	\$ -	\$ -	\$ -
d. Subject to reverse repurchase agreements	\$ -	\$ -	\$ -	\$ -	\$ -	\$ -	\$ -
e. Subject to dollar repurchase agreements	\$ -	\$ -	\$ -	\$ -	\$ -	\$ -	\$ -
f. Subject to dollar reverse repurchase agreements	\$ -	\$ -	\$ -	\$ -	\$ -	\$ -	\$ -
g. Placed under option contracts	\$ -	\$ -	\$ -	\$ -	\$ -	\$ -	\$ -
h. Letter stock or securities restricted as to sale - excluding FHLB capital stock	\$ -	\$ -	\$ -	\$ -	\$ -	\$ -	\$ -
i. FHLB capital stock	\$ -	\$ -	\$ -	\$ -	\$ -	\$ -	\$ -
j. On deposit with states	\$ 100,000	\$ -	\$ -	\$ -	\$ 100,000	\$ 100,000	\$ -
k. On deposit with other regulatory bodies	\$ -	\$ -	\$ -	\$ -	\$ -	\$ -	\$ -
l. Pledged collateral to FHLB (including assets backing funding agreements)	\$ -	\$ -	\$ -	\$ -	\$ -	\$ -	\$ -
m. Pledged as collateral not captured in other categories	\$ -	\$ -	\$ -	\$ -	\$ -	\$ -	\$ -
n. Other restricted assets	\$ -	\$ -	\$ -	\$ -	\$ -	\$ -	\$ -
o. Total Restricted Assets (Sum of a through n)	\$ 100,000	\$ -	\$ -	\$ -	\$ 100,000	\$ 100,000	\$ -

(a) Subset of Column 1

(b) Subset of Column 3

Restricted Asset Category	Current Year			
	8	9	Percentage	
			10	11
	Total Non-admitted Restricted	Total Admitted Restricted (5 minus 8)	Gross (Admitted & Non-admitted) Restricted to Total Assets (c)	Admitted Restricted to Total Admitted Assets (d)
a. Subject to contractual obligation for which liability is not shown	\$ -	\$ -	0.000%	0.000%
b. Collateral held under security lending agreements	\$ -	\$ -	0.000%	0.000%
c. Subject to repurchase agreements	\$ -	\$ -	0.000%	0.000%
d. Subject to reverse repurchase agreements	\$ -	\$ -	0.000%	0.000%
e. Subject to dollar repurchase agreements	\$ -	\$ -	0.000%	0.000%
f. Subject to dollar reverse repurchase agreements	\$ -	\$ -	0.000%	0.000%
g. Placed under option contracts	\$ -	\$ -	0.000%	0.000%
h. Letter stock or securities restricted as to sale - excluding FHLB capital stock	\$ -	\$ -	0.000%	0.000%
i. FHLB capital stock	\$ -	\$ -	0.000%	0.000%
j. On deposit with states	\$ -	\$ 100,000	1.714%	1.867%
k. On deposit with other regulatory bodies	\$ -	\$ -	0.000%	0.000%
l. Pledged collateral to FHLB (including assets backing funding agreements)	\$ -	\$ -	0.000%	0.000%
m. Pledged as collateral not captured in other categories	\$ -	\$ -	0.000%	0.000%
n. Other restricted assets	\$ -	\$ -	0.000%	0.000%
o. Total Restricted Assets (Sum of a through n)	\$ -	\$ 100,000	1.714%	1.867%

(c) Column 5 divided by Asset Page, Column 1, Line 28

(d) Column 9 divided by Asset Page, Column 3, Line 28

2. Detail of Assets Pledged as Collateral Not Captured in Other Categories (Contracts That Share Similar Characteristics, Such as Reinsurance and Derivatives, Are Reported in the Aggregate)

Not applicable

3. Detail of Other Restricted Assets (Contracts That Share Similar Characteristics, Such as Reinsurance and Derivatives, Are Reported in the Aggregate)

Not applicable

NOTES TO FINANCIAL STATEMENTS

4. Collateral Received and Reflected as Assets Within the Reporting Entity's Financial Statements

Not applicable

M., N., O., P.

Not applicable

Q. Prepayment Penalty and Acceleration Fees

	General Account	Protected Cell
1. Number of CUSIPs	3	0
2. Aggregate Amount of Investment Income	\$ 4,297	\$ -

R. Reporting Entity's Share of Cash Pool by Asset Type

Not applicable

NOTE 6 Joint Ventures, Partnerships and Limited Liability Companies

Not applicable

NOTE 7 Investment Income

The Company did not have any due and accrued amounts over 90 days past due to exclude from surplus.

NOTE 8 Derivative Instruments

Not applicable

NOTE 9 Income Taxes

A. The components of the net deferred tax asset/(liability) at the end of current period are as follows:

	As of End of Current Period			12/31/2021			Change		
	(1) Ordinary	(2) Capital	(3) (Col. 1 + 2) Total	(4) Ordinary	(5) Capital	(6) (Col. 4 + 5) Total	(7) (Col. 1 - 4) Ordinary	(8) (Col. 2 - 5) Capital	(9) (Col. 7 + 8) Total
(a) Gross Deferred Tax Assets	\$ -	\$ 478,958	\$ 478,958	\$ -	\$ -	\$ -	\$ -	\$ 478,958	\$ 478,958
(b) Statutory Valuation Allowance Adjustment	\$ -	\$ -	\$ -	\$ -	\$ -	\$ -	\$ -	\$ -	\$ -
(c) Adjusted Gross Deferred Tax Assets (1a - 1b)	\$ -	\$ 478,958	\$ 478,958	\$ -	\$ -	\$ -	\$ -	\$ 478,958	\$ 478,958
(d) Deferred Tax Assets Nonadmitted	\$ -	\$ 478,958	\$ 478,958	\$ -	\$ -	\$ -	\$ -	\$ 478,958	\$ 478,958
(e) Subtotal Net Admitted Deferred Tax Asset (1c - 1d)	\$ -	\$ -	\$ -	\$ -	\$ -	\$ -	\$ -	\$ -	\$ -
(f) Deferred Tax Liabilities	\$ -	\$ -	\$ -	\$ -	\$ 40,713	\$ 40,713	\$ -	\$ (40,713)	\$ (40,713)
(g) Net Admitted Deferred Tax Asset/(Net Deferred Tax Liability) (1e - 1f)	\$ -	\$ -	\$ -	\$ -	\$ (40,713)	\$ (40,713)	\$ -	\$ 40,713	\$ 40,713

	As of End of Current Period			12/31/2021			Change		
	(1) Ordinary	(2) Capital	(3) (Col. 1 + 2) Total	(4) Ordinary	(5) Capital	(6) (Col. 4 + 5) Total	(7) (Col. 1 - 4) Ordinary	(8) (Col. 2 - 5) Capital	(9) (Col. 7 + 8) Total
Admission Calculation Components SSAP No. 101									
(a) Federal Income Taxes Paid In Prior Years Recoverable Through Loss Carrybacks	\$ -	\$ -	\$ -	\$ -	\$ -	\$ -	\$ -	\$ -	\$ -
(b) Adjusted Gross Deferred Tax Assets Expected To Be Realized (Excluding The Amount Of Deferred Tax Assets From 2(a) above) After Application of the Threshold Limitation. (The Lesser of 2(b)1 and 2(b)2 Below)	\$ -	\$ -	\$ -	\$ -	\$ -	\$ -	\$ -	\$ -	\$ -
1. Adjusted Gross Deferred Tax Assets Expected to be Realized Following the Balance Sheet Date.	\$ -	\$ -	\$ -	\$ -	\$ -	\$ -	\$ -	\$ -	\$ -
2. Adjusted Gross Deferred Tax Assets Allowed per Limitation Threshold.	XXX	XXX	\$ 803,379	XXX	XXX	\$ 4,647,971	XXX	XXX	\$ (3,844,592)
(c) Adjusted Gross Deferred Tax Assets (Excluding The Amount Of Deferred Tax Assets From 2(a) and 2(b) above) Offset by Gross Deferred Tax Liabilities.	\$ -	\$ -	\$ -	\$ -	\$ -	\$ -	\$ -	\$ -	\$ -
(d) Deferred Tax Assets Admitted as the result of application of SSAP No. 101. Total (2(a) + 2(b) + 2(c))	\$ -	\$ -	\$ -	\$ -	\$ -	\$ -	\$ -	\$ -	\$ -

	2022	2021
a. Ratio Percentage Used To Determine Recovery Period And Threshold Limitation Amount.	61711.000%	9114.000%
b. Amount Of Adjusted Capital And Surplus Used To Determine Recovery Period And Threshold Limitation In 2(b)2 Above.	\$ 5,355,858	\$ 30,945,759

## NOTES TO FINANCIAL STATEMENTS

ANNUAL STATEMENT FOR THE YEAR 2022 OF THE HANOVER NEW JERSEY INSURANCE COMPANY

NOTES TO FINANCIAL STATEMENTS

D. Reconciliation of Federal Income Tax Rate to Actual Effective Tax Rate

The significant items causing a difference between the statutory federal income tax rate and the Company's effective income tax rate are as follows:

	As of End of Current Period	
	Tax	Rate
Tax provision at statutory rate	\$ (438,394)	21.0%
Return to provision and other	\$ (15)	0.0%
Total	<u>\$ (438,409)</u>	<u>21.0%</u>

	As of End of Current Period	
	Tax	Rate
Federal income taxes incurred	\$ 85,351	-4.1%
Realized capital gains tax	\$ (4,089)	0.2%
Change in net deferred income taxes	\$ (519,671)	24.9%
Total statutory income taxes	<u>\$ (438,409)</u>	<u>21.0%</u>

E. Operating Loss and Tax Credit Carryforwards

1. At the end of the current reporting period, the Company has no net operating loss carryforwards and no capital loss carryforwards.
2. The Company has the following federal income taxes which are available for recoupment in the event of future losses:

For the tax year 2021:	\$	141,330
For the tax year 2022:	\$	68,486

3. At the end of the current reporting period, the Company has no deposits under section 6603 of the Internal Revenue Service Code.

F. Consolidated Federal Income Tax Return

1. The Company's Federal Income Tax Return is consolidated with the following affiliated companies:

440 Lincoln Street Holding Company LLC	Massachusetts Bay Insurance Company
AIX, Inc.	NOVA Casualty Company
AIX Insurance Services of California, Inc.	Opus Investment Management, Inc.
AIX Specialty Insurance Company	Professionals Direct, Inc.
Allmerica Financial Alliance Insurance Company	The Hanover American Insurance Company
Allmerica Financial Benefit Insurance Company	The Hanover Atlantic Insurance Company Ltd.
Allmerica Plus Insurance Agency, Inc.	The Hanover Casualty Company
Campania Holding Company, Inc.	The Hanover Insurance Company
Campmed Casualty & Indemnity Company, Inc.	The Hanover Insurance Group, Inc.
Citizens Insurance Company of America	The Hanover National Insurance Company
Citizens Insurance Company of Illinois	VeraVest Investments, Inc.
Citizens Insurance Company of Ohio	Verlan Fire Insurance Company
Citizens Insurance Company of the Midwest	Verlan Holdings, Inc.
Educators Insurance Agency, Inc.	
Hanover Specialty Insurance Brokers, Inc.	

2. The Board of Directors has delegated to Company Management, the development and maintenance of appropriate Federal Income Tax allocation policies and procedures, which are subject to written agreement between the companies. The Federal Income tax for all subsidiaries in the consolidated return of The Hanover Insurance Group, Inc. ("THG") is calculated on a separate return basis. Any current tax liability is paid to THG. Tax benefits resulting from taxable operating losses or credits of THG's subsidiaries are reimbursed to the subsidiary when such losses or credits can be utilized on a consolidated return basis.

- G. The Company has no federal or foreign income tax loss contingencies, for which it is reasonably possible that the total liability will significantly increase within 12 months of the reporting date.

H. Repatriation Transition Tax (RTT)

Not applicable

I. Alternative Minimum Tax (AMT) Credit

Not applicable

NOTE 10 Information Concerning Parent, Subsidiaries, Affiliates and Other Related Parties

A. Nature of Relationships

The Company is a wholly-owned subsidiary of The Hanover Insurance Company ("Hanover") which, in turn, is a wholly-owned subsidiary of Opus Investment Management, Inc. ("Opus"), which, in turn, is a wholly-owned non-insurance subsidiary of THG, a publicly traded company incorporated in Delaware.

On December 15, 2021, Hanover entered into a Stock Purchase Agreement, later amended by the Assignment and Amendment of Stock Purchase Agreement, dated as of November 21, 2022, and the Side Letter, dated December 16, 2022, (collectively the "Stock Purchase Agreement") with XLNT Holdco Inc. ("XLNT"), a Utah domiciled holding company pursuant to which Hanover agreed to sell all of the outstanding capital stock of the Company to XLNT, subject to the parties obtaining regulatory approvals and the satisfaction of the other customary closing conditions set forth in the Stock Purchase Agreement. The closing of the transaction occurred on February 9, 2023. Pursuant to an amendment to the existing reinsurance agreement between the Company and Hanover effective at closing, the Company's underwriting liabilities on policies issued prior to the date of closing continue to be ceded 100% to Hanover. In addition, the Company, Hanover and XLNT entered into an Assumption and Administration Agreement, also effective as of the date of closing. Pursuant to the Assumption and Administration Agreement, Hanover agreed to administer the Company's policies issued prior to the date of closing, among other things. Prior to the closing, the Company, Hanover and XLNT have obtained all the requisite approvals for these transactions from the state of New Hampshire Insurance Department.



NOTES TO FINANCIAL STATEMENTS

B. Detail of Transactions Greater than 1/2% of Admitted Assets

Upon approval of the New Hampshire Insurance Department, the Company completed the first portion of a planned recapitalization consisting of a return of capital of \$13,913,191, an ordinary dividend of \$121,135 and an extraordinary dividend of \$4,617,957. Additionally, the Company sold bonds to Hanover, at fair market value of \$6,567,232, for cash. These transactions were settled on June 28, 2022, by transferring bonds to Hanover at fair value of \$25,066,818 and accrued interest of \$152,697. As a result of these transactions, the Company incurred net realized losses in the amount of \$2,498,878 during June 2022. On July 14, 2022, an additional return of capital of \$1,050,000 to Hanover, was settled in cash and on September 29, 2022, the remaining portion of a planned recapitalization, a return of capital of \$3,759,478 to Hanover, was settled in cash.

C. Transactions with related party who are not reported on Schedule Y

Not applicable

D. Amounts Due to or from Related Parties

At the end of the current reporting period, the Company reported \$24,826 as amounts due from an affiliated company. These arrangements require that intercompany balances be settled within 30 days.

E. Management, Service Contracts, Cost Sharing Arrangements

Companies affiliated with Hanover have entered into an intercompany Consolidated Service Agreement. Under the agreement, legal entities will be charged the cost of the service provided or expenses paid by the entity providing the service or paying the expense. In addition, these entities will be charged a portion of the costs associated with activities that are performed for the good of THG legal entities.

Investment related services are provided by Opus pursuant to an intercompany Advisory Agreement.

F. Guarantees or Contingencies for Related Parties

Not applicable

G. Nature of Relationships that Could Affect Operations

All outstanding shares of the Company are owned by Hanover.

H., I., J., K., L., M., N., O.

Not applicable

NOTE 11 Debt

Not applicable

NOTE 12 Retirement Plans, Deferred Compensation, Postemployment Benefits and Compensated Absences and Other Postretirement Benefit Plans

The labor for the Company is provided and paid for by Hanover. As such, the Company is included in the benefit plans in force for Hanover. Charges for actual salary and benefit costs for services provided to the Company by Hanover employees are ceded 100% pursuant to the Company's Intercompany Reinsurance Agreement.

A., B., C., D., E., F., G., H., I.

Not applicable

NOTE 13 Capital and Surplus, Dividend Restrictions and Quasi-Reorganizations

A. Outstanding Shares

The Company has 10,000 shares of \$500 par value common stock authorized and 10,000 shares issued and outstanding.

B. Dividend Rate of Preferred Stock

Not applicable

C-F. Dividend Restrictions

Pursuant to New Hampshire's statute, the maximum dividend and other distributions that an insurer may pay in any twelve-month period, without prior approval of the New Hampshire Insurance Commissioner, is limited to the lesser of 10% of statutory policyholder surplus as of the preceding December 31, or net income, On June 28,2022, the Company paid an ordinary dividend of \$121,135 and an extraordinary dividend of \$4,617,957, upon approval of the New Hampshire Insurance Department. The Company cannot declare a further dividend to it's parent.

G-M.

Not applicable

NOTE 14 Liabilities, Contingencies and Assessments

A., B., C., D., E., F.

Not applicable

NOTES TO FINANCIAL STATEMENTS

G. All Other Contingencies

The Company routinely engages in various legal proceedings in the normal course of business, including claims for punitive damages. In the opinion of management, none of such contingencies are expected to have a material effect on the Company's financial position, although it is possible that the results of operations in a particular quarter or annual period would be materially affected by an adverse development or unfavorable outcome.

NOTE 15 Leases

The Company has no material lease obligations at this time.

NOTE 16 Information About Financial Instruments With Off-Balance Sheet Risk and Financial Instruments With Concentrations of Credit Risk

Not applicable

NOTE 17 Sale, Transfer and Servicing of Financial Assets and Extinguishments of Liabilities

A., B.

Not applicable

C. Wash Sales

The Company generally does not sell and reacquire securities within 30 days of the sale date. There were no wash sale transactions with a NAIC designation of 3 or below in the current year.

NOTE 18 Gain or Loss to the Reporting Entity from Uninsured Plans and the Uninsured Portion of Partially Insured Plans

Not applicable

NOTE 19 Direct Premium Written/Produced by Managing General Agents/Third Party Administrators

Not applicable

NOTE 20 Fair Value Measurements

A.

- (1) Fair Value Measurements at Reporting Date
- a. There were no assets carried at fair value at the end of the reporting period.

b. The Company does not have any liabilities measured at fair value at the end of the reporting period.
- (2) The Company does not have any Level 3 assets or liabilities measured at fair value at the end of the reporting period.
- (3) The reporting entity's policy is to recognize transfers in and transfers out as of the actual date of the event or change in circumstances that caused the transfer.
- (4) For fair value measurements categorized within Level 2 of the fair value hierarchy, fair values of bonds are obtained by a quoted market price if available, otherwise, fair values are estimated using independent pricing sources or internally developed pricing models using discounted cash flow analyses.
- The Company utilizes a third party pricing service for the valuation of the majority of its fixed maturity securities and receives one quote per security. When quoted market prices in an active market are available, they are provided by the pricing service as the fair value and such values are classified as Level 1. Since fixed maturities other than U.S. Treasury securities generally do not trade on a daily basis, the pricing service prepares estimates of fair value for those securities using pricing applications based on a market approach. Inputs into the fair value pricing applications which are common to all asset classes include benchmark U.S. Treasury security yield curves, reported trades of identical or similar fixed maturity securities, broker/dealer quotes of identical or similar fixed maturity securities and structural characteristics of the security, such as maturity date, coupon, mandatory principal payment dates, frequency of interest and principal payments and optional principal redemption features. Inputs into the fair value applications that are unique by asset class include, but are not limited to:
- U.S. government – determination of direct versus indirect government support and whether any contingencies exist with respect to the timely payment of principal and interest.

• All other governments – estimates of appropriate market spread versus underlying related sovereign treasury curves dependent on liquidity and direct or contingent support.

• Corporate bonds, which are included in Industrial and miscellaneous bonds - overall credit quality, including assessments of the level and variability of: economic sensitivity; liquidity; corporate financial policies; management quality; regulatory environment; competitive position; ownership; restrictive covenants; and security or collateral.

• Municipal bonds, which are included in States, territories and possessions; Political subdivisions of states, territories and possessions; and Special revenue and special assessment obligations - overall credit quality, including assessments of the level and variability of: sources of payment such as income, sales or property taxes, levies or user fees; credit support such as insurance; state or local economic and political base; natural resource availability; and susceptibility to natural or man-made catastrophic events such as hurricanes, earthquakes or acts of terrorism.

• Residential mortgage-backed securities, U.S. agency pass-thrus and collateralized mortgage obligations (“CMOs”) which are included in U.S. governments and Special revenue and special assessment obligations - estimates of prepayment speeds based upon: historical prepayment rate trends; underlying collateral interest rates; geographic concentration; vintage year; borrower credit quality characteristics; interest rate and yield curve forecasts; government or monetary authority support programs; tax policies; and delinquency/default trends.

• Residential mortgage-backed securities, non-agency CMOs, which are included in Industrial and miscellaneous - estimates of prepayment speeds based upon: historical prepayment rate trends; underlying collateral interest rates; geographic concentration; vintage year; borrower credit quality characteristics; interest rate and yield curve forecasts; government or monetary authority support programs; tax policies; delinquency/default trends; and severity of loss upon default and length of time to recover proceeds following default.

• Commercial mortgage-backed securities, which are included in Industrial and miscellaneous bonds - overall credit quality, including assessments of the value and supply/demand characteristics of: collateral type such as office, retail, residential, lodging, or other; geographic concentration by region, state, metropolitan statistical area and locale; vintage year; historical collateral performance including defeasance, delinquency, default and special servicer trends; and capital structure support features.

• Asset-backed securities, which are included in Industrial and miscellaneous bonds – overall credit quality, including assessments of the underlying collateral type such as credit card receivables, auto loan receivables and equipment lease receivables; geographic diversification; vintage year; historical collateral performance including delinquency, default and casualty trends; economic conditions influencing use rates and resale values; and contract structural support features.
- 14.6

NOTES TO FINANCIAL STATEMENTS

Generally, all prices provided by the pricing service, except actively traded securities with quoted market prices, are reported as Level 2.

The Company holds privately placed corporate bonds and certain other bonds that do not have an active market and for which the pricing service cannot provide fair values. The Company determines fair values for these securities using either matrix pricing or broker quotes. The Company will use observable market data to the extent it is available, but is also required to use a certain amount of unobservable judgment due to the illiquid nature of the securities involved. Additionally, the Company may obtain nonbinding broker quotes which are reported as Level 3.

(5) Not applicable

- B. Not applicable
- C. Aggregate fair value for all financial instruments and the level within the fair value hierarchy in which the fair value measurements in their entirety fall.

Type of Financial Instrument	Aggregate Fair Value	Admitted Assets	(Level 1)	(Level 2)	(Level 3)	Net Asset Value (NAV)	Not Practicable (Carrying Value)
Cash and Short Term Investments	\$ 5,222,762	\$ 5,222,762	\$ 5,222,762	\$ -	\$ -	\$ -	\$ -

D., E.

Not applicable

NOTE 21 Other Items

- A. Unusual or Infrequent Items

Not applicable

- B. Troubled Debt Restructuring: Debtors

Not applicable

- C. Other Disclosures

IBNR loss and loss adjustment expense reserves are allocated to the Company based on the proportion of the Company's earned premiums and case loss reserves relative to other affiliates in the Hanover Insurance Group. Fluctuations by affiliate and state may occur as a result of this re-estimation process.

The Company elected to use rounding to the nearest dollar in reporting amounts in the Statement, except as otherwise directed by instructions.

- D. Business Interruption Insurance Recoveries

Not applicable

- E. State Transferable and Non-transferable Tax Credits

Not applicable

- F. Subprime Mortgage Related Risk Exposure

The Company has reviewed its investments in mortgage-backed securities and has determined that these investments are not subprime.

- G. Insurance-Linked Securities (ILS) Contracts

Not applicable

- H. The Amount That Could Be Realized on Life Insurance Where the Reporting Entity is Owner and Beneficiary or Has Otherwise Obtained Rights to Control the Policy

Not applicable

NOTE 22 Events Subsequent

Not applicable

NOTE 23 Reinsurance

Not applicable

NOTE 24 Retrospectively Rated Contracts & Contracts Subject to Redetermination

Not applicable

NOTE 25 Change in Incurred Losses and Loss Adjustment Expenses

Not applicable

NOTE 26 Intercompany Pooling Arrangements

Not applicable

NOTE 27 Structured Settlements

Not applicable

NOTE 28 Health Care Receivables

Not applicable

NOTES TO FINANCIAL STATEMENTS

NOTE 29 Participating Policies

Not applicable

NOTE 30 Premium Deficiency Reserves

1. Liability carried for premium deficiency reserves	\$	-
2. Date of the most recent evaluation of this liability		12/31/2022
3. Was anticipated investment income utilized in the calculation?	Yes [X] No [ ]	

NOTE 31 High Deductibles

Not applicable

NOTE 32 Discounting of Liabilities for Unpaid Losses or Unpaid Loss Adjustment Expenses

Not applicable

NOTE 33 Asbestos/Environmental Reserves

Not applicable

NOTE 34 Subscriber Savings Accounts

Not applicable

NOTE 35 Multiple Peril Crop Insurance

Not applicable

NOTE 36 Financial Guaranty Insurance

Not applicable

GENERAL INTERROGATORIES

PART 1 - COMMON INTERROGATORIES  
GENERAL

1.1

Is the reporting entity a member of an Insurance Holding Company System consisting of two or more affiliated persons, one or more of which is an insurer? .....  
If yes, complete Schedule Y, Parts 1, 1A, 2 and 3.

Yes [ X ] No [ ]

1.2

If yes, did the reporting entity register and file with its domiciliary State Insurance Commissioner, Director or Superintendent or with such regulatory official of the state of domicile of the principal insurer in the Holding Company System, a registration statement providing disclosure substantially similar to the standards adopted by the National Association of Insurance Commissioners (NAIC) in its Model Insurance Holding Company System Regulatory Act and model regulations pertaining thereto, or is the reporting entity subject to standards and disclosure requirements substantially similar to those required by such Act and regulations? .....

Yes [ X ] No [ ] N/A [ ]

1.3

State Regulating? .....

NH

1.4

Is the reporting entity publicly traded or a member of a publicly traded group? .....

Yes [ X ] No [ ]

1.5

If the response to 1.4 is yes, provide the CIK (Central Index Key) code issued by the SEC for the entity/group. ....

0000944695

2.1

Has any change been made during the year of this statement in the charter, by-laws, articles of incorporation, or deed of settlement of the reporting entity? .....

Yes [ ] No [ X ]

2.2

If yes, date of change: .....

3.1

State as of what date the latest financial examination of the reporting entity was made or is being made. ....

12/31/2019

3.2

State the as of date that the latest financial examination report became available from either the state of domicile or the reporting entity. This date should be the date of the examined balance sheet and not the date the report was completed or released. ....

12/31/2019

3.3

State as of what date the latest financial examination report became available to other states or the public from either the state of domicile or the reporting entity. This is the release date or completion date of the examination report and not the date of the examination (balance sheet date). ....

04/01/2021

3.4

By what department or departments?  
NH .....

3.5

Have all financial statement adjustments within the latest financial examination report been accounted for in a subsequent financial statement filed with Departments? .....

Yes [ ] No [ ] N/A [ X ]

3.6

Have all of the recommendations within the latest financial examination report been complied with? .....

Yes [ ] No [ ] N/A [ X ]

4.1

During the period covered by this statement, did any agent, broker, sales representative, non-affiliated sales/service organization or any combination thereof under common control (other than salaried employees of the reporting entity), receive credit or commissions for or control a substantial part (more than 20 percent of any major line of business measured on direct premiums) of:  
4.11 sales of new business? .....  
4.12 renewals? .....

Yes [ ] No [ X ]  
Yes [ ] No [ X ]

4.2

During the period covered by this statement, did any sales/service organization owned in whole or in part by the reporting entity or an affiliate, receive credit or commissions for or control a substantial part (more than 20 percent of any major line of business measured on direct premiums) of:  
4.21 sales of new business? .....  
4.22 renewals? .....

Yes [ ] No [ X ]  
Yes [ ] No [ X ]

5.1

Has the reporting entity been a party to a merger or consolidation during the period covered by this statement? .....  
If yes, complete and file the merger history data file with the NAIC.

Yes [ ] No [ X ]

5.2

If yes, provide the name of the entity, NAIC Company Code, and state of domicile (use two letter state abbreviation) for any entity that has ceased to exist as a result of the merger or consolidation.

1 Name of Entity	2 NAIC Company Code	3 State of Domicile
.....	.....	.....
.....	.....	.....

6.1

Has the reporting entity had any Certificates of Authority, licenses or registrations (including corporate registration, if applicable) suspended or revoked by any governmental entity during the reporting period? .....

Yes [ ] No [ X ]

6.2

If yes, give full information: .....

7.1

Does any foreign (non-United States) person or entity directly or indirectly control 10% or more of the reporting entity? .....

Yes [ ] No [ X ]

7.2

If yes,  
7.21 State the percentage of foreign control; .....  
7.22 State the nationality(s) of the foreign person(s) or entity(s); or if the entity is a mutual or reciprocal, the nationality of its manager or attorney-in-fact and identify the type of entity(s) (e.g., individual, corporation, government, manager or attorney-in-fact).

0.0 %

1 Nationality	2 Type of Entity
.....	.....
.....	.....

ANNUAL STATEMENT FOR THE YEAR 2022 OF THE HANOVER NEW JERSEY INSURANCE COMPANY

GENERAL INTERROGATORIES

- 8.1 Is the company a subsidiary of a depository institution holding company (DIHC) or a DIHC itself, regulated by the Federal Reserve Board? ..... Yes [ ] No [ X ]
- 8.2 If the response to 8.1 is yes, please identify the name of the DIHC.  
.....
- 8.3 Is the company affiliated with one or more banks, thrifts or securities firms? ..... Yes [ X ] No [ ]
- 8.4 If response to 8.3 is yes, please provide below the names and location (city and state of the main office) of any affiliates regulated by a federal regulatory services agency [i.e. the Federal Reserve Board (FRB), the Office of the Comptroller of the Currency (OCC), the Federal Deposit Insurance Corporation (FDIC) and the Securities Exchange Commission (SEC)] and identify the affiliate's primary federal regulator.

1 Affiliate Name	2 Location (City, State)	3 FRB	4 OCC	5 FDIC	6 SEC
Opus Investment Management, Inc .....	Worcester, MA .....	NO.....	NO.....	NO.....	YES.....

- 8.5 Is the reporting entity a depository institution holding company with significant insurance operations as defined by the Board of Governors of Federal Reserve System or a subsidiary of the depository institution holding company? ..... Yes [ ] No [ X ]
- 8.6 If response to 8.5 is no, is the reporting entity a company or subsidiary of a company that has otherwise been made subject to the Federal Reserve Board's capital rule? ..... Yes [ ] No [ X ] N/A [ ]
9. What is the name and address of the independent certified public accountant or accounting firm retained to conduct the annual audit?  
PricewaterhouseCoopers, LLP, 101 Seaport Boulevard, Suite 500, Boston, MA 02210 .....
- 10.1 Has the insurer been granted any exemptions to the prohibited non-audit services provided by the certified independent public accountant requirements as allowed in Section 7H of the Annual Financial Reporting Model Regulation (Model Audit Rule), or substantially similar state law or regulation? ..... Yes [ ] No [ X ]
- 10.2 If the response to 10.1 is yes, provide information related to this exemption:  
.....
- 10.3 Has the insurer been granted any exemptions related to the other requirements of the Annual Financial Reporting Model Regulation as allowed for in Section 18A of the Model Regulation, or substantially similar state law or regulation? ..... Yes [ ] No [ X ]
- 10.4 If the response to 10.3 is yes, provide information related to this exemption:  
.....
- 10.5 Has the reporting entity established an Audit Committee in compliance with the domiciliary state insurance laws? ..... Yes [ X ] No [ ] N/A [ ]
- 10.6 If the response to 10.5 is no or n/a, please explain  
.....
11. What is the name, address and affiliation (officer/employee of the reporting entity or actuary/consultant associated with an actuarial consulting firm) of the individual providing the statement of actuarial opinion/certification?  
Julie Frechette, Assitant Vice President and Actuary, FCAS, MAAA, 440 Lincoln Street, Worcester, MA 01653 .....
- 12.1 Does the reporting entity own any securities of a real estate holding company or otherwise hold real estate indirectly? ..... Yes [ ] No [ X ]
- 12.11 Name of real estate holding company ...
- 12.12 Number of parcels involved ..... 0
- 12.13 Total book/adjusted carrying value .....\$ .....0
- 12.2 If, yes provide explanation:  
.....
13. **FOR UNITED STATES BRANCHES OF ALIEN REPORTING ENTITIES ONLY:**
- 13.1 What changes have been made during the year in the United States manager or the United States trustees of the reporting entity?  
.....
- 13.2 Does this statement contain all business transacted for the reporting entity through its United States Branch on risks wherever located? ..... Yes [ ] No [ ]
- 13.3 Have there been any changes made to any of the trust indentures during the year? ..... Yes [ ] No [ ]
- 13.4 If answer to (13.3) is yes, has the domiciliary or entry state approved the changes? ..... Yes [ ] No [ ] N/A [ ]
- 14.1 Are the senior officers (principal executive officer, principal financial officer, principal accounting officer or controller, or persons performing similar functions) of the reporting entity subject to a code of ethics, which includes the following standards? ..... Yes [ X ] No [ ]
- a. Honest and ethical conduct, including the ethical handling of actual or apparent conflicts of interest between personal and professional relationships;
- b. Full, fair, accurate, timely and understandable disclosure in the periodic reports required to be filed by the reporting entity;
- c. Compliance with applicable governmental laws, rules and regulations;
- d. The prompt internal reporting of violations to an appropriate person or persons identified in the code; and
- e. Accountability for adherence to the code.
- 14.11 If the response to 14.1 is No, please explain:  
.....
- 14.2 Has the code of ethics for senior managers been amended? ..... Yes [ ] No [ X ]
- 14.21 If the response to 14.2 is yes, provide information related to amendment(s).  
.....
- 14.3 Have any provisions of the code of ethics been waived for any of the specified officers? ..... Yes [ ] No [ X ]
- 14.31 If the response to 14.3 is yes, provide the nature of any waiver(s).  
.....



ANNUAL STATEMENT FOR THE YEAR 2022 OF THE HANOVER NEW JERSEY INSURANCE COMPANY

GENERAL INTERROGATORIES

25.02 If no, give full and complete information relating thereto

25.03 For securities lending programs, provide a description of the program including value for collateral and amount of loaned securities, and whether collateral is carried on or off-balance sheet. (an alternative is to reference Note 17 where this information is also provided)  
None- SEC lending program has been discontinued

25.04 For the reporting entity's securities lending program, report amount of collateral for conforming programs as outlined in the Risk-Based Capital Instructions. \$ 0

25.05 For the reporting entity's securities lending program, report amount of collateral for other programs. \$ 0

25.06 Does your securities lending program require 102% (domestic securities) and 105% (foreign securities) from the counterparty at the outset of the contract? Yes [ ] No [ ] N/A [ X ]

25.07 Does the reporting entity non-admit when the collateral received from the counterparty falls below 100%? Yes [ ] No [ ] N/A [ X ]

25.08 Does the reporting entity or the reporting entity 's securities lending agent utilize the Master Securities lending Agreement (MSLA) to conduct securities lending? Yes [ ] No [ ] N/A [ X ]

25.09 For the reporting entity's securities lending program state the amount of the following as of December 31 of the current year:

25.091 Total fair value of reinvested collateral assets reported on Schedule DL, Parts 1 and 2. \$ 0

25.092 Total book adjusted/carrying value of reinvested collateral assets reported on Schedule DL, Parts 1 and 2 \$ 0

25.093 Total payable for securities lending reported on the liability page. \$ 0

26.1 Were any of the stocks, bonds or other assets of the reporting entity owned at December 31 of the current year not exclusively under the control of the reporting entity or has the reporting entity sold or transferred any assets subject to a put option contract that is currently in force? (Exclude securities subject to Interrogatory 21.1 and 25.03). Yes [ X ] No [ ]

26.2 If yes, state the amount thereof at December 31 of the current year:

26.21 Subject to repurchase agreements \$ 0

26.22 Subject to reverse repurchase agreements \$ 0

26.23 Subject to dollar repurchase agreements \$ 0

26.24 Subject to reverse dollar repurchase agreements \$ 0

26.25 Placed under option agreements \$ 0

26.26 Letter stock or securities restricted as to sale - excluding FHLB Capital Stock \$ 0

26.27 FHLB Capital Stock \$ 0

26.28 On deposit with states 100,000

26.29 On deposit with other regulatory bodies \$ 0

26.30 Pledged as collateral - excluding collateral pledged to an FHLB \$ 0

26.31 Pledged as collateral to FHLB - including assets backing funding agreements \$ 0

26.32 Other \$ 0

26.3 For category (26.26) provide the following:

1 Nature of Restriction	2 Description	3 Amount
		0

27.1 Does the reporting entity have any hedging transactions reported on Schedule DB? Yes [ ] No [ X ]

27.2 If yes, has a comprehensive description of the hedging program been made available to the domiciliary state? Yes [ ] No [ ] N/A [ X ]  
If no, attach a description with this statement.

LINES 27.3 through 27.5: FOR LIFE/FRATERNAL REPORTING ENTITIES ONLY:

27.3 Does the reporting entity utilize derivatives to hedge variable annuity guarantees subject to fluctuations as a result of interest rate sensitivity? . Yes [ ] No [ X ]

27.4 If the response to 27.3 is YES, does the reporting entity utilize:

27.41 Special accounting provision of SSAP No. 108 Yes [ ] No [ ]

27.42 Permitted accounting practice Yes [ ] No [ ]

27.43 Other accounting guidance Yes [ ] No [ ]

27.5 By responding YES to 27.41 regarding utilizing the special accounting provisions of SSAP No. 108, the reporting entity attests to the following:

The reporting entity has obtained explicit approval from the domiciliary state.

Hedging strategy subject to the special accounting provisions is consistent with the requirements of VM-21.

Actuarial certification has been obtained which indicates that the hedging strategy is incorporated within the establishment of VM-21 reserves and provides the impact of the hedging strategy within the Actuarial Guideline Conditional Tail Expectation Amount.

Financial Officer Certification has been obtained which indicates that the hedging strategy meets the definition of a Clearly Defined Hedging Strategy within VM-21 and that the Clearly Defined Hedging Strategy is the hedging strategy being used by the company in its actual day-to-day risk mitigation efforts.

Yes [ ] No [ ]

28.1 Were any preferred stocks or bonds owned as of December 31 of the current year mandatorily convertible into equity, or, at the option of the issuer, convertible into equity? Yes [ ] No [ X ]

28.2 If yes, state the amount thereof at December 31 of the current year. \$ 0

29. Excluding items in Schedule E - Part 3 - Special Deposits, real estate, mortgage loans and investments held physically in the reporting entity's offices, vaults or safety deposit boxes, were all stocks, bonds and other securities, owned throughout the current year held pursuant to a custodial agreement with a qualified bank or trust company in accordance with Section 1, III - General Examination Considerations, F. Outsourcing of Critical Functions, Custodial or Safekeeping Agreements of the NAIC Financial Condition Examiners Handbook?..... Yes [ X ] No [ ]

29.01 For agreements that comply with the requirements of the NAIC Financial Condition Examiners Handbook, complete the following:

1 Name of Custodian(s)	2 Custodian's Address
Bank of New York Mellon	225 Liberty Street, New York, NY 10286



ANNUAL STATEMENT FOR THE YEAR 2022 OF THE HANOVER NEW JERSEY INSURANCE COMPANY

GENERAL INTERROGATORIES

29.02 For all agreements that do not comply with the requirements of the NAIC Financial Condition Examiners Handbook, provide the name, location and a complete explanation:

1 Name(s)	2 Location(s)	3 Complete Explanation(s)
.....	.....	.....

29.03 Have there been any changes, including name changes, in the custodian(s) identified in 29.01 during the current year?..... Yes [ ] No [ X ]

29.04 If yes, give full and complete information relating thereto:

1 Old Custodian	2 New Custodian	3 Date of Change	4 Reason
.....	.....	.....	.....

29.05 Investment management – Identify all investment advisors, investment managers, broker/dealers, including individuals that have the authority to make investment decisions on behalf of the reporting entity. For assets that are managed internally by employees of the reporting entity, note as such. ["...that have access to the investment accounts"; "...handle securities"]

1 Name of Firm or Individual	2 Affiliation
Opus Investment Management, Inc .....	A.....
.....	.....

29.0597 For those firms/individuals listed in the table for Question 29.05, do any firms/individuals unaffiliated with the reporting entity (i.e. designated with a "U") manage more than 10% of the reporting entity's invested assets?..... Yes [ ] No [ ]

29.0598 For firms/individuals unaffiliated with the reporting entity (i.e. designated with a "U") listed in the table for Question 29.05, does the total assets under management aggregate to more than 50% of the reporting entity's invested assets?..... Yes [ ] No [ ]

29.06 For those firms or individuals listed in the table for 29.05 with an affiliation code of "A" (affiliated) or "U" (unaffiliated), provide the information for the table below.

1 Central Registration Depository Number	2 Name of Firm or Individual	3 Legal Entity Identifier (LEI)	4 Registered With	5 Investment Management Agreement (IMA) Filed
107569 .....	Opus Investment Management, Inc .....	549300UFGZJWL1MOS85 .....	Securities Exchange Commission .....	DS.....
.....	.....	.....	.....	.....

30.1 Does the reporting entity have any diversified mutual funds reported in Schedule D, Part 2 (diversified according to the Securities and Exchange Commission (SEC) in the Investment Company Act of 1940 [Section 5(b)(1)])? ..... Yes [ ] No [ X ]

30.2 If yes, complete the following schedule:

1 CUSIP #	2 Name of Mutual Fund	3 Book/Adjusted Carrying Value
.....	.....	0
30.2999 - Total		0

30.3 For each mutual fund listed in the table above, complete the following schedule:

1 Name of Mutual Fund (from above table)	2 Name of Significant Holding of the Mutual Fund	3 Amount of Mutual Fund's Book/Adjusted Carrying Value Attributable to the Holding	4 Date of Valuation
.....	.....	0	.....
.....	.....	.....	.....

ANNUAL STATEMENT FOR THE YEAR 2022 OF THE HANOVER NEW JERSEY INSURANCE COMPANY

GENERAL INTERROGATORIES

31. Provide the following information for all short-term and long-term bonds and all preferred stocks. Do not substitute amortized value or statement value for fair value.

	1	2	3
	Statement (Admitted) Value	Fair Value	Excess of Statement over Fair Value (-), or Fair Value over Statement (+)
31.1 Bonds .....	.....0	.....0	.....0
31.2 Preferred stocks .....	.....0	.....0	.....0
31.3 Totals	0	0	0

31.4 Describe the sources or methods utilized in determining the fair values:  
Fair values are obtained by a quoted market price if available, otherwise, fair values are estimated using independent pricing sources or internally developed pricing models using discounted cash flow analysis. ....

32.1 Was the rate used to calculate fair value determined by a broker or custodian for any of the securities in Schedule D? ..... Yes [ ] No [ X ]

32.2 If the answer to 32.1 is yes, does the reporting entity have a copy of the broker's or custodian's pricing policy (hard copy or electronic copy) for all brokers or custodians used as a pricing source? ..... Yes [ ] No [ ]

32.3 If the answer to 32.2 is no, describe the reporting entity's process for determining a reliable pricing source for purposes of disclosure of fair value for Schedule D:  
.....

33.1 Have all the filing requirements of the Purposes and Procedures Manual of the NAIC Investment Analysis Office been followed? ..... Yes [ X ] No [ ]

33.2 If no, list exceptions:  
.....

34. By self-designating 5GI securities, the reporting entity is certifying the following elements of each self-designated 5GI security:  
a. Documentation necessary to permit a full credit analysis of the security does not exist or an NAIC CRP credit rating for an FE or PL security is not available.  
b. Issuer or obligor is current on all contracted interest and principal payments.  
c. The insurer has an actual expectation of ultimate payment of all contracted interest and principal.  
Has the reporting entity self-designated 5GI securities? ..... Yes [ ] No [ X ]

35. By self-designating PLGI securities, the reporting entity is certifying the following elements of each self-designated PLGI security:  
a. The security was purchased prior to January 1, 2018.  
b. The reporting entity is holding capital commensurate with the NAIC Designation reported for the security.  
c. The NAIC Designation was derived from the credit rating assigned by an NAIC CRP in its legal capacity as a NRSRO which is shown on a current private letter rating held by the insurer and available for examination by state insurance regulators.  
d. The reporting entity is not permitted to share this credit rating of the PL security with the SVO.  
Has the reporting entity self-designated PLGI securities? ..... Yes [ ] No [ X ]

36. By assigning FE to a Schedule BA non-registered private fund, the reporting entity is certifying the following elements of each self-designated FE fund:  
a. The shares were purchased prior to January 1, 2019.  
b. The reporting entity is holding capital commensurate with the NAIC Designation reported for the security.  
c. The security had a public credit rating(s) with annual surveillance assigned by an NAIC CRP in its legal capacity as an NRSRO prior to January 1, 2019.  
d. The fund only or predominantly holds bonds in its portfolio.  
e. The current reported NAIC Designation was derived from the public credit rating(s) with annual surveillance assigned by an NAIC CRP in its legal capacity as an NRSRO.  
f. The public credit rating(s) with annual surveillance assigned by an NAIC CRP has not lapsed.  
Has the reporting entity assigned FE to Schedule BA non-registered private funds that complied with the above criteria? ..... Yes [ ] No [ X ]

37. By rolling/renewing short-term or cash equivalent investments with continued reporting on Schedule DA, Part 1 or Schedule E Part 2 (identified through a code (%) in those investment schedules), the reporting entity is certifying to the following:  
a. The investment is a liquid asset that can be terminated by the reporting entity on the current maturity date.  
b. If the investment is with a nonrelated party or nonaffiliate, then it reflects an arms-length transaction with renewal completed at the discretion of all involved parties.  
c. If the investment is with a related party or affiliate, then the reporting entity has completed robust re-underwriting of the transaction for which documentation is available for regulator review.  
d. Short-term and cash equivalent investments that have been renewed/rolled from the prior period that do not meet the criteria in 37.a - 37.c are reported as long-term investments.  
Has the reporting entity rolled/renewed short-term or cash equivalent investments in accordance with these criteria? ..... Yes [ X ] No [ ] N/A [ ]

ANNUAL STATEMENT FOR THE YEAR 2022 OF THE HANOVER NEW JERSEY INSURANCE COMPANY

GENERAL INTERROGATORIES

- 38.1 Does the reporting entity directly hold cryptocurrencies? ..... Yes [ ] No [ X ]
- 38.2 If the response to 38.1 is yes, on what schedule are they reported? .....  
.....
- 39.1 Does the reporting entity directly or indirectly accept cryptocurrencies as payments for premiums on policies? ..... Yes [ ] No [ X ]
- 39.2 If the response to 39.1 is yes, are the cryptocurrencies held directly or are they immediately converted to U.S. dollars?  
39.21 Held directly ..... Yes [ ] No [ ]  
39.22 Immediately converted to U.S. dollars ..... Yes [ ] No [ ]
- 39.3 If the response to 38.1 or 39.1 is yes, list all cryptocurrencies accepted for payments of premiums or that are held directly.

1	2	3
Name of Cryptocurrency	Immediately Converted to USD, Directly Held, or Both	Accepted for Payment of Premiums
.....	.....	.....
.....	.....	.....

OTHER

- 40.1 Amount of payments to trade associations, service organizations and statistical or rating bureaus, if any? .....\$ .....0
- 40.2 List the name of the organization and the amount paid if any such payment represented 25% or more of the total payments to trade associations, service organizations and statistical or rating bureaus during the period covered by this statement.  

1	2
Name	Amount Paid
.....	.....0
.....	.....
- 41.1 Amount of payments for legal expenses, if any? .....\$ .....0
- 41.2 List the name of the firm and the amount paid if any such payment represented 25% or more of the total payments for legal expenses during the period covered by this statement.  

1	2
Name	Amount Paid
.....	.....0
.....	.....
- 42.1 Amount of payments for expenditures in connection with matters before legislative bodies, officers or departments of government, if any? .....\$ .....0
- 42.2 List the name of the firm and the amount paid if any such payment represented 25% or more of the total payment expenditures in connection with matters before legislative bodies, officers, or departments of government during the period covered by this statement.  

1	2
Name	Amount Paid
.....	.....0
.....	.....

GENERAL INTERROGATORIES

PART 2 - PROPERTY AND CASUALTY INTERROGATORIES

1.1

Does the reporting entity have any direct Medicare Supplement Insurance in force? .....

Yes [ ] No [ X ]

1.2

If yes, indicate premium earned on U. S. business only. ....

\$ 0

1.3

What portion of Item (1.2) is not reported on the Medicare Supplement Insurance Experience Exhibit? .....

\$ 0

1.31 Reason for excluding .....

1.4

Indicate amount of earned premium attributable to Canadian and/or Other Alien not included in Item (1.2) above. ....

\$ 0

1.5

Indicate total incurred claims on all Medicare Supplement Insurance. ....

\$ 0

1.6

Individual policies:

Most current three years:

1.61 Total premium earned .....\$ 0

1.62 Total incurred claims .....\$ 0

1.63 Number of covered lives ..... 0

All years prior to most current three years

1.64 Total premium earned .....\$ 0

1.65 Total incurred claims .....\$ 0

1.66 Number of covered lives ..... 0

1.7

Group policies:

Most current three years:

1.71 Total premium earned .....\$ 0

1.72 Total incurred claims .....\$ 0

1.73 Number of covered lives ..... 0

All years prior to most current three years

1.74 Total premium earned .....\$ 0

1.75 Total incurred claims .....\$ 0

1.76 Number of covered lives ..... 0

2.

Health Test:

1

Current Year

2

Prior Year

2.1 Premium Numerator .....0 0

2.2 Premium Denominator .....0 0

2.3 Premium Ratio (2.1/2.2) .....0.000 0.000

2.4 Reserve Numerator .....0 0

2.5 Reserve Denominator .....0 0

2.6 Reserve Ratio (2.4/2.5) .....0.000 0.000

3.1

Did the reporting entity issue participating policies during the calendar year? .....

Yes [ ] No [ X ]

3.2

If yes, provide the amount of premium written for participating and/or non-participating policies during the calendar year:

3.21 Participating policies .....\$ 0

3.22 Non-participating policies .....\$ 0

4.

For mutual reporting Entities and Reciprocal Exchanges Only:

4.1 Does the reporting entity issue assessable policies? .....

Yes [ ] No [ ]

4.2 Does the reporting entity issue non-assessable policies? .....

Yes [ ] No [ ]

4.3 If assessable policies are issued, what is the extent of the contingent liability of the policyholders? .....

% 0.0

4.4 Total amount of assessments paid or ordered to be paid during the year on deposit notes or contingent premiums. ....

\$ 0

5.

For Reciprocal Exchanges Only:

5.1 Does the Exchange appoint local agents? .....

Yes [ ] No [ ]

5.2 If yes, is the commission paid:

5.21 Out of Attorney's-in-fact compensation..... Yes [ ] No [ ] N/A [ ]

5.22 As a direct expense of the exchange..... Yes [ ] No [ ] N/A [ ]

5.3

What expenses of the Exchange are not paid out of the compensation of the Attorney-in-fact? .....

5.4

Has any Attorney-in-fact compensation, contingent on fulfillment of certain conditions, been deferred? .....

Yes [ ] No [ ]

5.5

If yes, give full information .....

16

GENERAL INTERROGATORIES

PART 2 - PROPERTY AND CASUALTY INTERROGATORIES

6.1

What provision has this reporting entity made to protect itself from an excessive loss in the event of a catastrophe under a workers' compensation contract issued without limit of loss?  
The Company cedes 100% of its business to The Hanover Insurance Company (Hanover). Hanover maintains workers' compensation coverage under its casualty excess of loss reinsurance agreement.

6.2

Describe the method used to estimate this reporting entity's probable maximum insurance loss, and identify the type of insured exposures comprising that probable maximum loss, the locations of concentrations of those exposures and the external resources (such as consulting firms or computer software models), if any, used in the estimation process.  
The Company uses multiple models including RMS v18.1 and AIR Touchstone v8 Catastrophe Modeling software packages to estimate the Company's probable maximum loss. These exposures are a combination of personal and commercial property risks.

6.3

What provision has this reporting entity made (such as a catastrophic reinsurance program) to protect itself from an excessive loss arising from the types and concentrations of insured exposures comprising its probable maximum property insurance loss?  
The Company cedes 100% to the Hanover Insurance Company. Effective July 1, 2022, we have catastrophe protection through a per occurrence excess of loss reinsurance agreement with Commonwealth Re Ltd. ("Commonwealth Re"), an independent company, licensed as a Special Purpose Insurer in Bermuda. The reinsurance agreement meets the requirements to be accounted for as reinsurance in accordance with the guidance for reinsurance contracts. In connection with the reinsurance agreement, Commonwealth Re issued notes (generally referred to as "catastrophe bonds") to investors in amounts totaling \$150 million, consistent with the amount of coverage provided under the reinsurance agreement as described below. The proceeds were deposited in a reinsurance trust account.  
The reinsurance agreement provides us with coverage of up to \$150 million through June 30, 2025, for catastrophe losses from named tropical storms or hurricanes, including all events or perils directly resulting from such storm or storm system, which may include, by way of example and not limitation, hurricane, wind, gusts, typhoon, hail, rain, tornadoes, cyclones, ensuing flood, storm surge, water damage, fire following, sprinkler leakage, riots, vandalism, and collapse. For events up to and including June 30, 2025, we are entitled to begin recovering amounts under this reinsurance agreement if the covered losses in the covered area for a single occurrence reach an initial attachment amount of \$1.3 billion. The full \$150 million coverage amount is available until such covered losses reach a maximum \$1.45 billion. The attachment level and the maximum level (or exhaustion level) under this agreement may be reset annually to adjust the expected loss of the layer within a predetermined range. The coverage under the reinsurance agreement is limited to specified personal and commercial property coverage written in the following geographies in the United States: Connecticut, Delaware, District of Columbia, Maine, Maryland, Massachusetts, New Hampshire, New Jersey, New York, Pennsylvania, Rhode Island, Vermont and Virginia.  
Additionally, The Hanover has traditional reinsurance coverage which provides \$1.1 billion of occurrence reinsurance limit excess of \$200 million, placed at 100%. Plus, there is an additional \$150 million of traditional occurrence reinsurance limit at the top of the reinsurance structure, placed at 33.34%.  
Lastly, The Hanover opted not to renew the former top-and-agg structure at 07/01/2022 which provided aggregate reinsurance coverage for \$75 million excess of \$250 million (agg) and/or occurrence coverage for \$75 million excess of \$1.1 billion (top).

6.4

Does the reporting entity carry catastrophe reinsurance protection for at least one reinstatement, in an amount sufficient to cover its estimated probable maximum loss attributable to a single loss event or occurrence?

Yes

[ ]

No

[ X ]

6.5

If no, describe any arrangements or mechanisms employed by the reporting entity to supplement its catastrophe reinsurance program or to hedge its exposure to uninsured catastrophic loss.  
The Company cedes 100% of its business to The Hanover Insurance Company.

7.1

Has this reporting entity reinsured any risk with any other entity under a quota share reinsurance contract that includes a provision that would limit the reinsurer's losses below the stated quota share percentage (e.g., a deductible, a loss ratio corridor, a loss cap, an aggregate limit or any similar provisions)?

Yes

[ ]

No

[ X ]

7.2

If yes, indicate the number of reinsurance contracts containing such provisions:

0

7.3

If yes, does the amount of reinsurance credit taken reflect the reduction in quota share coverage caused by any applicable limiting provision(s)?

Yes

[ ]

No

[ ]

8.1

Has this reporting entity reinsured any risk with any other entity and agreed to release such entity from liability, in whole or in part, from any loss that may occur on this risk, or portion thereof, reinsured?

Yes

[ ]

No

[ X ]

8.2

If yes, give full information

9.1

Has the reporting entity ceded any risk under any reinsurance contract (or under multiple contracts with the same reinsurer or its affiliates) for which during the period covered by the statement: (i) it recorded a positive or negative underwriting result greater than 5% of prior year-end surplus as regards policyholders or it reported calendar year written premium ceded or year-end loss and loss expense reserves ceded greater than 5% of prior year-end surplus as regards policyholders; (ii) it accounted for that contract as reinsurance and not as a deposit; and (iii) the contract(s) contain one or more of the following features or other features that would have similar results:  
(a) A contract term longer than two years and the contract is noncancellable by the reporting entity during the contract term;  
(b) A limited or conditional cancellation provision under which cancellation triggers an obligation by the reporting entity, or an affiliate of the reporting entity, to enter into a new reinsurance contract with the reinsurer, or an affiliate of the reinsurer;  
(c) Aggregate stop loss reinsurance coverage;  
(d) A unilateral right by either party (or both parties) to commute the reinsurance contract, whether conditional or not, except for such provisions which are only triggered by a decline in the credit status of the other party;  
(e) A provision permitting reporting of losses, or payment of losses, less frequently than on a quarterly basis (unless there is no activity during the period); or  
(f) Payment schedule, accumulating retentions from multiple years or any features inherently designed to delay timing of the reimbursement to the ceding entity.

Yes

[ ]

No

[ X ]

9.2

Has the reporting entity during the period covered by the statement ceded any risk under any reinsurance contract (or under multiple contracts with the same reinsurer or its affiliates), for which, during the period covered by the statement, it recorded a positive or negative underwriting result greater than 5% of prior year-end surplus as regards policyholders or it reported calendar year written premium ceded or year-end loss and loss expense reserves ceded greater than 5% of prior year-end surplus as regards policyholders; excluding cessions to approved pooling arrangements or to captive insurance companies that are directly or indirectly controlling, controlled by, or under common control with (i) one or more unaffiliated policyholders of the reporting entity, or (ii) an association of which one or more unaffiliated policyholders of the reporting entity is a member where:  
(a) The written premium ceded to the reinsurer by the reporting entity or its affiliates represents fifty percent (50%) or more of the entire direct and assumed premium written by the reinsurer based on its most recently available financial statement; or  
(b) Twenty-five percent (25%) or more of the written premium ceded to the reinsurer has been retroceded back to the reporting entity or its affiliates in a separate reinsurance contract.

Yes

[ ]

No

[ X ]

9.3

If yes to 9.1 or 9.2, please provide the following information in the Reinsurance Summary Supplemental Filing for General Interrogatory 9:  
(a) The aggregate financial statement impact gross of all such ceded reinsurance contracts on the balance sheet and statement of income;  
(b) A summary of the reinsurance contract terms and indicate whether it applies to the contracts meeting the criteria in 9.1 or 9.2; and  
(c) A brief discussion of management's principle objectives in entering into the reinsurance contract including the economic purpose to be achieved.

9.4

Except for transactions meeting the requirements of paragraph 36 of SSAP No. 62R - Property and Casualty Reinsurance, has the reporting entity ceded any risk under any reinsurance contract (or multiple contracts with the same reinsurer or its affiliates) during the period covered by the financial statement, and either:  
(a) Accounted for that contract as reinsurance (either prospective or retroactive) under statutory accounting principles ("SAP") and as a deposit under generally accepted accounting principles ("GAAP"); or  
(b) Accounted for that contract as reinsurance under GAAP and as a deposit under SAP?

Yes

[ ]

No

[ X ]

9.5

If yes to 9.4, explain in the Reinsurance Summary Supplemental Filing for General Interrogatory 9 (Section D) why the contract(s) is treated differently for GAAP and SAP.

ANNUAL STATEMENT FOR THE YEAR 2022 OF THE HANOVER NEW JERSEY INSURANCE COMPANY

- 9.6 The reporting entity is exempt from the Reinsurance Attestation Supplement under one or more of the following criteria:
- (a) The entity does not utilize reinsurance; or, .....

Yes [   ] No [ X ]
- (b) The entity only engages in a 100% quota share contract with an affiliate and the affiliated or lead company has filed an attestation supplement; or .....

Yes [ X ] No [   ]
- (c) The entity has no external cessions and only participates in an intercompany pool and the affiliated or lead company has filed an attestation supplement. ....

Yes [   ] No [ X ]
10. If the reporting entity has assumed risks from another entity, there should be charged on account of such reinsurances a reserve equal to that which the original entity would have been required to charge had it retained the risks. Has this been done? ..... Yes [   ] No [   ] N/A [ X ]

GENERAL INTERROGATORIES

PART 2 - PROPERTY AND CASUALTY INTERROGATORIES

11.1 Has the reporting entity guaranteed policies issued by any other entity and now in force? ..... Yes [ ] No [ X ]

11.2 If yes, give full information  
.....

12.1 If the reporting entity recorded accrued retrospective premiums on insurance contracts on Line 15.3 of the asset schedule, Page 2, state the amount of corresponding liabilities recorded for:

12.11 Unpaid losses .....\$ .....0

12.12 Unpaid underwriting expenses (including loss adjustment expenses) .....\$ .....0

12.2 Of the amount on Line 15.3, Page 2, state the amount which is secured by letters of credit, collateral and other funds .....\$ .....0

12.3 If the reporting entity underwrites commercial insurance risks, such as workers' compensation, are premium notes or promissory notes accepted from its insureds covering unpaid premiums and/or unpaid losses? ..... Yes [ ] No [ X ] N/A [ ]

12.4 If yes, provide the range of interest rates charged under such notes during the period covered by this statement:

12.41 From .....0.0 %

12.42 To.....0.0 %

12.5 Are letters of credit or collateral and other funds received from insureds being utilized by the reporting entity to secure premium notes or promissory notes taken by a reporting entity, or to secure any of the reporting entity's reported direct unpaid loss reserves , including unpaid losses under loss deductible features of commercial policies? ..... Yes [ ] No [ X ]

12.6 If yes, state the amount thereof at December 31 of the current year:

12.61 Letters of credit .....\$ .....0

12.62 Collateral and other funds.....\$ .....0

13.1 Largest net aggregate amount insured in any one risk (excluding workers' compensation): .....\$ .....0

13.2 Does any reinsurance contract considered in the calculation of this amount include an aggregate limit of recovery without also including a reinstatement provision? ..... Yes [ ] No [ X ]

13.3 State the number of reinsurance contracts (excluding individual facultative risk certificates, but including facultative programs, automatic facilities or facultative obligatory contracts) considered in the calculation of the amount. ....0

14.1 Is the company a cedant in a multiple cedant reinsurance contract? ..... Yes [ ] No [ X ]

14.2 If yes, please describe the method of allocating and recording reinsurance among the cedants:  
.....

14.3 If the answer to 14.1 is yes, are the methods described in item 14.2 entirely contained in the respective multiple cedant reinsurance contracts? ..... Yes [ ] No [ ]

14.4 If the answer to 14.3 is no, are all the methods described in 14.2 entirely contained in written agreements? ..... Yes [ ] No [ ]

14.5 If the answer to 14.4 is no, please explain:  
.....

15.1 Has the reporting entity guaranteed any financed premium accounts? ..... Yes [ ] No [ X ]

15.2 If yes, give full information  
.....

16.1 Does the reporting entity write any warranty business? ..... Yes [ ] No [ X ]  
If yes, disclose the following information for each of the following types of warranty coverage:

	1 Direct Losses Incurred	2 Direct Losses Unpaid	3 Direct Written Premium	4 Direct Premium Unearned	5 Direct Premium Earned
16.11 Home .....	0	0	0	0	0
16.12 Products .....	0	0	0	0	0
16.13 Automobile .....	0	0	0	0	0
16.14 Other* .....	0	0	0	0	0

\* Disclose type of coverage:  
.....

GENERAL INTERROGATORIES

PART 2 - PROPERTY AND CASUALTY INTERROGATORIES

17.1

Does the reporting entity include amounts recoverable on unauthorized reinsurance in Schedule F - Part 3 that is exempt from the statutory provision for unauthorized reinsurance? .....

Yes [ ☐ ] No [ ☒ ]

Incurred but not reported losses on contracts in force prior to July 1, 1984, and not subsequently renewed are exempt from the statutory provision for unauthorized reinsurance. Provide the following information for this exemption:

17.11

Gross amount of unauthorized reinsurance in Schedule F - Part 3 exempt from the statutory provision for unauthorized reinsurance .....

\$ .....0

17.12

Unfunded portion of Interrogatory 17.11 .....

\$ .....0

17.13

Paid losses and loss adjustment expenses portion of Interrogatory 17.11.....

\$ .....0

17.14

Case reserves portion of Interrogatory 17.11 .....

\$ .....0

17.15

Incurred but not reported portion of Interrogatory 17.11 .....

\$ .....0

17.16

Unearned premium portion of Interrogatory 17.11 .....

\$ .....0

17.17

Contingent commission portion of Interrogatory 17.11 .....

\$ .....0

18.1

Do you act as a custodian for health savings accounts? .....

Yes [ ☐ ] No [ ☒ ]

18.2

If yes, please provide the amount of custodial funds held as of the reporting date. ....

\$ .....0

18.3

Do you act as an administrator for health savings accounts? .....

Yes [ ☐ ] No [ ☒ ]

18.4

If yes, please provide the balance of funds administered as of the reporting date. ....

\$ .....0

19.

Is the reporting entity licensed or chartered, registered, qualified, eligible or writing business in at least two states? .....

Yes [ ☒ ] No [ ☐ ]

19.1

If no, does the reporting entity assume reinsurance business that covers risks residing in at least one state other than the state of domicile of the reporting entity? .....

Yes [ ☐ ] No [ ☐ ]



ANNUAL STATEMENT FOR THE YEAR 2022 OF THE HANOVER NEW JERSEY INSURANCE COMPANY

FIVE-YEAR HISTORICAL DATA

Show amounts in whole dollars only, no cents; show percentages to one decimal place, i.e. 17.6.

	1 2022	2 2021	3 2020	4 2019	5 2018
<b>Gross Premiums Written (Page 8, Part 1B Cols. 1, 2 &amp; 3)</b>					
1. Liability lines (Lines 11, 16, 17, 18 & 19) .....	0	0	0	0	0
2. Property lines (Lines 1, 2, 9, 12, 21 & 26) .....	0	0	0	0	0
3. Property and liability combined lines (Lines 3, 4, 5, 8, 22 & 27) .....	0	0	0	0	0
4. All other lines (Lines 6, 10, 13, 14, 15, 23, 24, 28, 29, 30 & 34) .....	0	0	0	0	0
5. Nonproportional reinsurance lines (Lines 31, 32 & 33) .....	0	0	0	0	0
6. Total (Line 35) .....	0	0	0	0	0
<b>Net Premiums Written (Page 8, Part 1B, Col. 6)</b>					
7. Liability lines (Lines 11, 16, 17, 18 & 19) .....	0	0	0	0	0
8. Property lines (Lines 1, 2, 9, 12, 21 & 26) .....	0	0	0	0	0
9. Property and liability combined lines (Lines 3, 4, 5, 8, 22 & 27) .....	0	0	0	0	0
10. All other lines (Lines 6, 10, 13, 14, 15, 23, 24, 28, 29, 30 & 34) .....	0	0	0	0	0
11. Nonproportional reinsurance lines (Lines 31, 32 & 33) .....	0	0	0	0	0
12. Total (Line 35) .....	0	0	0	0	0
<b>Statement of Income (Page 4)</b>					
13. Net underwriting gain (loss) (Line 8) .....	0	0	0	0	0
14. Net investment gain (loss) (Line 11) .....	(2,083,502)	867,858	796,568	963,881	1,035,807
15. Total other income (Line 15) .....	0	0	0	0	0
16. Dividends to policyholders (Line 17) .....	0	0	0	0	0
17. Federal and foreign income taxes incurred (Line 19) .....	85,351	130,941	161,560	200,445	198,889
18. Net income (Line 20) .....	(2,168,853)	736,917	635,008	763,436	836,918
<b>Balance Sheet Lines (Pages 2 and 3)</b>					
19. Total admitted assets excluding protected cell business (Page 2, Line 26, Col. 3) .....	5,355,858	30,989,131	30,852,802	31,018,702	31,053,884
20. Premiums and considerations (Page 2, Col. 3)					
20.1 In course of collection (Line 15.1) .....	0	0	0	0	0
20.2 Deferred and not yet due (Line 15.2) .....	0	0	0	0	0
20.3 Accrued retrospective premiums (Line 15.3) .....	0	0	0	0	0
21. Total liabilities excluding protected cell business (Page 3, Line 26) .....	0	43,372	20,840	19,315	17,154
22. Losses (Page 3, Line 1) .....	0	0	0	0	0
23. Loss adjustment expenses (Page 3, Line 3) .....	0	0	0	0	0
24. Unearned premiums (Page 3, Line 9) .....	0	0	0	0	0
25. Capital paid up (Page 3, Lines 30 & 31) .....	5,000,000	5,000,000	5,000,000	5,000,000	5,000,000
26. Surplus as regards policyholders (Page 3, Line 37) .....	5,355,858	30,945,759	30,831,962	30,999,387	31,036,730
<b>Cash Flow (Page 5)</b>					
27. Net cash from operations (Line 11) .....	392,521	637,044	668,698	800,692	887,724
<b>Risk-Based Capital Analysis</b>					
28. Total adjusted capital .....	5,355,858	30,945,759	30,831,962	30,999,387	31,036,730
29. Authorized control level risk-based capital .....	8,679	339,542	113,342	119,628	134,023
<b>Percentage Distribution of Cash, Cash Equivalents and Invested Assets (Page 2, Col. 3) (Line divided by Page 2, Line 12, Col. 3) x100.0</b>					
30. Bonds (Line 1) .....	0.0	96.1	81.9	87.7	99.0
31. Stocks (Lines 2.1 & 2.2) .....	0.0	0.0	0.0	0.0	0.0
32. Mortgage loans on real estate (Lines 3.1 and 3.2) .....	0.0	0.0	0.0	0.0	0.0
33. Real estate (Lines 4.1, 4.2 & 4.3) .....	0.0	0.0	0.0	0.0	0.0
34. Cash, cash equivalents and short-term investments (Line 5) .....	98.1	3.6	18.1	12.3	1.0
35. Contract loans (Line 6) .....	0.0	0.0	0.0	0.0	0.0
36. Derivatives (Line 7) .....	0.0	0.0	0.0	0.0	0.0
37. Other invested assets (Line 8) .....	0.0	0.0	0.0	0.0	0.0
38. Receivables for securities (Line 9) .....	1.9	0.3	0.0	0.0	0.0
39. Securities lending reinvested collateral assets (Line 10) .....	0.0	0.0	0.0	0.0	0.0
40. Aggregate write-ins for invested assets (Line 11) .....	0.0	0.0	0.0	0.0	0.0
41. Cash, cash equivalents and invested assets (Line 12) .....	100.0	100.0	100.0	100.0	100.0
<b>Investments in Parent, Subsidiaries and Affiliates</b>					
42. Affiliated bonds (Schedule D, Summary, Line 12, Col. 1) .....	0	0	0	0	0
43. Affiliated preferred stocks (Schedule D, Summary, Line 18, Col. 1) .....	0	0	0	0	0
44. Affiliated common stocks (Schedule D, Summary, Line 24, Col. 1) .....	0	0	0	0	0
45. Affiliated short-term investments (subtotals included in Schedule DA Verification, Col. 5, Line 10) .....	0	0	0	0	0
46. Affiliated mortgage loans on real estate .....	0	0	0	0	0
47. All other affiliated .....	0	0	0	0	0
48. Total of above Lines 42 to 47 .....	0	0	0	0	0
49. Total Investment in Parent included in Lines 42 to 47 above .....	0	0	0	0	0
50. Percentage of investments in parent, subsidiaries and affiliates to surplus as regards policyholders (Line 48 above divided by Page 3, Col. 1, Line 37 x 100.0) .....	0.0	0.0	0.0	0.0	0.0

FIVE-YEAR HISTORICAL DATA

(Continued)

	1 2022	2 2021	3 2020	4 2019	5 2018
<b>Capital and Surplus Accounts (Page 4)</b>					
51. Net unrealized capital gains (losses) (Line 24) .....	0	0	0	0	0
52. Dividends to stockholders (Line 35) .....	(4,739,091)	(600,000)	(800,000)	(800,000)	(600,000)
53. Change in surplus as regards policyholders for the year (Line 38) .....	(25,589,901)	113,797	(167,425)	(37,343)	222,537
<b>Gross Losses Paid (Page 9, Part 2, Cols. 1 &amp; 2)</b>					
54. Liability lines (Lines 11, 16, 17, 18 & 19) .....	(7,261)	(2,467)	4,000	(18,223)	(38,585)
55. Property lines (Lines 1, 2, 9, 12, 21 & 26) .....	(986)	(706)	(433)	(4,362)	(621)
56. Property and liability combined lines (Lines 3, 4, 5, 8, 22 & 27) .....	0	0	0	0	0
57. All other lines (Lines 6, 10, 13, 14, 15, 23, 24, 28, 29, 30 & 34) .....	0	0	0	0	0
58. Nonproportional reinsurance lines (Lines 31, 32 & 33) .....	0	0	0	0	0
59. Total (Line 35) .....	(8,247)	(3,173)	3,567	(22,585)	(39,206)
<b>Net Losses Paid (Page 9, Part 2, Col. 4)</b>					
60. Liability lines (Lines 11, 16, 17, 18 & 19) .....	0	0	0	0	0
61. Property lines (Lines 1, 2, 9, 12, 21 & 26) .....	0	0	0	0	0
62. Property and liability combined lines (Lines 3, 4, 5, 8, 22 & 27) .....	0	0	0	0	0
63. All other lines (Lines 6, 10, 13, 14, 15, 23, 24, 28, 29, 30 & 34) .....	0	0	0	0	0
64. Nonproportional reinsurance lines (Lines 31, 32 & 33) .....	0	0	0	0	0
65. Total (Line 35) .....	0	0	0	0	0
<b>Operating Percentages (Page 4) (Line divided by Page 4, Line 1) x 100.0</b>					
66. Premiums earned (Line 1) .....	100.0	100.0	100.0	100.0	100.0
67. Losses incurred (Line 2) .....	0.0	0.0	0.0	0.0	0.0
68. Loss expenses incurred (Line 3) .....	0.0	0.0	0.0	0.0	0.0
69. Other underwriting expenses incurred (Line 4) .....	0.0	0.0	0.0	0.0	0.0
70. Net underwriting gain (loss) (Line 8) .....	0.0	0.0	0.0	0.0	0.0
<b>Other Percentages</b>					
71. Other underwriting expenses to net premiums written (Page 4, Lines 4 + 5 - 15 divided by Page 8, Part 1B, Col. 6, Line 35 x 100.0) .....	0.0	0.0	0.0	0.0	0.0
72. Losses and loss expenses incurred to premiums earned (Page 4, Lines 2 + 3 divided by Page 4, Line 1 x 100.0) .....	0.0	0.0	0.0	0.0	0.0
73. Net premiums written to policyholders' surplus (Page 8, Part 1B, Col. 6, Line 35 divided by Page 3, Line 37, Col. 1 x 100.0) .....	0.0	0.0	0.0	0.0	0.0
<b>One Year Loss Development (\$000 omitted)</b>					
74. Development in estimated losses and loss expenses incurred prior to current year (Schedule P - Part 2 - Summary, Line 12, Col. 11) .....	0	0	0	0	0
75. Percent of development of losses and loss expenses incurred to policyholders' surplus of prior year end (Line 74 above divided by Page 4, Line 21, Col. 1 x 100.0).....	0.0	0.0	0.0	0.0	0.0
<b>Two Year Loss Development (\$000 omitted)</b>					
76. Development in estimated losses and loss expenses incurred two years before the current year and prior year (Schedule P, Part 2 - Summary, Line 12, Col. 12) .....	0	0	0	0	0
77. Percent of development of losses and loss expenses incurred to reported policyholders' surplus of second prior year end (Line 76 above divided by Page 4, Line 21, Col. 2 x 100.0) .....	0.0	0.0	0.0	0.0	0.0

NOTE: If a party to a merger, have the two most recent years of this exhibit been restated due to a merger in compliance with the disclosure requirements of SSAP No. 3, Accounting Changes and Correction of Errors? .....

Yes [    ] No [    ]

If no, please explain: .....



ANNUAL STATEMENT FOR THE YEAR 2022 OF THE HANOVER NEW JERSEY INSURANCE COMPANY

EXHIBIT OF PREMIUMS AND LOSSES (Statutory Page 14)

NAIC Group Code 0088 BUSINESS IN THE STATE OF New Hampshire DURING THE YEAR 2022 NAIC Company Code 11705

Line of Business	Gross Premiums, Including Policy and Membership Fees, Less Return Premiums and Premiums on Policies not Taken		3	4	5	6	7	8	9	10	11	12
	1	2										
	Direct Premiums Written	Direct Premiums Earned	Dividends Paid or Credited to Policyholders on Direct Business	Direct Unearned Premium Reserves	Direct Losses Paid (deducting salvage)	Direct Losses Incurred	Direct Losses Unpaid	Direct Defense and Cost Containment Expense Paid	Direct Defense and Cost Containment Expense Incurred	Direct Defense and Cost Containment Expense Unpaid	Commissions and Brokerage Expenses	Taxes, Licenses and Fees
1. Fire .....	0	0	0	0	0	0	0	0	0	0	0	0
2.1 Allied Lines .....	0	0	0	0	0	0	0	0	0	0	0	0
2.2 Multiple Peril Crop .....	0	0	0	0	0	0	0	0	0	0	0	0
2.3 Federal Flood .....	0	0	0	0	0	0	0	0	0	0	0	0
2.4. Private Crop .....	0	0	0	0	0	0	0	0	0	0	0	0
2.5 Private Flood .....	0	0	0	0	0	0	0	0	0	0	0	0
3. Farmowners Multiple Peril .....	0	0	0	0	0	0	0	0	0	0	0	0
4. Homeowners Multiple Peril .....	0	0	0	0	0	0	0	0	0	0	0	0
5.1 Commercial Multiple Peril (Non-Liability Portion) .....	0	0	0	0	0	0	0	0	0	0	0	0
5.2 Commercial Multiple Peril (Liability Portion) .....	0	0	0	0	0	0	0	0	0	0	0	0
6. Mortgage Guaranty .....	0	0	0	0	0	0	0	0	0	0	0	0
8. Ocean Marine .....	0	0	0	0	0	0	0	0	0	0	0	0
9. Inland Marine .....	0	0	0	0	0	0	0	0	0	0	0	0
10. Financial Guaranty .....	0	0	0	0	0	0	0	0	0	0	0	0
11.1 Medical Professional Liability - Occurrence .....	0	0	0	0	0	0	0	0	0	0	0	0
11.2 Medical Professional Liability - Claims-Made .....	0	0	0	0	0	0	0	0	0	0	0	0
12. Earthquake .....	0	0	0	0	0	0	0	0	0	0	0	0
13.1 Comprehensive (hospital and medical) ind (b) .....	0	0	0	0	0	0	0	0	0	0	0	0
13.2 Comprehensive (hospital and medical) group (b) .....	0	0	0	0	0	0	0	0	0	0	0	0
14. Credit A&H (Group and Individual) .....	0	0	0	0	0	0	0	0	0	0	0	0
15.1 Vision Only (b).....	0	0	0	0	0	0	0	0	0	0	0	0
15.2 Dental Only (b) .....	0	0	0	0	0	0	0	0	0	0	0	0
15.3 Disability Income (b) .....	0	0	0	0	0	0	0	0	0	0	0	0
15.4 Medicare Supplement (b) .....	0	0	0	0	0	0	0	0	0	0	0	0
15.5 Medicaid Title XIX (b) .....	0	0	0	0	0	0	0	0	0	0	0	0
15.6 Medicare Title XVIII (b).....	0	0	0	0	0	0	0	0	0	0	0	0
15.7 Long-Term Care (b) .....	0	0	0	0	0	0	0	0	0	0	0	0
15.8 Federal Employees Health Benefits Plan (b) .....	0	0	0	0	0	0	0	0	0	0	0	0
15.9 Other Health (b) .....	0	0	0	0	0	0	0	0	0	0	0	0
16. Workers' Compensation .....	0	0	0	0	0	0	0	0	0	0	0	0
17.1 Other Liability - Occurrence .....	0	0	0	0	0	0	0	0	0	0	0	0
17.2 Other Liability - Claims-Made .....	0	0	0	0	0	0	0	0	0	0	0	0
17.3 Excess Workers' Compensation .....	0	0	0	0	0	0	0	0	0	0	0	0
18.1 Products Liability - Occurrence .....	0	0	0	0	0	0	0	0	0	0	0	0
18.2 Products Liability - Claims-Made .....	0	0	0	0	0	0	0	0	0	0	0	0
19.1 Private Passenger Auto No-Fault (Personal Injury Protection) .....	0	0	0	0	0	0	0	0	0	0	0	0
19.2 Other Private Passenger Auto Liability .....	0	0	0	0	0	0	0	0	0	0	0	465
19.3 Commercial Auto No-Fault (Personal Injury Protection) .....	0	0	0	0	0	0	0	0	0	0	0	0
19.4 Other Commercial Auto Liability .....	0	0	0	0	0	0	0	0	0	0	0	0
21.1 Private Passenger Auto Physical Damage .....	0	0	0	0	0	0	0	0	0	0	0	0
21.2 Commercial Auto Physical Damage .....	0	0	0	0	0	0	0	0	0	0	0	0
22. Aircraft (all perils) .....	0	0	0	0	0	0	0	0	0	0	0	0
23. Fidelity .....	0	0	0	0	0	0	0	0	0	0	0	0
24. Surety .....	0	0	0	0	0	0	0	0	0	0	0	0
26. Burglary and Theft .....	0	0	0	0	0	0	0	0	0	0	0	0
27. Boiler and Machinery .....	0	0	0	0	0	0	0	0	0	0	0	0
28. Credit .....	0	0	0	0	0	0	0	0	0	0	0	0
29. International .....	0	0	0	0	0	0	0	0	0	0	0	0
30. Warranty .....	0	0	0	0	0	0	0	0	0	0	0	0
31. Reins nonproportional assumed property .....	XXX	XXX	XXX	XXX	XXX	XXX	XXX	XXX	XXX	XXX	XXX	XXX
32. Reins nonproportional assumed liability .....	XXX	XXX	XXX	XXX	XXX	XXX	XXX	XXX	XXX	XXX	XXX	XXX
33. Reins nonproportional assumed financial lines .....	XXX	XXX	XXX	XXX	XXX	XXX	XXX	XXX	XXX	XXX	XXX	XXX
34. Aggregate Write-Ins for Other Lines of Business .....	0	0	0	0	0	0	0	0	0	0	0	0
35. Total (a) .....	0	0	0	0	0	0	0	0	0	0	0	465
DETAILS OF WRITE-INS												
3401. ....												
3402. ....												
3403. ....												
3498. Summary of remaining write-ins for Line 34 from overflow page .....	0	0	0	0	0	0	0	0	0	0	0	0
3499. Totals (Lines 3401 thru 3403 plus 3498)(Line 34 above) .....	0	0	0	0	0	0	0	0	0	0	0	0

(a) Finance and service charges not included in Lines 1 to 35 \$ .....0  
(b) For health business on indicated lines report: Number of persons insured under PPO managed care products .....0 and number of persons insured under indemnity only products .....0 .



ANNUAL STATEMENT FOR THE YEAR 2022 OF THE HANOVER NEW JERSEY INSURANCE COMPANY

EXHIBIT OF PREMIUMS AND LOSSES (Statutory Page 14)

NAIC Group Code 0088 BUSINESS IN THE STATE OF New Jersey DURING THE YEAR 2022 NAIC Company Code 11705

Line of Business	Gross Premiums, Including Policy and Membership Fees, Less Return Premiums and Premiums on Policies not Taken		3	4	5	6	7	8	9	10	11	12
	1	2										
	Direct Premiums Written	Direct Premiums Earned	Dividends Paid or Credited to Policyholders on Direct Business	Direct Unearned Premium Reserves	Direct Losses Paid (deducting salvage)	Direct Losses Incurred	Direct Losses Unpaid	Direct Defense and Cost Containment Expense Paid	Direct Defense and Cost Containment Expense Incurred	Direct Defense and Cost Containment Expense Unpaid	Commissions and Brokerage Expenses	Taxes, Licenses and Fees
1. Fire .....	0	0	0	0	0	0	0	0	0	0	0	0
2.1 Allied Lines .....	0	0	0	0	0	0	0	0	0	0	0	0
2.2 Multiple Peril Crop .....	0	0	0	0	0	0	0	0	0	0	0	0
2.3 Federal Flood .....	0	0	0	0	0	0	0	0	0	0	0	0
2.4. Private Crop .....	0	0	0	0	0	0	0	0	0	0	0	0
2.5 Private Flood .....	0	0	0	0	0	0	0	0	0	0	0	0
3. Farmowners Multiple Peril .....	0	0	0	0	0	0	0	0	0	0	0	0
4. Homeowners Multiple Peril .....	0	0	0	0	0	0	0	0	0	0	0	0
5.1 Commercial Multiple Peril (Non-Liability Portion) .....	0	0	0	0	0	0	0	0	0	0	0	0
5.2 Commercial Multiple Peril (Liability Portion) .....	0	0	0	0	0	0	0	0	0	0	0	0
6. Mortgage Guaranty .....	0	0	0	0	0	0	0	0	0	0	0	0
8. Ocean Marine .....	0	0	0	0	0	0	0	0	0	0	0	0
9. Inland Marine .....	0	0	0	0	0	0	0	0	0	0	0	0
10. Financial Guaranty .....	0	0	0	0	0	0	0	0	0	0	0	0
11.1 Medical Professional Liability - Occurrence .....	0	0	0	0	0	0	0	0	0	0	0	0
11.2 Medical Professional Liability - Claims-Made .....	0	0	0	0	0	0	0	0	0	0	0	0
12. Earthquake .....	0	0	0	0	0	0	0	0	0	0	0	0
13.1 Comprehensive (hospital and medical) ind (b) .....	0	0	0	0	0	0	0	0	0	0	0	0
13.2 Comprehensive (hospital and medical) group (b) .....	0	0	0	0	0	0	0	0	0	0	0	0
14. Credit A&H (Group and Individual) .....	0	0	0	0	0	0	0	0	0	0	0	0
15.1 Vision Only (b).....	0	0	0	0	0	0	0	0	0	0	0	0
15.2 Dental Only (b) .....	0	0	0	0	0	0	0	0	0	0	0	0
15.3 Disability Income (b) .....	0	0	0	0	0	0	0	0	0	0	0	0
15.4 Medicare Supplement (b) .....	0	0	0	0	0	0	0	0	0	0	0	0
15.5 Medicaid Title XIX (b) .....	0	0	0	0	0	0	0	0	0	0	0	0
15.6 Medicare Title XVIII (b).....	0	0	0	0	0	0	0	0	0	0	0	0
15.7 Long-Term Care (b) .....	0	0	0	0	0	0	0	0	0	0	0	0
15.8 Federal Employees Health Benefits Plan (b) .....	0	0	0	0	0	0	0	0	0	0	0	0
15.9 Other Health (b) .....	0	0	0	0	0	0	0	0	0	0	0	0
16. Workers' Compensation .....	0	0	0	0	0	0	0	0	0	0	0	0
17.1 Other Liability - Occurrence .....	0	0	0	0	0	0	0	0	0	0	0	0
17.2 Other Liability - Claims-Made .....	0	0	0	0	0	0	0	0	0	0	0	0
17.3 Excess Workers' Compensation .....	0	0	0	0	0	0	0	0	0	0	0	0
18.1 Products Liability - Occurrence .....	0	0	0	0	0	0	0	0	0	0	0	0
18.2 Products Liability - Claims-Made .....	0	0	0	0	0	0	0	0	0	0	0	0
19.1 Private Passenger Auto No-Fault (Personal Injury Protection) .....	0	0	0	0	(6,661)	(6,661)	0	(3,271)	(3,271)	0	0	0
19.2 Other Private Passenger Auto Liability .....	0	0	0	0	(600)	4,577	5,177	0	0	0	0	200
19.3 Commercial Auto No-Fault (Personal Injury Protection) .....	0	0	0	0	0	0	0	0	0	0	0	0
19.4 Other Commercial Auto Liability .....	0	0	0	0	0	0	0	0	0	0	0	0
21.1 Private Passenger Auto Physical Damage .....	0	0	0	0	(986)	(986)	0	0	0	0	0	0
21.2 Commercial Auto Physical Damage .....	0	0	0	0	0	0	0	0	0	0	0	0
22. Aircraft (all perils) .....	0	0	0	0	0	0	0	0	0	0	0	0
23. Fidelity .....	0	0	0	0	0	0	0	0	0	0	0	0
24. Surety .....	0	0	0	0	0	0	0	0	0	0	0	0
26. Burglary and Theft .....	0	0	0	0	0	0	0	0	0	0	0	0
27. Boiler and Machinery .....	0	0	0	0	0	0	0	0	0	0	0	0
28. Credit .....	0	0	0	0	0	0	0	0	0	0	0	0
29. International .....	0	0	0	0	0	0	0	0	0	0	0	0
30. Warranty .....	0	0	0	0	0	0	0	0	0	0	0	0
31. Reins nonproportional assumed property .....	XXX	XXX	XXX	XXX	XXX	XXX	XXX	XXX	XXX	XXX	XXX	XXX
32. Reins nonproportional assumed liability .....	XXX	XXX	XXX	XXX	XXX	XXX	XXX	XXX	XXX	XXX	XXX	XXX
33. Reins nonproportional assumed financial lines .....	XXX	XXX	XXX	XXX	XXX	XXX	XXX	XXX	XXX	XXX	XXX	XXX
34. Aggregate Write-Ins for Other Lines of Business .....	0	0	0	0	0	0	0	0	0	0	0	0
35. Total (a) .....	0	0	0	0	(8,247)	(3,070)	5,177	(3,271)	(3,271)	0	0	200
DETAILS OF WRITE-INS												
3401. ....												
3402. ....												
3403. ....												
3498. Summary of remaining write-ins for Line 34 from overflow page .....	0	0	0	0	0	0	0	0	0	0	0	0
3499. Totals (Lines 3401 thru 3403 plus 3498)(Line 34 above) .....	0	0	0	0	0	0	0	0	0	0	0	0

(a) Finance and service charges not included in Lines 1 to 35 \$ .....0  
(b) For health business on indicated lines report: Number of persons insured under PPO managed care products .....0 and number of persons insured under indemnity only products .....0 .



ANNUAL STATEMENT FOR THE YEAR 2022 OF THE HANOVER NEW JERSEY INSURANCE COMPANY

**EXHIBIT OF PREMIUMS AND LOSSES (Statutory Page 14)**

NAIC Group Code 0088 BUSINESS IN THE STATE OF Grand Total DURING THE YEAR 2022 NAIC Company Code 11705

Line of Business	Gross Premiums, Including Policy and Membership Fees, Less Return Premiums and Premiums on Policies not Taken		3	4	5	6	7	8	9	10	11	12
	1	2										
	Direct Premiums Written	Direct Premiums Earned	Dividends Paid or Credited to Policyholders on Direct Business	Direct Unearned Premium Reserves	Direct Losses Paid (deducting salvage)	Direct Losses Incurred	Direct Losses Unpaid	Direct Defense and Cost Containment Expense Paid	Direct Defense and Cost Containment Expense Incurred	Direct Defense and Cost Containment Expense Unpaid	Commissions and Brokerage Expenses	Taxes, Licenses and Fees
1. Fire .....	0	0	0	0	0	0	0	0	0	0	0	0
2.1 Allied Lines .....	0	0	0	0	0	0	0	0	0	0	0	0
2.2 Multiple Peril Crop .....	0	0	0	0	0	0	0	0	0	0	0	0
2.3 Federal Flood .....	0	0	0	0	0	0	0	0	0	0	0	0
2.4. Private Crop .....	0	0	0	0	0	0	0	0	0	0	0	0
2.5 Private Flood .....	0	0	0	0	0	0	0	0	0	0	0	0
3. Farmowners Multiple Peril .....	0	0	0	0	0	0	0	0	0	0	0	0
4. Homeowners Multiple Peril .....	0	0	0	0	0	0	0	0	0	0	0	0
5.1 Commercial Multiple Peril (Non-Liability Portion) .....	0	0	0	0	0	0	0	0	0	0	0	0
5.2 Commercial Multiple Peril (Liability Portion) .....	0	0	0	0	0	0	0	0	0	0	0	0
6. Mortgage Guaranty .....	0	0	0	0	0	0	0	0	0	0	0	0
8. Ocean Marine .....	0	0	0	0	0	0	0	0	0	0	0	0
9. Inland Marine .....	0	0	0	0	0	0	0	0	0	0	0	0
10. Financial Guaranty .....	0	0	0	0	0	0	0	0	0	0	0	0
11.1 Medical Professional Liability - Occurrence .....	0	0	0	0	0	0	0	0	0	0	0	0
11.2 Medical Professional Liability - Claims-Made .....	0	0	0	0	0	0	0	0	0	0	0	0
12. Earthquake .....	0	0	0	0	0	0	0	0	0	0	0	0
13.1 Comprehensive (hospital and medical) ind (b) .....	0	0	0	0	0	0	0	0	0	0	0	0
13.2 Comprehensive (hospital and medical) group (b) .....	0	0	0	0	0	0	0	0	0	0	0	0
14. Credit A&H (Group and Individual) .....	0	0	0	0	0	0	0	0	0	0	0	0
15.1 Vision Only (b).....	0	0	0	0	0	0	0	0	0	0	0	0
15.2 Dental Only (b) .....	0	0	0	0	0	0	0	0	0	0	0	0
15.3 Disability Income (b) .....	0	0	0	0	0	0	0	0	0	0	0	0
15.4 Medicare Supplement (b) .....	0	0	0	0	0	0	0	0	0	0	0	0
15.5 Medicaid Title XIX (b) .....	0	0	0	0	0	0	0	0	0	0	0	0
15.6 Medicare Title XVIII (b).....	0	0	0	0	0	0	0	0	0	0	0	0
15.7 Long-Term Care (b) .....	0	0	0	0	0	0	0	0	0	0	0	0
15.8 Federal Employees Health Benefits Plan (b) .....	0	0	0	0	0	0	0	0	0	0	0	0
15.9 Other Health (b) .....	0	0	0	0	0	0	0	0	0	0	0	0
16. Workers' Compensation .....	0	0	0	0	0	0	0	0	0	0	0	0
17.1 Other Liability - Occurrence .....	0	0	0	0	0	0	0	0	0	0	0	0
17.2 Other Liability - Claims-Made .....	0	0	0	0	0	0	0	0	0	0	0	0
17.3 Excess Workers' Compensation .....	0	0	0	0	0	0	0	0	0	0	0	0
18.1 Products Liability - Occurrence .....	0	0	0	0	0	0	0	0	0	0	0	0
18.2 Products Liability - Claims-Made .....	0	0	0	0	0	0	0	0	0	0	0	0
19.1 Private Passenger Auto No-Fault (Personal Injury Protection) .....	0	0	0	0	(6,661)	(6,661)	0	(3,271)	(3,271)	0	0	0
19.2 Other Private Passenger Auto Liability .....	0	0	0	0	(600)	4,577	5,177	0	0	0	0	665
19.3 Commercial Auto No-Fault (Personal Injury Protection) .....	0	0	0	0	0	0	0	0	0	0	0	0
19.4 Other Commercial Auto Liability .....	0	0	0	0	0	0	0	0	0	0	0	0
21.1 Private Passenger Auto Physical Damage .....	0	0	0	0	(986)	(986)	0	0	0	0	0	0
21.2 Commercial Auto Physical Damage .....	0	0	0	0	0	0	0	0	0	0	0	0
22. Aircraft (all perils) .....	0	0	0	0	0	0	0	0	0	0	0	0
23. Fidelity .....	0	0	0	0	0	0	0	0	0	0	0	0
24. Surety .....	0	0	0	0	0	0	0	0	0	0	0	0
26. Burglary and Theft .....	0	0	0	0	0	0	0	0	0	0	0	0
27. Boiler and Machinery .....	0	0	0	0	0	0	0	0	0	0	0	0
28. Credit .....	0	0	0	0	0	0	0	0	0	0	0	0
29. International .....	0	0	0	0	0	0	0	0	0	0	0	0
30. Warranty .....	0	0	0	0	0	0	0	0	0	0	0	0
31. Reins nonproportional assumed property .....	XXX	XXX	XXX	XXX	XXX	XXX	XXX	XXX	XXX	XXX	XXX	XXX
32. Reins nonproportional assumed liability .....	XXX	XXX	XXX	XXX	XXX	XXX	XXX	XXX	XXX	XXX	XXX	XXX
33. Reins nonproportional assumed financial lines .....	XXX	XXX	XXX	XXX	XXX	XXX	XXX	XXX	XXX	XXX	XXX	XXX
34. Aggregate Write-Ins for Other Lines of Business .....	0	0	0	0	0	0	0	0	0	0	0	0
35. Total (a) .....	0	0	0	0	(8,247)	(3,070)	5,177	(3,271)	(3,271)	0	0	665
DETAILS OF WRITE-INS												
3401. ....												
3402. ....												
3403. ....												
3498. Summary of remaining write-ins for Line 34 from overflow page .....	0	0	0	0	0	0	0	0	0	0	0	0
3499. Totals (Lines 3401 thru 3403 plus 3498)(Line 34 above) .....	0	0	0	0	0	0	0	0	0	0	0	0

(a) Finance and service charges not included in Lines 1 to 35 \$ .....0

(b) For health business on indicated lines report: Number of persons insured under PPO managed care products .....0 and number of persons insured under indemnity only products .....0 .

Schedule F - Part 1 - Assumed Reinsurance

**N O N E**

Schedule F - Part 2 - Premium Portfolio Reinsurance Effected or (Canceled)

**N O N E**

ANNUAL STATEMENT FOR THE YEAR 2022 OF THE HANOVER NEW JERSEY INSURANCE COMPANY

SCHEDULE F - PART 3

Ceded Reinsurance as of December 31, Current Year (\$000 Omitted)

1  ID Number	2  NAIC Com- pany Code	3  Name of Reinsurer	4  Domiciliary Jurisdiction	5  Special Code	6  Reinsurance Premiums Ceded	Reinsurance Recoverable On								16  Amount in Dispute included in Column 15	Reinsurance Payable		19  Net Amount Recoverable From Reinsurers Cols. 15 - [17 + 18]	20  Funds Held by Company Under Reinsurance Treaties
						7  Paid Losses	8  Paid LAE	9  Known Case Loss Reserves	10  Known Case LAE Reserves	11  IBNR Loss Reserves	12  IBNR LAE Reserves	13  Unearned Premiums	14  Contingent Commis- sions	15  Columns 7 through 14 Totals	17  Ceded Balances Payable	18  Other Amounts Due to Reinsurers		
13-5129825	22292	THE HANOVER INSURANCE COMPANY	NH		0	0	0	5	0	0	1	0	0	6	0	0	6	0
0399999. Total Authorized - Affiliates - U.S. Non-Pool - Other					0	0	0	5	0	0	1	0	0	6	0	0	6	0
0499999. Total Authorized - Affiliates - U.S. Non-Pool					0	0	0	5	0	0	1	0	0	6	0	0	6	0
0799999. Total Authorized - Affiliates - Other (Non-U.S.)					0	0	0	0	0	0	0	0	0	0	0	0	0	0
0899999. Total Authorized - Affiliates					0	0	0	5	0	0	1	0	0	6	0	0	6	0
1499999. Total Authorized Excluding Protected Cells (Sum of 0899999, 0999999, 1099999, 1199999 and 1299999)					0	0	0	5	0	0	1	0	0	6	0	0	6	0
1899999. Total Unauthorized - Affiliates - U.S. Non-Pool					0	0	0	0	0	0	0	0	0	0	0	0	0	0
2199999. Total Unauthorized - Affiliates - Other (Non-U.S.)					0	0	0	0	0	0	0	0	0	0	0	0	0	0
2299999. Total Unauthorized - Affiliates					0	0	0	0	0	0	0	0	0	0	0	0	0	0
2899999. Total Unauthorized Excluding Protected Cells (Sum of 2299999, 2399999, 2499999, 2599999 and 2699999)					0	0	0	0	0	0	0	0	0	0	0	0	0	0
3299999. Total Certified - Affiliates - U.S. Non-Pool					0	0	0	0	0	0	0	0	0	0	0	0	0	0
3599999. Total Certified - Affiliates - Other (Non-U.S.)					0	0	0	0	0	0	0	0	0	0	0	0	0	0
3699999. Total Certified - Affiliates					0	0	0	0	0	0	0	0	0	0	0	0	0	0
4299999. Total Certified Excluding Protected Cells (Sum of 3699999, 3799999, 3899999, 3999999 and 4099999)					0	0	0	0	0	0	0	0	0	0	0	0	0	0
4699999. Total Reciprocal Jurisdiction - Affiliates - U.S. Non-Pool					0	0	0	0	0	0	0	0	0	0	0	0	0	0
4999999. Total Reciprocal Jurisdiction - Affiliates - Other (Non-U.S.)					0	0	0	0	0	0	0	0	0	0	0	0	0	0
5099999. Total Reciprocal Jurisdiction - Affiliates					0	0	0	0	0	0	0	0	0	0	0	0	0	0
5699999. Total Reciprocal Jurisdiction Excluding Protected Cells (Sum of 5099999, 5199999, 5299999, 5399999 and 5499999)					0	0	0	0	0	0	0	0	0	0	0	0	0	0
5799999. Total Authorized, Unauthorized, Reciprocal Jurisdiction and Certified Excluding Protected Cells (Sum of 1499999, 2899999, 4299999 and 5699999)					0	0	0	5	0	0	1	0	0	6	0	0	6	0
5899999. Total Protected Cells (Sum of 1399999, 2799999, 4199999 and 5599999)					0	0	0	0	0	0	0	0	0	0	0	0	0	0
9999999 Totals					0	0	0	5	0	0	1	0	0	6	0	0	6	0

ANNUAL STATEMENT FOR THE YEAR 2022 OF THE HANOVER NEW JERSEY INSURANCE COMPANY

SCHEDULE F - PART 3 (Continued)

Ceded Reinsurance as of December 31, Current Year (\$000 Omitted)  
(Credit Risk)

ID Number From Col. 1	Name of Reinsurer From Col. 3	Collateral				25	26	27	Ceded Reinsurance Credit Risk								
		21	22	23	24				28	29	30	31	32	33	34	35	36
		Multiple Beneficiary Trusts	Letters of Credit	Issuing or Confirming Bank Reference Number	Single Beneficiary Trusts & Other Allowable Collateral	Total Funds Held, Payables & Collateral	Net Recoverable Net of Funds Held & Collateral	Applicable Sch. F Penalty (Col. 78)	Total Amount Recoverable from Reinsurers Less Penalty (Cols. 15-27)	Stressed Recoverable (Col. 28 * 120%)	Reinsurance Payable & Funds Held (Cols. 17+18+20; but not in excess of Col. 29)	Stressed Net Recoverable (Cols. 29-30)	Total Collateral (Cols. 21+22 + 24, not in Excess of Col. 31)	Stressed Net Recoverable Net of Collateral Offsets (Cols. 31-32)	Reinsurer Designation Equivalent	Credit Risk on Collateralized Recoverables (Col. 32 * Factor Applicable to Reinsurer Designation Equivalent in Col. 34)	Credit Risk on Un- collateralized Recoverables (Col. 33 * Factor Applicable to Reinsurer Designation Equivalent in Col. 34)
13-5129825 ..	THE HANOVER INSURANCE COMPANY .....	0	0		0	0	6	0	XXX	XXX	XXX	XXX	XXX	XXX	XXX	XXX	XXX
0399999. Total Authorized - Affiliates - U.S. Non-Pool - Other		0	0	XXX	0	0	6	0	XXX	XXX	XXX	XXX	XXX	XXX	XXX	XXX	XXX
0499999. Total Authorized - Affiliates - U.S. Non-Pool		0	0	XXX	0	0	6	0	XXX	XXX	XXX	XXX	XXX	XXX	XXX	XXX	XXX
0799999. Total Authorized - Affiliates - Other (Non-U.S.)		0	0	XXX	0	0	0	0	0	0	0	0	0	0	XXX	0	0
0899999. Total Authorized - Affiliates		0	0	XXX	0	0	6	0	0	0	0	0	0	0	XXX	0	0
1499999. Total Authorized Excluding Protected Cells (Sum of 0899999, 0999999, 1099999, 1199999 and 1299999)		0	0	XXX	0	0	6	0	0	0	0	0	0	0	XXX	0	0
1899999. Total Unauthorized - Affiliates - U.S. Non-Pool		0	0	XXX	0	0	0	0	XXX	XXX	XXX	XXX	XXX	XXX	XXX	XXX	XXX
2199999. Total Unauthorized - Affiliates - Other (Non-U.S.)		0	0	XXX	0	0	0	0	0	0	0	0	0	0	XXX	0	0
2299999. Total Unauthorized - Affiliates		0	0	XXX	0	0	0	0	0	0	0	0	0	0	XXX	0	0
2899999. Total Unauthorized Excluding Protected Cells (Sum of 2299999, 2399999, 2499999, 2599999 and 2699999)		0	0	XXX	0	0	0	0	0	0	0	0	0	0	XXX	0	0
3299999. Total Certified - Affiliates - U.S. Non-Pool		0	0	XXX	0	0	0	0	XXX	XXX	XXX	XXX	XXX	XXX	XXX	XXX	XXX
3599999. Total Certified - Affiliates - Other (Non-U.S.)		0	0	XXX	0	0	0	0	0	0	0	0	0	0	XXX	0	0
3699999. Total Certified - Affiliates		0	0	XXX	0	0	0	0	0	0	0	0	0	0	XXX	0	0
4299999. Total Certified Excluding Protected Cells (Sum of 3699999, 3799999, 3899999, 3999999 and 4099999)		0	0	XXX	0	0	0	0	0	0	0	0	0	0	XXX	0	0
4699999. Total Reciprocal Jurisdiction - Affiliates - U.S. Non-Pool		0	0	XXX	0	0	0	0	XXX	XXX	XXX	XXX	XXX	XXX	XXX	XXX	XXX
4999999. Total Reciprocal Jurisdiction - Affiliates - Other (Non- U.S.)		0	0	XXX	0	0	0	0	0	0	0	0	0	0	XXX	0	0
5099999. Total Reciprocal Jurisdiction - Affiliates		0	0	XXX	0	0	0	0	0	0	0	0	0	0	XXX	0	0
5699999. Total Reciprocal Jurisdiction Excluding Protected Cells (Sum of 5099999, 5199999, 5299999, 5399999 and 5499999)		0	0	XXX	0	0	0	0	0	0	0	0	0	0	XXX	0	0
5799999. Total Authorized, Unauthorized, Reciprocal Jurisdiction and Certified Excluding Protected Cells (Sum of 1499999, 2899999, 4299999 and 5699999)		0	0	XXX	0	0	6	0	0	0	0	0	0	0	XXX	0	0
5899999. Total Protected Cells (Sum of 1399999, 2799999, 4199999 and 5599999)		0	0	XXX	0	0	0	0	XXX	XXX	XXX	XXX	XXX	XXX	XXX	XXX	XXX
9999999 Totals		0	0	XXX	0	0	6	0	0	0	0	0	0	0	XXX	0	0



ANNUAL STATEMENT FOR THE YEAR 2022 OF THE HANOVER NEW JERSEY INSURANCE COMPANY

**SCHEDULE F - PART 3 (Continued)**

Ceded Reinsurance as of December 31, Current Year (\$000 Omitted)  
(Aging of Ceded Reinsurance)

ID Number From Col. 1	Name of Reinsurer From Col. 3	Reinsurance Recoverable on Paid Losses and Paid Loss Adjustment Expenses							44  Total Recoverable on Paid Losses & LAE Amounts in Dispute Included in Col. 43	45  Recoverable on Paid Losses & LAE Over 90 Days Past Due Amounts in Dispute Included in Cols. 40 & 41	46  Total Recoverable on Paid Losses & LAE Amounts Not in Dispute (Cols 43-44)	47  Recoverable on Paid Losses & LAE Over 90 Days Past Due Amounts Not in Dispute (Cols. 40 + 41 - 45)	48  Amounts Received Prior 90 Days	49  Percentage Overdue Col. 42/Col. 43	50  Percentage of Amounts More Than 90 Days Overdue Not in Dispute (Col. 47/(Cols. 46+48))	51  Percentage More Than 120 Days Overdue (Col. 41/ Col. 43)	52  Is the Amount in Col. 50 Less Than 20%? (Yes or No)	53  Amounts in Col. 47 for Reinsurers with Values Less Than 20% in Col. 50	
		37  Current	Overdue					43  Total Due Cols. 37+42 (In total should equal Cols. 7+8)											
			38  1 - 29 Days	39  30 - 90 Days	40  91 - 120 Days	41  Over 120 Days	42  Total Overdue Cols. 38+39 +40+41												
13-5129825 ... THE HANOVER INSURANCE COMPANY .....		0	0	0	0	0	0	0	0	0	0	0	0	0.0	0.0	0.0	0.0	YES	0
0399999. Total Authorized - Affiliates - U.S. Non-Pool - Other		0	0	0	0	0	0	0	0	0	0	0	0	0.0	0.0	0.0	0.0	XXX	0
0499999. Total Authorized - Affiliates - U.S. Non-Pool		0	0	0	0	0	0	0	0	0	0	0	0	0.0	0.0	0.0	0.0	XXX	0
0799999. Total Authorized - Affiliates - Other (Non-U.S.)		0	0	0	0	0	0	0	0	0	0	0	0	0.0	0.0	0.0	0.0	XXX	0
0899999. Total Authorized - Affiliates		0	0	0	0	0	0	0	0	0	0	0	0	0.0	0.0	0.0	0.0	XXX	0
1499999. Total Authorized Excluding Protected Cells (Sum of 0899999, 0999999, 1099999, 1199999 and 1299999)		0	0	0	0	0	0	0	0	0	0	0	0	0.0	0.0	0.0	0.0	XXX	0
1899999. Total Unauthorized - Affiliates - U.S. Non-Pool		0	0	0	0	0	0	0	0	0	0	0	0	0.0	0.0	0.0	0.0	XXX	0
2199999. Total Unauthorized - Affiliates - Other (Non-U.S.)		0	0	0	0	0	0	0	0	0	0	0	0	0.0	0.0	0.0	0.0	XXX	0
2299999. Total Unauthorized - Affiliates		0	0	0	0	0	0	0	0	0	0	0	0	0.0	0.0	0.0	0.0	XXX	0
2899999. Total Unauthorized Excluding Protected Cells (Sum of 2299999, 2399999, 2499999, 2599999 and 2699999)		0	0	0	0	0	0	0	0	0	0	0	0	0.0	0.0	0.0	0.0	XXX	0
3299999. Total Certified - Affiliates - U.S. Non-Pool		0	0	0	0	0	0	0	0	0	0	0	0	0.0	0.0	0.0	0.0	XXX	0
3599999. Total Certified - Affiliates - Other (Non-U.S.)		0	0	0	0	0	0	0	0	0	0	0	0	0.0	0.0	0.0	0.0	XXX	0
3699999. Total Certified - Affiliates		0	0	0	0	0	0	0	0	0	0	0	0	0.0	0.0	0.0	0.0	XXX	0
4299999. Total Certified Excluding Protected Cells (Sum of 3699999, 3799999, 3899999, 3999999 and 4099999)		0	0	0	0	0	0	0	0	0	0	0	0	0.0	0.0	0.0	0.0	XXX	0
4699999. Total Reciprocal Jurisdiction - Affiliates - U.S. Non-Pool		0	0	0	0	0	0	0	0	0	0	0	0	0.0	0.0	0.0	0.0	XXX	0
4999999. Total Reciprocal Jurisdiction - Affiliates - Other (Non-U.S.)		0	0	0	0	0	0	0	0	0	0	0	0	0.0	0.0	0.0	0.0	XXX	0
5099999. Total Reciprocal Jurisdiction - Affiliates		0	0	0	0	0	0	0	0	0	0	0	0	0.0	0.0	0.0	0.0	XXX	0
5699999. Total Reciprocal Jurisdiction Excluding Protected Cells (Sum of 5099999, 5199999, 5299999, 5399999 and 5499999)		0	0	0	0	0	0	0	0	0	0	0	0	0.0	0.0	0.0	0.0	XXX	0
5799999. Total Authorized, Unauthorized, Reciprocal Jurisdiction and Certified Excluding Protected Cells (Sum of 1499999, 2899999, 4299999 and 5699999)		0	0	0	0	0	0	0	0	0	0	0	0	0.0	0.0	0.0	0.0	XXX	0
5899999. Total Protected Cells (Sum of 1399999, 2799999, 4199999 and 5599999)		0	0	0	0	0	0	0	0	0	0	0	0	0.0	0.0	0.0	0.0	XXX	0
9999999 Totals		0	0	0	0	0	0	0	0	0	0	0	0	0.0	0.0	0.0	0.0	XXX	0

**SCHEDULE F - PART 3 (Continued)**

(Provision for Reinsurance for Certified Reinsurers)

ID Number From Col. 1	Name of Reinsurer From Col. 3	Provision for Certified Reinsurance															
		54  Certified Reinsurer Rating (1 through 6)	55  Effective Date of Certified Reinsurer Rating	56  Percent Collateral Required for Full Credit (0% through 100%)	57  Catastrophe Recoverables Qualifying for Collateral Deferral	58  Net Recoverables Subject to Collateral Requirements for Full Credit (Col. 19 - Col. 57)	59  Dollar Amount of Collateral Required (Col. 56 * Col. 58)	60  Percent of Collateral Provided for Net Recoverables Subject to Collateral Requirements ([Col. 20 + Col. 22 + Col. 24] / Col. 58)	61  Percent Credit Allowed on Net Recoverables Subject to Collateral Requirements (Col. 60 / Col. 56, not to exceed 100%)	62  20% of Recoverable on Paid Losses & LAE Over 90 Days Past Due Amounts in Dispute (Col. 45 * 20%)	63  Amount of Credit Allowed for Net Recoverables (Col. 57 + [Col. 58 * Col. 61])	64  Provision for Reinsurance with Certified Reinsurers Due to Collateral Deficiency (Col. 19 - Col. 63)	65  20% of Recoverable on Paid Losses & LAE Over 90 Days Past Due Amounts Not in Dispute (Col. 47 * 20%)	Complete if Col. 52 = "No"; Otherwise Enter 0			69  Provision for Overdue Reinsurance Ceded to Certified Reinsurers (Greater of [Col. 62 + Col. 65] or Col.68; not to Exceed Col. 63)
														66  Total Collateral Provided (Col. 20 + Col. 21 + Col. 22 + Col. 24, not to Exceed Col. 63)	67  Net Unsecured Recoverable for Which Credit is Allowed (Col. 63 - Col. 66)	68  20% of Amount in Col. 67	
13-5129825 ..	THE HANOVER INSURANCE COMPANY .....	...XXX...	...XXX...	...XXX...	...XXX...	...XXX...	...XXX...	...XXX...	...XXX...	...XXX...	...XXX...	...XXX...	...XXX...	...XXX...	...XXX...	...XXX...	...XXX...
03999999. Total Authorized - Affiliates - U.S. Non-Pool - Other				XXX	XXX	XXX	XXX	XXX	XXX	XXX	XXX	XXX	XXX	XXX	XXX	XXX	XXX
04999999. Total Authorized - Affiliates - U.S. Non-Pool				XXX	XXX	XXX	XXX	XXX	XXX	XXX	XXX	XXX	XXX	XXX	XXX	XXX	XXX
07999999. Total Authorized - Affiliates - Other (Non-U.S.)				XXX	XXX	XXX	XXX	XXX	XXX	XXX	XXX	XXX	XXX	XXX	XXX	XXX	XXX
08999999. Total Authorized - Affiliates				XXX	XXX	XXX	XXX	XXX	XXX	XXX	XXX	XXX	XXX	XXX	XXX	XXX	XXX
14999999. Total Authorized Excluding Protected Cells (Sum of 08999999, 09999999, 10999999, 11999999 and 12999999)				XXX	XXX	XXX	XXX	XXX	XXX	XXX	XXX	XXX	XXX	XXX	XXX	XXX	XXX
18999999. Total Unauthorized - Affiliates - U.S. Non-Pool				XXX	XXX	XXX	XXX	XXX	XXX	XXX	XXX	XXX	XXX	XXX	XXX	XXX	XXX
21999999. Total Unauthorized - Affiliates - Other (Non-U.S.)				XXX	XXX	XXX	XXX	XXX	XXX	XXX	XXX	XXX	XXX	XXX	XXX	XXX	XXX
22999999. Total Unauthorized - Affiliates				XXX	XXX	XXX	XXX	XXX	XXX	XXX	XXX	XXX	XXX	XXX	XXX	XXX	XXX
28999999. Total Unauthorized Excluding Protected Cells (Sum of 22999999, 23999999, 24999999, 25999999 and 26999999)				XXX	XXX	XXX	XXX	XXX	XXX	XXX	XXX	XXX	XXX	XXX	XXX	XXX	XXX
32999999. Total Certified - Affiliates - U.S. Non-Pool				XXX	0	0	0	XXX	XXX	0	0	0	0	0	0	0	0
35999999. Total Certified - Affiliates - Other (Non-U.S.)				XXX	0	0	0	XXX	XXX	0	0	0	0	0	0	0	0
36999999. Total Certified - Affiliates				XXX	0	0	0	XXX	XXX	0	0	0	0	0	0	0	0
42999999. Total Certified Excluding Protected Cells (Sum of 36999999, 37999999, 38999999, 39999999 and 40999999)				XXX	0	0	0	XXX	XXX	0	0	0	0	0	0	0	0
46999999. Total Reciprocal Jurisdiction - Affiliates - U.S. Non-Pool				XXX	XXX	XXX	XXX	XXX	XXX	XXX	XXX	XXX	XXX	XXX	XXX	XXX	XXX
49999999. Total Reciprocal Jurisdiction - Affiliates - Other (Non-U.S.)				XXX	XXX	XXX	XXX	XXX	XXX	XXX	XXX	XXX	XXX	XXX	XXX	XXX	XXX
50999999. Total Reciprocal Jurisdiction - Affiliates				XXX	XXX	XXX	XXX	XXX	XXX	XXX	XXX	XXX	XXX	XXX	XXX	XXX	XXX
56999999. Total Reciprocal Jurisdiction Excluding Protected Cells (Sum of 50999999, 51999999, 52999999, 53999999 and 54999999)				XXX	XXX	XXX	XXX	XXX	XXX	XXX	XXX	XXX	XXX	XXX	XXX	XXX	XXX
57999999. Total Authorized, Unauthorized, Reciprocal Jurisdiction and Certified Excluding Protected Cells (Sum of 14999999, 28999999, 42999999 and 56999999)				XXX	0	0	0	XXX	XXX	0	0	0	0	0	0	0	0
58999999. Total Protected Cells (Sum of 13999999, 27999999, 41999999 and 55999999)				XXX	0	0	0	XXX	XXX	0	0	0	0	0	0	0	0
99999999 Totals				XXX	0	0	0	XXX	XXX	0	0	0	0	0	0	0	0

ANNUAL STATEMENT FOR THE YEAR 2022 OF THE HANOVER NEW JERSEY INSURANCE COMPANY

**SCHEDULE F - PART 3 (Continued)**

Ceded Reinsurance as of December 31, Current Year (\$000 Omitted)  
(Total Provision for Reinsurance)

ID Number From Col. 1	Name of Reinsurer From Col. 3	70  20% of Recoverable on Paid Losses & LAE Over 90 Days past Due Amounts Not in Dispute (Col. 47 * 20%)	Provision for Unauthorized Reinsurance		Provision for Overdue Authorized and Reciprocal Jurisdiction Reinsurance		Total Provision for Reinsurance			
			71	72	73 Complete if Col. 52 = "Yes"; Otherwise Enter 0	74 Complete if Col. 52 = "No"; Otherwise Enter 0	75	76	77	78
			Provision for Reinsurance with Unauthorized Reinsurers Due to Collateral Deficiency (Col. 26)	Provision for Overdue Reinsurance from Unauthorized Reinsurers and Amounts in Dispute (Col. 70 + 20% of the Amount in Col. 16)	20% of Recoverable on Paid Losses & LAE Over 90 Days Past Due Amounts Not in Dispute + 20% of Amounts in Dispute ([Col. 47 * 20%] + [Col. 45 * 20%])	Greater of 20% of Net Recoverable Net of Funds Held & Collateral, or 20% of Recoverable on Paid Losses & LAE Over 90 Days Past Due (Greater of Col. 26 * 20% or Cols. [40 + 41] * 20%)	Provision for Amounts Ceded to Authorized and Reciprocal Jurisdiction Reinsurers (Cols. 73 + 74)	Provision for Amounts Ceded to Unauthorized Reinsurers (Cols. 71 + 72 Not in Excess of Col. 15)	Provision for Amounts Ceded to Certified Reinsurers (Cols. 64 + 69)	Total Provision for Reinsurance (Cols. 75 + 76 + 77)
13-5129825	THE HANOVER INSURANCE COMPANY	0	XXX	XXX	0	0	0	XXX	XXX	0
0399999	Total Authorized - Affiliates - U.S. Non-Pool - Other	0	XXX	XXX	0	0	0	XXX	XXX	0
0499999	Total Authorized - Affiliates - U.S. Non-Pool	0	XXX	XXX	0	0	0	XXX	XXX	0
0799999	Total Authorized - Affiliates - Other (Non-U.S.)	0	XXX	XXX	0	0	0	XXX	XXX	0
0899999	Total Authorized - Affiliates	0	XXX	XXX	0	0	0	XXX	XXX	0
1499999	Total Authorized Excluding Protected Cells (Sum of 0899999, 0999999, 1099999, 1199999 and 1299999)	0	XXX	XXX	0	0	0	XXX	XXX	0
1899999	Total Unauthorized - Affiliates - U.S. Non-Pool	0	0	0	XXX	XXX	XXX	0	XXX	0
2199999	Total Unauthorized - Affiliates - Other (Non-U.S.)	0	0	0	XXX	XXX	XXX	0	XXX	0
2299999	Total Unauthorized - Affiliates	0	0	0	XXX	XXX	XXX	0	XXX	0
2899999	Total Unauthorized Excluding Protected Cells (Sum of 2299999, 2399999, 2499999, 2599999 and 2699999)	0	0	0	XXX	XXX	XXX	0	XXX	0
3299999	Total Certified - Affiliates - U.S. Non-Pool	XXX	XXX	XXX	XXX	XXX	XXX	XXX	0	0
3599999	Total Certified - Affiliates - Other (Non-U.S.)	XXX	XXX	XXX	XXX	XXX	XXX	XXX	0	0
3699999	Total Certified - Affiliates	XXX	XXX	XXX	XXX	XXX	XXX	XXX	0	0
4299999	Total Certified Excluding Protected Cells (Sum of 3699999, 3799999, 3899999, 3999999 and 4099999)	XXX	XXX	XXX	XXX	XXX	XXX	XXX	0	0
4699999	Total Reciprocal Jurisdiction - Affiliates - U.S. Non-Pool	0	XXX	XXX	0	0	0	XXX	XXX	0
4999999	Total Reciprocal Jurisdiction - Affiliates - Other (Non-U.S.)	0	XXX	XXX	0	0	0	XXX	XXX	0
5099999	Total Reciprocal Jurisdiction - Affiliates	0	XXX	XXX	0	0	0	XXX	XXX	0
5699999	Total Reciprocal Jurisdiction Excluding Protected Cells (Sum of 5099999, 5199999, 5299999, 5399999 and 5499999)	0	XXX	XXX	0	0	0	XXX	XXX	0
5799999	Total Authorized, Unauthorized, Reciprocal Jurisdiction and Certified Excluding Protected Cells (Sum of 1499999, 2899999, 4299999 and 5699999)	0	0	0	0	0	0	0	0	0
5899999	Total Protected Cells (Sum of 1399999, 2799999, 4199999 and 5599999)	0	0	0	0	0	0	0	0	0
9999999	Totals	0	0	0	0	0	0	0	0	0

## ANNUAL STATEMENT FOR THE YEAR 2022 OF THE HANOVER NEW JERSEY INSURANCE COMPANY

## SCHEDULE F - PART 4

Issuing or Confirming Banks for Letters of Credit from Schedule F, Part 3 (\$000 Omitted)

1 Issuing or Confirming Bank Reference Number Used in Col. 23 of Sch F Part 3	2 Letters of Credit Code	3 American Bankers Association (ABA) Routing Number	4 Issuing or Confirming Bank Name	5 Letters of Credit Amount
			NONE	
Total				

ANNUAL STATEMENT FOR THE YEAR 2022 OF THE HANOVER NEW JERSEY INSURANCE COMPANY

SCHEDULE F - PART 5

Interrogatories for Schedule F, Part 3 (000 Omitted)

A. Report the five largest provisional commission rates included in the cedant's reinsurance treaties. The commission rate to be reported is by contract with ceded premium in excess of \$50,000:

	1	2	3
	Name of Reinsurer	Commission Rate	Ceded Premium
1.	.....	0.000	0
2.	.....	0.000	0
3.	.....	0.000	0
4.	.....	0.000	0
5.	.....	0.000	0

B. Report the five largest reinsurance recoverables reported in Schedule F, Part 3, Column 15, due from any one reinsurer (based on the total recoverables, Schedule F, Part 3,Line 9999999, Column 15), the amount of ceded premium, and indicate whether the recoverables are due from an affiliated insurer.

	1	2	3	4
	Name of Reinsurer	Total Recoverables	Ceded Premiums	Affiliated
6.	THE HANOVER INSURANCE COMPANY .....	6	0	Yes [ X ] No [ ]
7.	.....	0	0	Yes [ ] No [ ]
8.	.....	0	0	Yes [ ] No [ ]
9.	.....	0	0	Yes [ ] No [ ]
10.	.....	0	0	Yes [ ] No [ ]

NOTE: Disclosure of the five largest provisional commission rates should exclude mandatory pools and joint underwriting associations.

SCHEDULE F - PART 6

Restatement of Balance Sheet to Identify Net Credit for Reinsurance

	1 As Reported (Net of Ceded)	2 Restatement Adjustments	3 Restated (Gross of Ceded)
ASSETS (Page 2, Col. 3)			
1. Cash and invested assets (Line 12) .....	5,322,762	0	5,322,762
2. Premiums and considerations (Line 15) .....	0	0	0
3. Reinsurance recoverable on loss and loss adjustment expense payments (Line 16.1) .....	0	0	0
4. Funds held by or deposited with reinsured companies (Line 16.2) .....	0	0	0
5. Other assets .....	33,096	0	33,096
6. Net amount recoverable from reinsurers .....	0	6,000	6,000
7. Protected cell assets (Line 27) .....	0	0	0
8. Totals (Line 28) .....	5,355,858	6,000	5,361,858
LIABILITIES (Page 3)			
9. Losses and loss adjustment expenses (Lines 1 through 3) .....	0	6,000	6,000
10. Taxes, expenses, and other obligations (Lines 4 through 8) .....	0	0	0
11. Unearned premiums (Line 9) .....	0	0	0
12. Advance premiums (Line 10) .....	0	0	0
13. Dividends declared and unpaid (Line 11.1 and 11.2) .....	0	0	0
14. Ceded reinsurance premiums payable (net of ceding commissions (Line 12) .....	0	0	0
15. Funds held by company under reinsurance treaties (Line 13) .....	0	0	0
16. Amounts withheld or retained by company for account of others (Line 14) .....	0	0	0
17. Provision for reinsurance (Line 16) .....	0	0	0
18. Other liabilities .....	0	0	0
19. Total liabilities excluding protected cell business (Line 26) .....	0	6,000	6,000
20. Protected cell liabilities (Line 27) .....	0	0	0
21. Surplus as regards policyholders (Line 37)	5,355,858	XXX	5,355,858
22. Totals (Line 38)	5,355,858	6,000	5,361,858

NOTE: Is the restatement of this exhibit the result of grossing up balances ceded to affiliates under 100 percent reinsurance or pooling arrangements? .....

Yes [ X ] No [ ]

If yes, give full explanation: The Company ceded 100% of its insurance business to The Hanover Insurance Company, an affiliated insurer. ....

Schedule H - Part 1 - Analysis of Underwriting Operations

**N O N E**

Schedule H - Part 2 - Reserves and Liabilities

**N O N E**

Schedule H - Part 3 - Test of Prior Year's Claim Reserves and Liabilities

**N O N E**

Schedule H - Part 4 - Reinsurance

**N O N E**

Schedule H - Part 5 - Health Claims

**N O N E**

SCHEDULE P - ANALYSIS OF LOSSES AND LOSS EXPENSES  
SCHEDULE P - PART 1 - SUMMARY

(\$000 OMITTED)

Years in Which Premiums Were Earned and Losses Were Incurred	Premiums Earned			Loss and Loss Expense Payments								12
	1  Direct and Assumed	2  Ceded	3  Net (1 - 2)	Loss Payments		Defense and Cost Containment Payments		Adjusting and Other Payments		10  Salvage and Subrogation Received	11  Total Net Paid Cols (4 - 5 + 6 - 7 + 8 - 9)	Number of Claims Reported Direct and Assumed
				4  Direct and Assumed	5  Ceded	6  Direct and Assumed	7  Ceded	8  Direct and Assumed	9  Ceded			
1. Prior.....	XXX.....	XXX.....	XXX.....	(8).....	(8).....	(3).....	(3).....	0.....	0.....	0.....	0.....	XXX.....
2. 2013.....	0.....	0.....	0.....	0.....	0.....	0.....	0.....	0.....	0.....	0.....	0.....	XXX.....
3. 2014.....	0.....	0.....	0.....	0.....	0.....	0.....	0.....	0.....	0.....	0.....	0.....	XXX.....
4. 2015.....	0.....	0.....	0.....	0.....	0.....	0.....	0.....	0.....	0.....	0.....	0.....	XXX.....
5. 2016.....	0.....	0.....	0.....	0.....	0.....	0.....	0.....	0.....	0.....	0.....	0.....	XXX.....
6. 2017.....	0.....	0.....	0.....	0.....	0.....	0.....	0.....	0.....	0.....	0.....	0.....	XXX.....
7. 2018.....	0.....	0.....	0.....	0.....	0.....	0.....	0.....	0.....	0.....	0.....	0.....	XXX.....
8. 2019.....	0.....	0.....	0.....	0.....	0.....	0.....	0.....	0.....	0.....	0.....	0.....	XXX.....
9. 2020.....	0.....	0.....	0.....	0.....	0.....	0.....	0.....	0.....	0.....	0.....	0.....	XXX.....
10. 2021.....	0.....	0.....	0.....	0.....	0.....	0.....	0.....	0.....	0.....	0.....	0.....	XXX.....
11. 2022.....	0.....	0.....	0.....	0.....	0.....	0.....	0.....	0.....	0.....	0.....	0.....	XXX.....
12. Totals.....	XXX.....	XXX.....	XXX.....	(8).....	(8).....	(3).....	(3).....	0.....	0.....	0.....	0.....	XXX.....

	Losses Unpaid				Defense and Cost Containment Unpaid				Adjusting and Other Unpaid		23	24	25
	Case Basis		Bulk + IBNR		Case Basis		Bulk + IBNR						
	13	14	15	16	17	18	19	20	21	22			
	Direct and Assumed	Ceded	Direct and Assumed	Ceded	Direct and Assumed	Ceded	Direct and Assumed	Ceded	Direct and Assumed	Ceded			
1. Prior.....	5	5	0	0	0	0	0	0	1	1	0	0	XXX
2. 2013.....	0	0	0	0	0	0	0	0	0	0	0	0	XXX
3. 2014.....	0	0	0	0	0	0	0	0	0	0	0	0	XXX
4. 2015.....	0	0	0	0	0	0	0	0	0	0	0	0	XXX
5. 2016.....	0	0	0	0	0	0	0	0	0	0	0	0	XXX
6. 2017.....	0	0	0	0	0	0	0	0	0	0	0	0	XXX
7. 2018.....	0	0	0	0	0	0	0	0	0	0	0	0	XXX
8. 2019.....	0	0	0	0	0	0	0	0	0	0	0	0	XXX
9. 2020.....	0	0	0	0	0	0	0	0	0	0	0	0	XXX
10. 2021.....	0	0	0	0	0	0	0	0	0	0	0	0	XXX
11. 2022.....	0	0	0	0	0	0	0	0	0	0	0	0	XXX
12. Totals	5	5	0	0	0	0	0	0	1	1	0	0	XXX

	Total Losses and Loss Expenses Incurred			Loss and Loss Expense Percentage (Incurred /Premiums Earned)			Nontabular Discount		34 Inter-Company Pooling Participation Percentage	Net Balance Sheet Reserves After Discount	
	26	27	28	29	30	31	32	33		35	36
	Direct and Assumed	Ceded	Net	Direct and Assumed	Ceded	Net	Loss	Loss Expense		Losses Unpaid	Loss Expenses Unpaid
1. Prior.....	XXX.....	XXX.....	XXX.....	XXX.....	XXX.....	XXX.....	0.....	0.....	XXX.....	0.....	0.....
2. 2013.....	0.....	0.....	0.....	0.0.....	0.0.....	0.0.....	0.....	0.....	0.0.....	0.....	0.....
3. 2014.....	0.....	0.....	0.....	0.0.....	0.0.....	0.0.....	0.....	0.....	0.0.....	0.....	0.....
4. 2015.....	0.....	0.....	0.....	0.0.....	0.0.....	0.0.....	0.....	0.....	0.0.....	0.....	0.....
5. 2016.....	0.....	0.....	0.....	0.0.....	0.0.....	0.0.....	0.....	0.....	0.0.....	0.....	0.....
6. 2017.....	0.....	0.....	0.....	0.0.....	0.0.....	0.0.....	0.....	0.....	0.0.....	0.....	0.....
7. 2018.....	0.....	0.....	0.....	0.0.....	0.0.....	0.0.....	0.....	0.....	0.0.....	0.....	0.....
8. 2019.....	0.....	0.....	0.....	0.0.....	0.0.....	0.0.....	0.....	0.....	0.0.....	0.....	0.....
9. 2020.....	0.....	0.....	0.....	0.0.....	0.0.....	0.0.....	0.....	0.....	0.0.....	0.....	0.....
10. 2021.....	0.....	0.....	0.....	0.0.....	0.0.....	0.0.....	0.....	0.....	0.0.....	0.....	0.....
11. 2022.....	0.....	0.....	0.....	0.0.....	0.0.....	0.0.....	0.....	0.....	0.0.....	0.....	0.....
12. Totals.....	XXX.....	XXX.....	XXX.....	XXX.....	XXX.....	XXX.....	0.....	0.....	XXX.....	0.....	0.....

Note: Parts 2 and 4 are gross of all discounting, including tabular discounting. Part 1 is gross of only nontabular discounting, which is reported in Columns 32 and 33 of Part 1. The tabular discount, if any, is reported in the Notes to Financial Statements which will reconcile Part 1 with Parts 2 and 4.



Schedule P - Part 2 - Summary

**N O N E**

Schedule P - Part 3 - Summary

**N O N E**

Schedule P - Part 4 - Summary

**N O N E**

Schedule P - Part 1A - Homeowners/Farmowners

**N O N E**

ANNUAL STATEMENT FOR THE YEAR 2022 OF THE HANOVER NEW JERSEY INSURANCE COMPANY

**SCHEDULE P - PART 1B - PRIVATE PASSENGER AUTO LIABILITY/MEDICAL**

(\$000 OMITTED)

Years in Which Premiums Were Earned and Losses Were Incurred	Premiums Earned			Loss and Loss Expense Payments								12
	1  Direct and Assumed	2  Ceded	3  Net (1 - 2)	Loss Payments		Defense and Cost Containment Payments		Adjusting and Other Payments		10  Salvage and Subrogation Received	11  Total Net Paid Cols (4 - 5 + 6 - 7 + 8 - 9)	Number of Claims Reported Direct and Assumed
				4  Direct and Assumed	5  Ceded	6  Direct and Assumed	7  Ceded	8  Direct and Assumed	9  Ceded			
1. Prior.....	XXX.....	XXX.....	XXX.....	(7).....	(7).....	(3).....	(3).....	0.....	0.....	0.....	0.....	XXX.....
2. 2013.....	(1).....	(1).....	0.....	0.....	0.....	0.....	0.....	0.....	0.....	0.....	0.....	0.....
3. 2014.....	0.....	0.....	0.....	0.....	0.....	0.....	0.....	0.....	0.....	0.....	0.....	0.....
4. 2015.....	0.....	0.....	0.....	0.....	0.....	0.....	0.....	0.....	0.....	0.....	0.....	0.....
5. 2016.....	0.....	0.....	0.....	0.....	0.....	0.....	0.....	0.....	0.....	0.....	0.....	0.....
6. 2017.....	0.....	0.....	0.....	0.....	0.....	0.....	0.....	0.....	0.....	0.....	0.....	0.....
7. 2018.....	0.....	0.....	0.....	0.....	0.....	0.....	0.....	0.....	0.....	0.....	0.....	0.....
8. 2019.....	0.....	0.....	0.....	0.....	0.....	0.....	0.....	0.....	0.....	0.....	0.....	0.....
9. 2020.....	0.....	0.....	0.....	0.....	0.....	0.....	0.....	0.....	0.....	0.....	0.....	0.....
10. 2021.....	0.....	0.....	0.....	0.....	0.....	0.....	0.....	0.....	0.....	0.....	0.....	0.....
11. 2022.....	0.....	0.....	0.....	0.....	0.....	0.....	0.....	0.....	0.....	0.....	0.....	0.....
12. Totals.....	XXX.....	XXX.....	XXX.....	(7).....	(7).....	(3).....	(3).....	0.....	0.....	0.....	0.....	XXX.....

	Losses Unpaid				Defense and Cost Containment Unpaid				Adjusting and Other Unpaid		23	24	25
	Case Basis		Bulk + IBNR		Case Basis		Bulk + IBNR						
	13	14	15	16	17	18	19	20	21	22			
	Direct and Assumed	Ceded	Direct and Assumed	Ceded	Direct and Assumed	Ceded	Direct and Assumed	Ceded	Direct and Assumed	Ceded			
1. Prior.....	5	5	0	0	0	0	0	0	1	1	0	0	1
2. 2013.....	0	0	0	0	0	0	0	0	0	0	0	0	0
3. 2014.....	0	0	0	0	0	0	0	0	0	0	0	0	0
4. 2015.....	0	0	0	0	0	0	0	0	0	0	0	0	0
5. 2016.....	0	0	0	0	0	0	0	0	0	0	0	0	0
6. 2017.....	0	0	0	0	0	0	0	0	0	0	0	0	0
7. 2018.....	0	0	0	0	0	0	0	0	0	0	0	0	0
8. 2019.....	0	0	0	0	0	0	0	0	0	0	0	0	0
9. 2020.....	0	0	0	0	0	0	0	0	0	0	0	0	0
10. 2021.....	0	0	0	0	0	0	0	0	0	0	0	0	0
11. 2022.....	0	0	0	0	0	0	0	0	0	0	0	0	0
12. Totals.....	5	5	0	0	0	0	0	0	1	1	0	0	1

	Total Losses and Loss Expenses Incurred			Loss and Loss Expense Percentage (Incurred /Premiums Earned)			Nontabular Discount		34 Inter-Company Pooling Participation Percentage	Net Balance Sheet Reserves After Discount	
	26	27	28	29	30	31	32	33		35	36
	Direct and Assumed	Ceded	Net	Direct and Assumed	Ceded	Net	Loss	Loss Expense		Losses Unpaid	Loss Expenses Unpaid
1. Prior.....	XXX.....	XXX.....	XXX.....	XXX.....	XXX.....	XXX.....	0.....	0.....	XXX.....	0.....	0.....
2. 2013.....	0.....	0.....	0.....	0.0.....	0.0.....	0.0.....	0.....	0.....	0.0.....	0.....	0.....
3. 2014.....	0.....	0.....	0.....	0.0.....	0.0.....	0.0.....	0.....	0.....	0.0.....	0.....	0.....
4. 2015.....	0.....	0.....	0.....	0.0.....	0.0.....	0.0.....	0.....	0.....	0.0.....	0.....	0.....
5. 2016.....	0.....	0.....	0.....	0.0.....	0.0.....	0.0.....	0.....	0.....	0.0.....	0.....	0.....
6. 2017.....	0.....	0.....	0.....	0.0.....	0.0.....	0.0.....	0.....	0.....	0.0.....	0.....	0.....
7. 2018.....	0.....	0.....	0.....	0.0.....	0.0.....	0.0.....	0.....	0.....	0.0.....	0.....	0.....
8. 2019.....	0.....	0.....	0.....	0.0.....	0.0.....	0.0.....	0.....	0.....	0.0.....	0.....	0.....
9. 2020.....	0.....	0.....	0.....	0.0.....	0.0.....	0.0.....	0.....	0.....	0.0.....	0.....	0.....
10. 2021.....	0.....	0.....	0.....	0.0.....	0.0.....	0.0.....	0.....	0.....	0.0.....	0.....	0.....
11. 2022.....	0.....	0.....	0.....	0.0.....	0.0.....	0.0.....	0.....	0.....	0.0.....	0.....	0.....
12. Totals.....	XXX.....	XXX.....	XXX.....	XXX.....	XXX.....	XXX.....	0.....	0.....	XXX.....	0.....	0.....

Schedule P - Part 1C - Commercial Auto/Truck Liability/Medical

**N O N E**

Schedule P - Part 1D - Workers' Compensation (Excluding Excess Workers' Compensation)

**N O N E**

Schedule P - Part 1E - Commercial Multiple Peril

**N O N E**

Schedule P - Part 1F - Section 1 - Medical Professional Liability - Occurrence

**N O N E**

Schedule P - Part 1F - Section 2 - Medical Professional Liability - Claims-Made

**N O N E**

Schedule P - Part 1G - Special Liability (Ocean Marine, Aircraft (all perils), Boiler and Machinery)

**N O N E**

Schedule P - Part 1H - Section 1 - Other Liability - Occurrence

**N O N E**

Schedule P - Part 1H - Section 2 - Other Liability - Claims-Made

**N O N E**

Schedule P - Part 1I - Special Property (Fire, Allied Lines...)

**N O N E**

ANNUAL STATEMENT FOR THE YEAR 2022 OF THE HANOVER NEW JERSEY INSURANCE COMPANY

SCHEDULE P - PART 1J - AUTO PHYSICAL DAMAGE

(\$000 OMITTED)

Years in Which Premiums Were Earned and Losses Were Incurred	Premiums Earned			Loss and Loss Expense Payments								12
	1  Direct and Assumed	2  Ceded	3  Net (1 - 2)	Loss Payments		Defense and Cost Containment Payments		Adjusting and Other Payments		10  Salvage and Subrogation Received	11  Total Net Paid Cols (4 - 5 + 6 - 7 + 8 - 9)	Number of Claims Reported Direct and Assumed
				4  Direct and Assumed	5  Ceded	6  Direct and Assumed	7  Ceded	8  Direct and Assumed	9  Ceded			
1. Prior.....	XXX.....	XXX.....	XXX.....	(1)	(1)	0	0	0	0	0	0	XXX.....
2. 2021.....	0	0	0	0	0	0	0	0	0	0	0	0
3. 2022	0	0	0	0	0	0	0	0	0	0	0	0
4. Totals	XXX	XXX	XXX	(1)	(1)	0	0	0	0	0	0	XXX

	Losses Unpaid				Defense and Cost Containment Unpaid				Adjusting and Other Unpaid		23	24	25
	Case Basis		Bulk + IBNR		Case Basis		Bulk + IBNR						
	13	14	15	16	17	18	19	20	21	22			
	Direct and Assumed	Ceded	Direct and Assumed	Ceded	Direct and Assumed	Ceded	Direct and Assumed	Ceded	Direct and Assumed	Ceded			
1. Prior	0	0	0	0	0	0	0	0	0	0	0	0	0
2. 2021	0	0	0	0	0	0	0	0	0	0	0	0	0
3. 2022	0	0	0	0	0	0	0	0	0	0	0	0	0
4. Totals	0	0	0	0	0	0	0	0	0	0	0	0	0

	Total Losses and Loss Expenses Incurred			Loss and Loss Expense Percentage (Incurred /Premiums Earned)			Nontabular Discount		34 Inter-Company Pooling Participation Percentage	Net Balance Sheet Reserves After Discount	
	26	27	28	29	30	31	32	33		35	36
	Direct and Assumed	Ceded	Net	Direct and Assumed	Ceded	Net	Loss	Loss Expense		Losses Unpaid	Loss Expenses Unpaid
1. Prior.....	XXX.....	XXX.....	XXX.....	XXX.....	XXX.....	XXX.....	0.....	0.....	XXX.....	0.....	0.....
2. 2021.....	0.....	0.....	0.....	0.0.....	0.0.....	0.0.....	0.....	0.....	0.0.....	0.....	0.....
3. 2022.....	0.....	0.....	0.....	0.0.....	0.0.....	0.0.....	0.....	0.....	0.0.....	0.....	0.....
4. Totals.....	XXX.....	XXX.....	XXX.....	XXX.....	XXX.....	XXX.....	0.....	0.....	XXX.....	0.....	0.....

Schedule P - Part 1K - Fidelity/Surety

**N O N E**

Schedule P - Part 1L - Other (Including Credit, Accident and Health)

**N O N E**

Schedule P - Part 1M - International

**N O N E**

Schedule P - Part 1N - Reinsurance - Nonproportional Assumed Property

**N O N E**

Schedule P - Part 1O - Reinsurance - Nonproportional Assumed Liability

**N O N E**

Schedule P - Part 1P - Reinsurance - Nonproportional Assumed Financial Lines

**N O N E**

Schedule P - Part 1R - Section 1 - Products Liability - Occurrence

**N O N E**

Schedule P - Part 1R - Section 2 - Products Liability - Claims-Made

**N O N E**

Schedule P - Part 1S - Financial Guaranty/Mortgage Guaranty

**N O N E**

Schedule P - Part 1T - Warranty

**N O N E**

Schedule P - Part 2A - Homeowners/Farmowners

**N O N E**

Schedule P - Part 2B - Private Passenger Auto Liability/Medical

**N O N E**

Schedule P - Part 2C - Commercial Auto/Truck Liability/Medical

**N O N E**

Schedule P - Part 2D - Workers' Compensation (Excluding Excess Workers' Compensation)

**N O N E**

Schedule P - Part 2E - Commercial Multiple Peril

**N O N E**

Schedule P - Part 2F - Section 1 - Medical Professional Liability - Occurrence

**N O N E**

Schedule P - Part 2F - Section 2 - Medical Professional Liability - Claims-Made

**N O N E**

Schedule P - Part 2G - Special Liability (Ocean Marine, Aircraft (all perils), Boiler and Machinery)

**N O N E**

Schedule P - Part 2H - Section 1 - Other Liability - Occurrence

**N O N E**

Schedule P - Part 2H - Section 2- Other Liability - Claims-Made

**N O N E**

Schedule P - Part 2I - Special Property

**N O N E**

Schedule P - Part 2J - Auto Physical Damage

**N O N E**

Schedule P - Part 2K - Fidelity/Surety

**N O N E**

Schedule P - Part 2L - Other (Including Credit, Accident and Health)

**N O N E**

Schedule P - Part 2M - International

**N O N E**

Schedule P - Part 2N - Reinsurance - Nonproportional Assumed Property

**N O N E**

Schedule P - Part 2O - Reinsurance - Nonproportional Assumed Liability

**N O N E**

Schedule P - Part 2P - Reinsurance - Nonproportional Assumed Financial Lines

**N O N E**

Schedule P - Part 2R - Section 1 - Products Liability - Occurrence

**N O N E**

Schedule P - Part 2R - Section 2 - Products Liability - Claims-Made

**N O N E**

Schedule P - Part 2S - Financial Guaranty/Mortgage Guaranty

**N O N E**

Schedule P - Part 2T - Warranty

**N O N E**



ANNUAL STATEMENT FOR THE YEAR 2022 OF THE HANOVER NEW JERSEY INSURANCE COMPANY

SCHEDULE P - PART 3A - HOMEOWNERS/FARMOWNERS

Years in Which Losses Were Incurred	CUMULATIVE PAID NET LOSSES AND DEFENSE AND COST CONTAINMENT EXPENSES REPORTED AT YEAR END (\$000 OMITTED)										11 Number of Claims Closed With Loss Payment	12 Number of Claims Closed Without Loss Payment
	1	2	3	4	5	6	7	8	9	10		
	2013	2014	2015	2016	2017	2018	2019	2020	2021	2022		
1. Prior.....	000											
2. 2013.....												
3. 2014.....	XXX											
4. 2015.....	XXX	XXX										
5. 2016.....	XXX	XXX	XXX									
6. 2017.....	XXX	XXX	XXX	XXX								
7. 2018.....	XXX	XXX	XXX	XXX	XXX	XXX						
8. 2019.....	XXX	XXX	XXX	XXX	XXX	XXX	XXX					
9. 2020.....	XXX	XXX	XXX	XXX	XXX	XXX	XXX	XXX				
10. 2021.....	XXX	XXX	XXX	XXX	XXX	XXX	XXX	XXX	XXX			
11. 2022.....	XXX	XXX	XXX	XXX	XXX	XXX	XXX	XXX	XXX	XXX		

SCHEDULE P - PART 3B - PRIVATE PASSENGER AUTO LIABILITY/MEDICAL

1. Prior.....	000	0	0	0	0	0	0	0	0	0	0	86	0
2. 2013.....	0	0	0	0	0	0	0	0	0	0	0	0	0
3. 2014.....	XXX	0	0	0	0	0	0	0	0	0	0	0	0
4. 2015.....	XXX	XXX	0	0	0	0	0	0	0	0	0	0	0
5. 2016.....	XXX	XXX	XXX	0	0	0	0	0	0	0	0	0	0
6. 2017.....	XXX	XXX	XXX	XXX	0	0	0	0	0	0	0	0	0
7. 2018.....	XXX	XXX	XXX	XXX	XXX	0	0	0	0	0	0	0	0
8. 2019.....	XXX	XXX	XXX	XXX	XXX	XXX	0	0	0	0	0	0	0
9. 2020.....	XXX	XXX	XXX	XXX	XXX	XXX	XXX	0	0	0	0	0	0
10. 2021.....	XXX	XXX	XXX	XXX	XXX	XXX	XXX	XXX	0	0	0	0	0
11. 2022.....	XXX	XXX	XXX	XXX	XXX	XXX	XXX	XXX	XXX	0	0	0	0

SCHEDULE P - PART 3C - COMMERCIAL AUTO/TRUCK LIABILITY/MEDICAL

1. Prior.....	000												
2. 2013.....													
3. 2014.....	XXX												
4. 2015.....	XXX	XXX											
5. 2016.....	XXX	XXX	XXX										
6. 2017.....	XXX	XXX	XXX	XXX									
7. 2018.....	XXX	XXX	XXX	XXX	XXX								
8. 2019.....	XXX	XXX	XXX	XXX	XXX	XXX							
9. 2020.....	XXX	XXX	XXX	XXX	XXX	XXX	XXX						
10. 2021.....	XXX	XXX	XXX	XXX	XXX	XXX	XXX	XXX					
11. 2022.....	XXX	XXX	XXX	XXX	XXX	XXX	XXX	XXX	XXX				

SCHEDULE P - PART 3D - WORKERS' COMPENSATION  
(EXCLUDING EXCESS WORKERS' COMPENSATION)

1. Prior.....	000												
2. 2013.....													
3. 2014.....	XXX												
4. 2015.....	XXX	XXX											
5. 2016.....	XXX	XXX	XXX										
6. 2017.....	XXX	XXX	XXX	XXX									
7. 2018.....	XXX	XXX	XXX	XXX	XXX								
8. 2019.....	XXX	XXX	XXX	XXX	XXX	XXX							
9. 2020.....	XXX	XXX	XXX	XXX	XXX	XXX	XXX						
10. 2021.....	XXX	XXX	XXX	XXX	XXX	XXX	XXX	XXX					
11. 2022.....	XXX	XXX	XXX	XXX	XXX	XXX	XXX	XXX	XXX				

SCHEDULE P - PART 3E - COMMERCIAL MULTIPLE PERIL

1. Prior.....	000												
2. 2013.....													
3. 2014.....	XXX												
4. 2015.....	XXX	XXX											
5. 2016.....	XXX	XXX	XXX										
6. 2017.....	XXX	XXX	XXX	XXX									
7. 2018.....	XXX	XXX	XXX	XXX	XXX								
8. 2019.....	XXX	XXX	XXX	XXX	XXX	XXX							
9. 2020.....	XXX	XXX	XXX	XXX	XXX	XXX	XXX						
10. 2021.....	XXX	XXX	XXX	XXX	XXX	XXX	XXX	XXX					
11. 2022.....	XXX	XXX	XXX	XXX	XXX	XXX	XXX	XXX	XXX				

Schedule P - Part 3F - Section 1 - Medical Professional Liability - Occurrence

**N O N E**

Schedule P - Part 3F - Section 2 - Medical Professional Liability - Claims-Made

**N O N E**

Schedule P - Part 3G - Special Liability

**N O N E**

Schedule P - Part 3H - Section 1 - Other Liability - Occurrence

**N O N E**

Schedule P - Part 3H - Section 2 - Other Liability - Claims-Made

**N O N E**

Schedule P - Part 3I - Special Property

**N O N E**

Schedule P - Part 3J - Auto Physical Damage

**N O N E**

Schedule P - Part 3K - Fidelity/Surety

**N O N E**

Schedule P - Part 3L - Other (Including Credit, Accident and Health)

**N O N E**

Schedule P - Part 3M - International

**N O N E**

Schedule P - Part 3N - Reinsurance - Nonproportional Assumed Property

**N O N E**

Schedule P - Part 3O - Reinsurance - Nonproportional Assumed Liability

**N O N E**

Schedule P - Part 3P - Reinsurance - Nonproportional Assumed Financial Lines

**N O N E**

Schedule P - Part 3R - Section 1 - Product Liability - Occurrence

**N O N E**

Schedule P - Part 3R - Section 2 - Product Liability - Claims-Made

**N O N E**

Schedule P - Part 3S - Financial Guaranty/Mortgage Guaranty

**N O N E**

Schedule P - Part 3T - Warranty

**N O N E**

Schedule P - Part 4A - Homeowners/Farmowners

**N O N E**

Schedule P - Part 4B - Private Passenger Auto Liability/Medical

**N O N E**

Schedule P - Part 4C - Commercial Auto/Truck Liability/Medical

**N O N E**

Schedule P - Part 4D - Workers' Compensation (Excluding Excess Workers' Compensation)

**N O N E**

Schedule P - Part 4E - Commercial Multiple Peril

**N O N E**

Schedule P - Part 4F - Section 1 - Medical Professional Liability - Occurrence

**N O N E**

Schedule P - Part 4F - Section 2 - Medical Professional Liability - Claims-Made

**N O N E**

Schedule P - Part 4G - Special Liability

**N O N E**

Schedule P - Part 4H - Section 1 - Other Liability - Occurrence

**N O N E**

Schedule P - Part 4H - Section 2 - Other Liability - Claims-Made

**N O N E**

Schedule P - Part 4I - Special Property

**N O N E**

Schedule P - Part 4J - Auto Physical Damage

**N O N E**

Schedule P - Part 4K - Fidelity/Surety

**N O N E**

Schedule P - Part 4L - Other (Including Credit, Accident and Health)

**N O N E**

Schedule P - Part 4M - International

**N O N E**

Schedule P - Part 4N - Reinsurance - Nonproportional Assumed Property

**N O N E**

Schedule P - Part 4O - Reinsurance - Nonproportional Assumed Liability

**N O N E**

Schedule P - Part 4P - Reinsurance - Nonproportional Assumed Financial Lines

**N O N E**

Schedule P - Part 4R - Section 1 - Products Liability - Occurrence

**N O N E**

Schedule P - Part 4R - Section 2 - Products Liability - Claims-Made

**N O N E**

Schedule P - Part 4S - Financial Guaranty/Mortgage Guaranty

**N O N E**

Schedule P - Part 4T - Warranty

**N O N E**

Schedule P - Part 5A - Homeowners/Farmowners - Section 1

**N O N E**

Schedule P - Part 5A - Homeowners/Farmowners - Section 2

**N O N E**

Schedule P - Part 5A - Homeowners/Farmowners - Section 3

**N O N E**

ANNUAL STATEMENT FOR THE YEAR 2022 OF THE HANOVER NEW JERSEY INSURANCE COMPANY

**SCHEDULE P - PART 5B - PRIVATE PASSENGER AUTO LIABILITY/MEDICAL**

**SECTION 1**

Years in Which Premiums Were Earned and Losses Were Incurred	CUMULATIVE NUMBER OF CLAIMS CLOSED WITH LOSS PAYMENT DIRECT AND ASSUMED AT YEAR END									
	1	2	3	4	5	6	7	8	9	10
	2013	2014	2015	2016	2017	2018	2019	2020	2021	2022
1. Prior.....	110	49	20	5	6	1	1	3	1	0
2. 2013.....	0	0	0	0	0	0	0	0	0	0
3. 2014.....	XXX	0	0	0	0	0	0	0	0	0
4. 2015.....	XXX	XXX	0	0	0	0	0	0	0	0
5. 2016.....	XXX	XXX	XXX	0	0	0	0	0	0	0
6. 2017.....	XXX	XXX	XXX	XXX	0	0	0	0	0	0
7. 2018.....	XXX	XXX	XXX	XXX	XXX	0	0	0	0	0
8. 2019.....	XXX	XXX	XXX	XXX	XXX	XXX	0	0	0	0
9. 2020.....	XXX	XXX	XXX	XXX	XXX	XXX	XXX	0	0	0
10. 2021.....	XXX	XXX	XXX	XXX	XXX	XXX	XXX	XXX	0	0
11. 2022.....	XXX	XXX	XXX	XXX	XXX	XXX	XXX	XXX	XXX	0

**SECTION 2**

Years in Which Premiums Were Earned and Losses Were Incurred	NUMBER OF CLAIMS OUTSTANDING DIRECT AND ASSUMED AT YEAR END									
	1	2	3	4	5	6	7	8	9	10
	2013	2014	2015	2016	2017	2018	2019	2020	2021	2022
1. Prior.....	68	30	16	13	6	5	1	0	0	1
2. 2013.....	0	0	0	0	0	0	0	0	0	0
3. 2014.....	XXX	0	0	0	0	0	0	0	0	0
4. 2015.....	XXX	XXX	0	0	0	0	0	0	0	0
5. 2016.....	XXX	XXX	XXX	0	0	0	0	0	0	0
6. 2017.....	XXX	XXX	XXX	XXX	0	0	0	0	0	0
7. 2018.....	XXX	XXX	XXX	XXX	XXX	0	0	0	0	0
8. 2019.....	XXX	XXX	XXX	XXX	XXX	XXX	0	0	0	0
9. 2020.....	XXX	XXX	XXX	XXX	XXX	XXX	XXX	0	0	0
10. 2021.....	XXX	XXX	XXX	XXX	XXX	XXX	XXX	XXX	0	0
11. 2022.....	XXX	XXX	XXX	XXX	XXX	XXX	XXX	XXX	XXX	0

**SECTION 3**

Years in Which Premiums Were Earned and Losses Were Incurred	CUMULATIVE NUMBER OF CLAIMS REPORTED DIRECT AND ASSUMED AT YEAR END									
	1	2	3	4	5	6	7	8	9	10
	2013	2014	2015	2016	2017	2018	2019	2020	2021	2022
1. Prior.....	41	17	9	2	0	1	0	2	1	1
2. 2013.....	0	0	0	0	0	0	0	0	0	0
3. 2014.....	XXX	0	0	0	0	0	0	0	0	0
4. 2015.....	XXX	XXX	0	0	0	0	0	0	0	0
5. 2016.....	XXX	XXX	XXX	0	0	0	0	0	0	0
6. 2017.....	XXX	XXX	XXX	XXX	0	0	0	0	0	0
7. 2018.....	XXX	XXX	XXX	XXX	XXX	0	0	0	0	0
8. 2019.....	XXX	XXX	XXX	XXX	XXX	XXX	0	0	0	0
9. 2020.....	XXX	XXX	XXX	XXX	XXX	XXX	XXX	0	0	0
10. 2021.....	XXX	XXX	XXX	XXX	XXX	XXX	XXX	XXX	0	0
11. 2022.....	XXX	XXX	XXX	XXX	XXX	XXX	XXX	XXX	XXX	0

Schedule P - Part 5C - Commercial Auto/Truck Liability/Medical - Section 1

**N O N E**

Schedule P - Part 5C - Commercial Auto/Truck Liability/Medical - Section 2

**N O N E**

Schedule P - Part 5C - Commercial Auto/Truck Liability/Medical - Section 3

**N O N E**

Schedule P-Part 5D-Workers' Compensation (Excluding Excess Workers' Compensation)-Section 1

**N O N E**

Schedule P-Part 5D-Workers' Compensation (Excluding Excess Workers' Compensation)-Section 2

**N O N E**

Schedule P-Part 5D-Workers' Compensation (Excluding Excess Workers' Compensation)-Section 3

**N O N E**

Schedule P - Part 5E - Commercial Multiple Peril - Section 1

**N O N E**

Schedule P - Part 5E - Commercial Multiple Peril - Section 2

**N O N E**

Schedule P - Part 5E - Commercial Multiple Peril - Section 3

**N O N E**

Schedule P - Part 5F - Medical Professional Liability - Occurrence - Section 1A

**N O N E**

Schedule P - Part 5F - Medical Professional Liability - Occurrence - Section 2A

**N O N E**

Schedule P - Part 5F - Medical Professional Liability - Occurrence - Section 3A

**N O N E**

Schedule P - Part 5F - Medical Professional Liability - Claims-Made - Section 1B

**N O N E**

Schedule P - Part 5F - Medical Professional Liability - Claims-Made - Section 2B

**N O N E**

Schedule P - Part 5F - Medical Professional Liability - Claims-Made - Section 3B

**N O N E**

Schedule P - Part 5H - Other Liability - Occurrence - Section 1A

**N O N E**

Schedule P - Part 5H - Other Liability - Occurrence - Section 2A

**N O N E**

Schedule P - Part 5H - Other Liability - Occurrence - Section 3A

**N O N E**

Schedule P - Part 5H - Other Liability - Claims-Made - Section 1B

**N O N E**

Schedule P - Part 5H - Other Liability - Claims-Made - Section 2B

**N O N E**

Schedule P - Part 5H - Other Liability - Claims-Made - Section 3B

**N O N E**

Schedule P - Part 5R - Products Liability - Occurrence - Section 1A

**N O N E**

Schedule P - Part 5R - Products Liability - Occurrence - Section 2A

**N O N E**

Schedule P - Part 5R - Products Liability - Occurrence - Section 3A

**N O N E**

Schedule P - Part 5R - Products Liability - Claims-Made - Section 1B

**N O N E**

Schedule P - Part 5R - Products Liability - Claims-Made - Section 2B

**N O N E**

Schedule P - Part 5R - Products Liability - Claims-Made - Section 3B

**N O N E**

Schedule P - Part 5T - Warranty - Section 1

**N O N E**

Schedule P - Part 5T - Warranty - Section 2

**N O N E**

Schedule P - Part 5T - Warranty - Section 3

**N O N E**

Schedule P - Part 6C - Commercial Auto/Truck Liability/Medical - Section 1

**N O N E**

Schedule P - Part 6C - Commercial Auto/Truck Liability/Medical - Section 2

**N O N E**

Schedule P-Part 6D-Workers' Compensation (Excluding Excess Workers' Compensation)-Section 1

**N O N E**

Schedule P-Part 6D-Workers' Compensation (Excluding Excess Workers' Compensation)-Section 2

**N O N E**

Schedule P - Part 6E - Commercial Multiple Peril - Section 1

**N O N E**

Schedule P - Part 6E - Commercial Multiple Peril - Section 2

**N O N E**

Schedule P - Part 6H - Other Liability - Occurrence - Section 1A

**N O N E**

Schedule P - Part 6H - Other Liability - Occurrence - Section 2A

**N O N E**

Schedule P - Part 6H - Other Liability - Claims-Made - Section 1B

**N O N E**

Schedule P - Part 6H - Other Liability - Claims-Made - Section 2B

**N O N E**

Schedule P - Part 6M - International - Section 1

**N O N E**

Schedule P - Part 6M - International - Section 2

**N O N E**



Schedule P - Part 6N- Reinsurance A - Nonproportional Assumed Property - Section 1

**N O N E**

Schedule P - Part 6N- Reinsurance A - Nonproportional Assumed Property - Section 2

**N O N E**

Schedule P - Part 6O - Reinsurance B - Nonproportional Liability - Section 1

**N O N E**

Schedule P - Part 6O - Reinsurance B - Nonproportional Assumed Liability - Section 2

**N O N E**

Schedule P - Part 6R - Products Liability - Occurrence - Section 1A

**N O N E**

Schedule P - Part 6R - Products Liability - Occurrence - Section 2A

**N O N E**

Schedule P - Part 6R - Products Liability - Claims-Made - Section 1B

**N O N E**

Schedule P - Part 6R - Products Liability - Claims-Made - Section 2B

**N O N E**

Schedule P - Part 7A - Section 1 - Primary Loss Sensitive Contracts

**N O N E**

Schedule P - Part 7A - Section 2 - Primary Loss Sensitive Contracts

**N O N E**

Schedule P - Part 7A - Section 3 - Primary Loss Sensitive Contracts

**N O N E**

Schedule P - Part 7A - Section 4 - Primary Loss Sensitive Contracts

**N O N E**

Schedule P - Part 7A - Section 5 - Primary Loss Sensitive Contracts

**N O N E**

Schedule P - Part 7B - Section 1 - Reinsurance Loss Sensitive Contracts

**N O N E**

Schedule P - Part 7B - Section 2 - Reinsurance Loss Sensitive Contracts

**N O N E**

Schedule P - Part 7B - Section 3 - Reinsurance Loss Sensitive Contracts

**N O N E**

Schedule P - Part 7B - Section 4 - Reinsurance Loss Sensitive Contracts

**N O N E**

Schedule P - Part 7B - Section 5 - Reinsurance Loss Sensitive Contracts

**N O N E**

Schedule P - Part 7B - Section 6 - Reinsurance Loss Sensitive Contracts

**N O N E**

Schedule P - Part 7B - Section 7 - Reinsurance Loss Sensitive Contracts

**N O N E**

SCHEDULE P INTERROGATORIES

1. The following questions relate to yet-to-be-issued Extended Reporting Endorsements (EREs) arising from Death, Disability, or Retirement (DDR) provisions in Medical Professional Liability Claims Made insurance policies. EREs provided for reasons other than DDR are not to be included.
- 1.1 Does the company issue Medical Professional Liability Claims Made insurance policies that provide tail (also known as an extended reporting endorsement, or “ERE”) benefits in the event of Death, Disability, or Retirement (DDR) at a reduced charge or at no additional cost? ..... Yes [ ] No [ X ]  
If the answer to question 1.1 is “no”, leave the following questions blank. If the answer to question 1.1 is “yes”, please answer the following questions:
- 1.2 What is the total amount of the reserve for that provision (DDR Reserve), as reported, explicitly or not, elsewhere in this statement (in dollars)? .....\$ .....0
- 1.3 Does the company report any DDR reserve as Unearned Premium Reserve per SSAP #65? ..... Yes [ ] No [ ]
- 1.4 Does the company report any DDR reserve as loss or loss adjustment expense reserve? ..... Yes [ ] No [ ]
- 1.5 If the company reports DDR reserve as Unearned Premium Reserve, does that amount match the figure on the Underwriting and Investment Exhibit, Part 1A - Recapitulation of all Premiums (Page 7) Column 2, Lines 11.1 plus 11.2? ..... Yes [ ] No [ ] N/A [ ]
- 1.6 If the company reports DDR reserve as loss or loss adjustment expense reserve, please complete the following table corresponding to where these reserves are reported in Schedule P:

Years in Which Premiums Were Earned and Losses Were Incurred	DDR Reserve Included in Schedule P, Part 1F, Medical Professional Liability Column 24: Total Net Losses and Expenses Unpaid	
	1 Section 1: Occurrence	2 Section 2: Claims-Made
1.601 Prior .....	0	0
1.602 2013 .....	0	0
1.603 2014 .....	0	0
1.604 2015 .....	0	0
1.605 2016 .....	0	0
1.606 2017 .....	0	0
1.607 2018 .....	0	0
1.608 2019.....	0	0
1.609 2020.....	0	0
1.610 2021.....	0	0
1.611 2022.....	0	0
1.612 Totals	0	0

2. The definition of allocated loss adjustment expenses (ALAE) and, therefore, unallocated loss adjustment expenses (ULAE) was changed effective January 1, 1998. This change in definition applies to both paid and unpaid expenses. Are these expenses (now reported as “Defense and Cost Containment” and “Adjusting and Other” ) reported in compliance with these definitions in this statement? ..... Yes [ X ] No [ ]
3. The Adjusting and Other expense payments and reserves should be allocated to the years in which the losses were incurred based on the number of claims reported, closed and outstanding in those years. When allocating Adjusting and Other expense between companies in a group or a pool, the Adjusting and Other expense should be allocated in the same percentage used for the loss amounts and the claim counts. For reinsurers, Adjusting and Other expense assumed should be reported according to the reinsurance contract. For Adjusting and Other expense incurred by reinsurers, or in those situations where suitable claim count information is not available, Adjusting and Other expense should be allocated by a reasonable method determined by the company and described in Interrogatory 7, below. Are they so reported in this Statement? ..... Yes [ X ] No [ ]
4. Do any lines in Schedule P include reserves that are reported gross of any discount to present value of future payments, and that are reported net of such discounts on Page 10? ..... Yes [ ] No [ X ]  
  
If yes, proper disclosure must be made in the Notes to Financial Statements, as specified in the Instructions. Also, the discounts must be reported in Schedule P - Part 1, Columns 32 and 33. Schedule P must be completed gross of non-tabular discounting. Work papers relating to discount calculations must be available for examination upon request.  
Discounting is allowed only if expressly permitted by the state insurance department to which this Annual Statement is being filed.
5. What were the net premiums in force at the end of the year for:  
(in thousands of dollars)

5.1 Fidelity .....0

5.2 Surety .....0
6. Claim count information is reported per claim or per claimant (Indicate which) .....per claimant.....  
If not the same in all years, explain in Interrogatory 7.
- 7.1 The information provided in Schedule P will be used by many persons to estimate the adequacy of the current loss and expense reserves, among other things. Are there any especially significant events, coverage, retention or accounting changes that have occurred that must be considered when making such analyses? ..... Yes [ ] No [ X ]
- 7.2 (An extended statement may be attached.)  
.....

SCHEDULE T - EXHIBIT OF PREMIUMS WRITTEN

Allocated by States and Territories									
States, Etc.	1	Gross Premiums, Including Policy and Membership Fees, Less Return Premiums and Premiums on Policies Not Taken		4	5	6	7	8	9
		2	3						
	Active Status (a)	Direct Premiums Written	Direct Premiums Earned	Dividends Paid or Credited to Policyholders on Direct Business	Direct Losses Paid (Deducting Salvage)	Direct Losses Incurred	Direct Losses Unpaid	Finance and Service Charges Not Included in Premiums	Direct Premiums Written for Federal Purchasing Groups (Included in Column 2)
1. Alabama	AL	N	0	0	0	0	0	0	0
2. Alaska	AK	N	0	0	0	0	0	0	0
3. Arizona	AZ	N	0	0	0	0	0	0	0
4. Arkansas	AR	N	0	0	0	0	0	0	0
5. California	CA	N	0	0	0	0	0	0	0
6. Colorado	CO	N	0	0	0	0	0	0	0
7. Connecticut	CT	N	0	0	0	0	0	0	0
8. Delaware	DE	N	0	0	0	0	0	0	0
9. District of Columbia	DC	N	0	0	0	0	0	0	0
10. Florida	FL	N	0	0	0	0	0	0	0
11. Georgia	GA	N	0	0	0	0	0	0	0
12. Hawaii	HI	N	0	0	0	0	0	0	0
13. Idaho	ID	N	0	0	0	0	0	0	0
14. Illinois	IL	N	0	0	0	0	0	0	0
15. Indiana	IN	N	0	0	0	0	0	0	0
16. Iowa	IA	N	0	0	0	0	0	0	0
17. Kansas	KS	N	0	0	0	0	0	0	0
18. Kentucky	KY	N	0	0	0	0	0	0	0
19. Louisiana	LA	N	0	0	0	0	0	0	0
20. Maine	ME	N	0	0	0	0	0	0	0
21. Maryland	MD	N	0	0	0	0	0	0	0
22. Massachusetts	MA	N	0	0	0	0	0	0	0
23. Michigan	MI	N	0	0	0	0	0	0	0
24. Minnesota	MN	N	0	0	0	0	0	0	0
25. Mississippi	MS	N	0	0	0	0	0	0	0
26. Missouri	MO	N	0	0	0	0	0	0	0
27. Montana	MT	N	0	0	0	0	0	0	0
28. Nebraska	NE	N	0	0	0	0	0	0	0
29. Nevada	NV	N	0	0	0	0	0	0	0
30. New Hampshire	NH	L	0	0	0	0	0	0	0
31. New Jersey	NJ	L	0	0	(8,247)	(3,070)	5,177	0	0
32. New Mexico	NM	N	0	0	0	0	0	0	0
33. New York	NY	N	0	0	0	0	0	0	0
34. North Carolina	NC	N	0	0	0	0	0	0	0
35. North Dakota	ND	N	0	0	0	0	0	0	0
36. Ohio	OH	N	0	0	0	0	0	0	0
37. Oklahoma	OK	N	0	0	0	0	0	0	0
38. Oregon	OR	N	0	0	0	0	0	0	0
39. Pennsylvania	PA	N	0	0	0	0	0	0	0
40. Rhode Island	RI	N	0	0	0	0	0	0	0
41. South Carolina	SC	N	0	0	0	0	0	0	0
42. South Dakota	SD	N	0	0	0	0	0	0	0
43. Tennessee	TN	N	0	0	0	0	0	0	0
44. Texas	TX	N	0	0	0	0	0	0	0
45. Utah	UT	N	0	0	0	0	0	0	0
46. Vermont	VT	N	0	0	0	0	0	0	0
47. Virginia	VA	N	0	0	0	0	0	0	0
48. Washington	WA	N	0	0	0	0	0	0	0
49. West Virginia	WV	N	0	0	0	0	0	0	0
50. Wisconsin	WI	N	0	0	0	0	0	0	0
51. Wyoming	WY	N	0	0	0	0	0	0	0
52. American Samoa	AS	N	0	0	0	0	0	0	0
53. Guam	GU	N	0	0	0	0	0	0	0
54. Puerto Rico	PR	N	0	0	0	0	0	0	0
55. U.S. Virgin Islands	VI	N	0	0	0	0	0	0	0
56. Northern Mariana Islands	MP	N	0	0	0	0	0	0	0
57. Canada	CAN	N	0	0	0	0	0	0	0
58. Aggregate other alien	OT	XXX	0	0	0	0	0	0	0
59. Totals	XXX	0	0	0	(8,247)	(3,070)	5,177	0	0
DETAILS OF WRITE-INS									
58001.	XXX								
58002.	XXX								
58003.	XXX								
58998. Summary of remaining write-ins for Line 58 from overflow page	XXX	0	0	0	0	0	0	0	0
58999. Totals (Lines 58001 through 58003 plus 58998)(Line 58 above)	XXX	0	0	0	0	0	0	0	0

(a) Active Status Counts:

1. L - Licensed or Chartered - Licensed insurance carrier or domiciled RRG.....

2. R - Registered - Non-domiciled RRGs.....

3. E - Eligible - Reporting entities eligible or approved to write surplus lines in the state (other than their state of domicile - see DSLI).....

4. Q - Qualified - Qualified or accredited reinsurer.....

5. D - Domestic Surplus Lines Insurer (DSLII) - Reporting entities authorized to write surplus lines in the state of domicile.....

6. N - None of the above - Not allowed to write business in the state.....

(b) Explanation of basis of allocation of premiums by states, etc.  
Premiums are allocated to state based on place of principal garage.

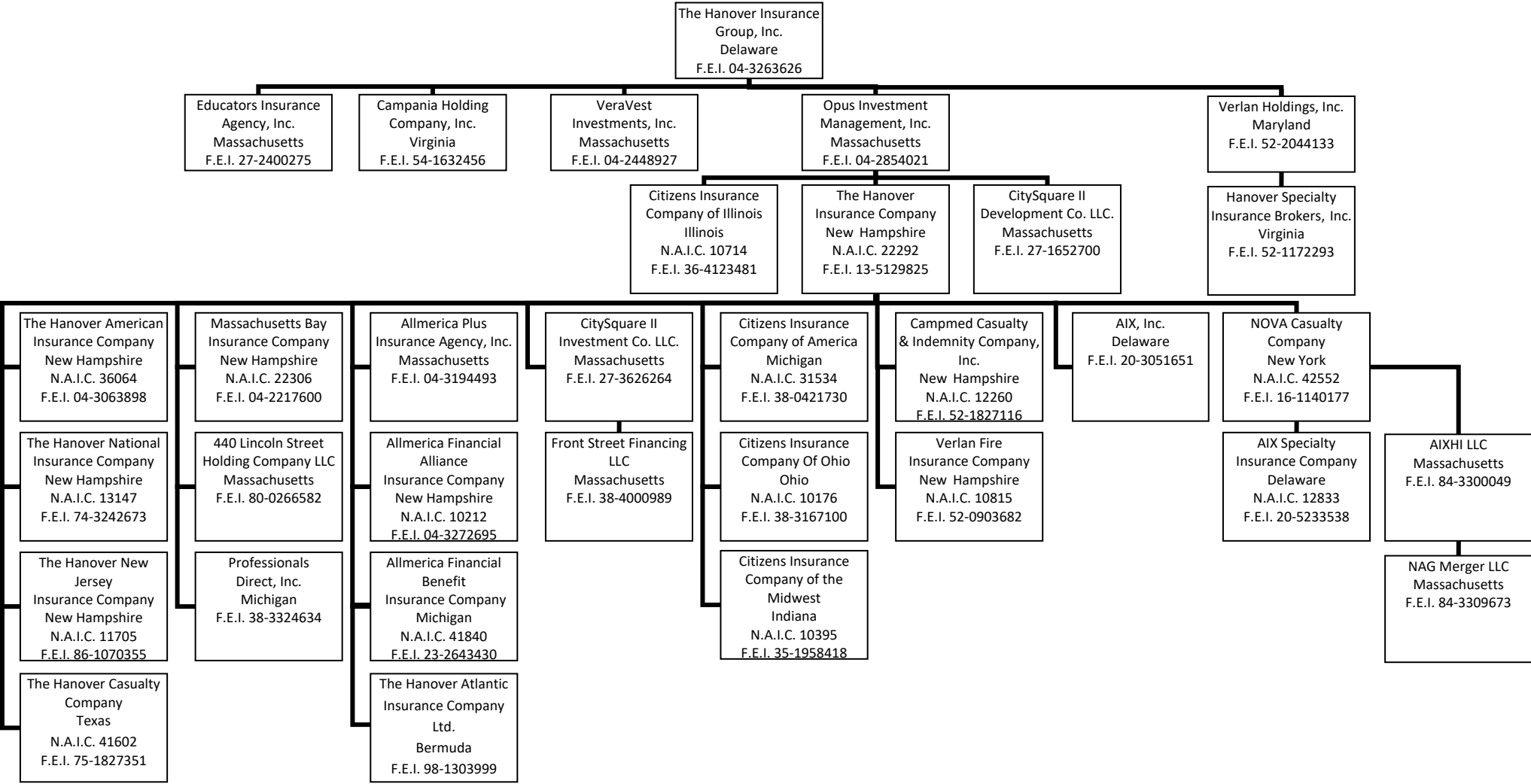
SCHEDULE T - PART 2  
INTERSTATE COMPACT - EXHIBIT OF PREMIUMS WRITTEN

Allocated by States and Territories

			Direct Business Only					
			1	2	3	4	5	6
States, Etc.			Life (Group and Individual)	Annuities (Group and Individual)	Disability Income (Group and Individual)	Long-Term Care (Group and Individual)	Deposit-Type Contracts	Totals
1.	Alabama .....	AL						
2.	Alaska .....	AK						
3.	Arizona .....	AZ						
4.	Arkansas .....	AR						
5.	California .....	CA						
6.	Colorado .....	CO						
7.	Connecticut .....	CT						
8.	Delaware .....	DE						
9.	District of Columbia .....	DC						
10.	Florida .....	FL						
11.	Georgia .....	GA						
12.	Hawaii .....	HI						
13.	Idaho .....	ID						
14.	Illinois .....	IL						
15.	Indiana .....	IN						
16.	Iowa .....	IA						
17.	Kansas .....	KS						
18.	Kentucky .....	KY						
19.	Louisiana .....	LA						
20.	Maine .....	ME						
21.	Maryland .....	MD						
22.	Massachusetts .....	MA						
23.	Michigan .....	MI						
24.	Minnesota .....	MN						
25.	Mississippi .....	MS						
26.	Missouri .....	MO						
27.	Montana .....	MT						
28.	Nebraska .....	NE						
29.	Nevada .....	NV						
30.	New Hampshire .....	NH						
31.	New Jersey .....	NJ						
32.	New Mexico .....	NM						
33.	New York .....	NY						
34.	North Carolina .....	NC						
35.	North Dakota .....	ND						
36.	Ohio .....	OH						
37.	Oklahoma .....	OK						
38.	Oregon .....	OR						
39.	Pennsylvania .....	PA						
40.	Rhode Island .....	RI						
41.	South Carolina .....	SC						
42.	South Dakota .....	SD						
43.	Tennessee .....	TN						
44.	Texas .....	TX						
45.	Utah .....	UT						
46.	Vermont .....	VT						
47.	Virginia .....	VA						
48.	Washington .....	WA						
49.	West Virginia .....	WV						
50.	Wisconsin .....	WI						
51.	Wyoming .....	WY						
52.	American Samoa .....	AS						
53.	Guam .....	GU						
54.	Puerto Rico .....	PR						
55.	U.S. Virgin Islands .....	VI						
56.	Northern Mariana Islands .....	MP						
57.	Canada .....	CAN						
58.	Aggregate Other Alien .....	OT						
59.	Total							

NONE

SCHEDULE Y – INFORMATION CONCERNING ACTIVITIES OF INSURER MEMBERS OF A HOLDING COMPANY GROUP  
PART 1 – ORGANIZATIONAL CHART



Note: All Companies are wholly-owned.

Allmerica Securities Trust  
Massachusetts

Affiliated Investment Management Company

ANNUAL STATEMENT FOR THE YEAR 2022 OF THE HANOVER NEW JERSEY INSURANCE COMPANY

SCHEDULE Y  
PART 1A - DETAIL OF INSURANCE HOLDING COMPANY SYSTEM

1	2	3	4	5	6	7	8	9	10	11	12	13	14	15	16
Group Code	Group Name	NAIC Company Code	ID Number	Federal RSSD	CIK	Name of Securities Exchange if Publicly Traded (U.S. or International)	Names of Parent, Subsidiaries Or Affiliates	Domi-ciliary Location	Relation-ship to Reporting Entity	Directly Controlled by (Name of Entity/Person)	Type of Control (Ownership, Board, Management, Attorney-in-Fact, Influence, Other)	If Control is Ownership Provide Percen-tage	Ultimate Controlling Entity(ies)/Person(s)	Is an SCA Filing Re-quired? (Yes/No)	*
.0088	The Hanover Insurance Group .....	12833	80-0266582 ..				440 Lincoln Street Holding Company LLC .....	..MA.....	..NIA.....	The Hanover Insurance Company .....	Ownership, Board, Management .....	100.000 ...	The Hanover Insurance Group, Inc. ....	....NO.....	.....
	The Hanover Insurance Group .....		84-3300049 ..				AIXHI LLC .....	..MA.....	..NIA.....	Nova Casualty Company .....	Ownership, Board, Management .....	100.000 ...	The Hanover Insurance Group, Inc. ....	....NO.....	.....
	The Hanover Insurance Group .....		20-5233538 ..				AIX Specialty Insurance Company .....	..DE.....	..IA.....	Nova Casualty Company .....	Ownership, Board, Management .....	100.000 ...	The Hanover Insurance Group, Inc. ....	....NO.....	.....
	The Hanover Insurance Group .....		20-3051651 ..				AIX, Inc. ....	..DE.....	..NIA.....	The Hanover Insurance Company .....	Ownership, Board, Management .....	100.000 ...	The Hanover Insurance Group, Inc. ....	....NO.....	.....
.0088	The Hanover Insurance Group .....	10212	04-3272695 ..				Allmerica Financial Alliance Insurance Co. .	..NH.....	..IA.....	The Hanover Insurance Company .....	Ownership, Board, Management .....	100.000 ...	The Hanover Insurance Group, Inc. ....	....NO.....	.....
.0088	The Hanover Insurance Group .....	41840	23-2643430 ..				Allmerica Financial Benefit Insurance Co. ...	..MI.....	..IA.....	The Hanover Insurance Company .....	Ownership, Board, Management .....	100.000 ...	The Hanover Insurance Group, Inc. ....	....NO.....	.....
	The Hanover Insurance Group .....		04-3194493 ..				Allmerica Plus Insurance Agency, Inc. ....	..MA.....	..NIA.....	The Hanover Insurance Company .....	Ownership, Board, Management .....	100.000 ...	The Hanover Insurance Group, Inc. ....	....NO.....	.....
	The Hanover Insurance Group .....						Allmerica Securities Trust .....	..MA.....	..NIA.....	The Hanover Insurance Group, Inc. ....	Management.....	100.000 ...	The Hanover Insurance Group, Inc. ....	....NO.....	.....
.0088	The Hanover Insurance Group .....	12260	54-1632456 ..				Campania Holding Company, Inc. ....	..VA.....	..NIA.....	The Hanover Insurance Group, Inc. ....	Ownership, Board, Management .....	100.000 ...	The Hanover Insurance Group, Inc. ....	....NO.....	.....
	The Hanover Insurance Group .....		52-1827116 ..				Campmed Casualty & Indemnity Co. Inc. ....	..NH.....	..IA.....	The Hanover Insurance Company .....	Ownership, Board, Management .....	100.000 ...	The Hanover Insurance Group, Inc. ....	....NO.....	.....
.0088	The Hanover Insurance Group .....	31534	38-0421730 ..				Citizens Insurance Company of America .....	..MI.....	..IA.....	The Hanover Insurance Company .....	Ownership, Board, Management .....	100.000 ...	The Hanover Insurance Group, Inc. ....	....NO.....	.....
.0088	The Hanover Insurance Group .....	10714	36-4123481 ..				Citizens Insurance Company of Illinois .....	..IL.....	..IA.....	Opus Investment Management, Inc. ....	Ownership, Board, Management .....	100.000 ...	The Hanover Insurance Group, Inc. ....	....NO.....	.....
.0088	The Hanover Insurance Group .....	10176	38-3167100 ..				Citizens Insurance Company of Ohio .....	..OH.....	..IA.....	The Hanover Insurance Company .....	Ownership, Board, Management .....	100.000 ...	The Hanover Insurance Group, Inc. ....	....NO.....	.....
.0088	The Hanover Insurance Group .....	10395	35-1958418 ..				Citizens Insurance Company of the Midwest ...	..IN.....	..IA.....	The Hanover Insurance Company .....	Ownership, Board, Management .....	100.000 ...	The Hanover Insurance Group, Inc. ....	....NO.....	.....
	The Hanover Insurance Group .....		27-1652700 ..				CitySquare II Development Co., L.L.C .....	..MA.....	..NIA.....	Opus Investment Management, Inc. ....	Ownership, Board, Management .....	100.000 ...	The Hanover Insurance Group, Inc. ....	....NO.....	.....
	The Hanover Insurance Group .....		27-3626264 ..				CitySquare II Investment Co., L.L.C .....	..MA.....	..NIA.....	The Hanover Insurance Company .....	Ownership, Board, Management .....	100.000 ...	The Hanover Insurance Group, Inc. ....	....NO.....	.....
	The Hanover Insurance Group .....		27-2400275 ..				Educators Insurance Agency, Inc. ....	..MA.....	..NIA.....	The Hanover Insurance Group, Inc. ....	Ownership, Board, Management .....	100.000 ...	The Hanover Insurance Group, Inc. ....	....NO.....	.....
	The Hanover Insurance Group .....		38-4000989 ..				Front Street Financing LLC .....	..MA.....	..NIA.....	CitySquare II Investment Co. LLC .....	Ownership, Board, Management .....	100.000 ...	The Hanover Insurance Group, Inc. ....	....NO.....	.....
	The Hanover Insurance Group .....		52-1172293 ..				Hanover Specialty Insurance Brokers, Inc. ...	..VA.....	..NIA.....	Verlan Holdings, Inc. ....	Ownership, Board, Management .....	100.000 ...	The Hanover Insurance Group, Inc. ....	....NO.....	.....
.0088	The Hanover Insurance Group .....	22306	04-2217600 ..				Massachusetts Bay Insurance Company .....	..NH.....	..IA.....	The Hanover Insurance Company .....	Ownership, Board, Management .....	100.000 ...	The Hanover Insurance Group, Inc. ....	....NO.....	.....
	The Hanover Insurance Group .....		84-3309673 ..				NAG Merger LLC .....	..MA.....	..NIA.....	AIXHI LLC .....	Ownership, Board, Management .....	100.000 ...	The Hanover Insurance Group, Inc. ....	....NO.....	.....
.0088	The Hanover Insurance Group .....	42552	16-1140177 ..				NOVA Casualty Company .....	..NY.....	..IA.....	The Hanover Insurance Company .....	Ownership, Board, Management .....	100.000 ...	The Hanover Insurance Group, Inc. ....	....NO.....	.....
	The Hanover Insurance Group .....		04-2854021 ..				Opus Investment Management, Inc. ....	..MA.....	..UIP.....	The Hanover Insurance Group, Inc. ....	Ownership, Board, Management .....	100.000 ...	The Hanover Insurance Group, Inc. ....	....NO.....	.....
	The Hanover Insurance Group .....		38-3324634 ..				Professionals Direct, Inc. ....	..MI.....	..NIA.....	The Hanover Insurance Company .....	Ownership, Board, Management .....	100.000 ...	The Hanover Insurance Group, Inc. ....	....NO.....	.....
.0088	The Hanover Insurance Group .....	36064	04-3063898 ..				The Hanover American Insurance Company .....	..NH.....	..IA.....	The Hanover Insurance Company .....	Ownership, Board, Management .....	100.000 ...	The Hanover Insurance Group, Inc. ....	....NO.....	.....
	The Hanover Insurance Group .....		98-1303999 ..				The Hanover Atlantic Insurance Company Ltd.	..BMJ.....	..IA.....	The Hanover Insurance Company .....	Ownership, Board, Management .....	100.000 ...	The Hanover Insurance Group, Inc. ....	....YES.....	.....
.0088	The Hanover Insurance Group .....	41602	75-1827351 ..				The Hanover Casualty Company .....	..TX.....	..IA.....	The Hanover Insurance Company .....	Ownership, Board, Management .....	100.000 ...	The Hanover Insurance Group, Inc. ....	....NO.....	.....
.0088	The Hanover Insurance Group .....	22292	13-5129825 ..				The Hanover Insurance Company .....	..NH.....	..UDP.....	Opus Investment Management, Inc. ....	Ownership, Board, Management .....	100.000 ...	The Hanover Insurance Group, Inc. ....	....NO.....	.....
.0088	The Hanover Insurance Group .....		04-3263626 ..				New York Stock Exchange .	..DE.....	..UIP.....			0.000		....NO.....	.....
.0088	The Hanover Insurance Group .....	13147	74-3242673 ..				The Hanover National Insurance Company .....	..NH.....	..IA.....	The Hanover Insurance Company .....	Ownership, Board, Management .....	100.000 ...	The Hanover Insurance Group, Inc. ....	....NO.....	.....
.0088	The Hanover Insurance Group .....	11705	86-1070355 ..				The Hanover New Jersey Insurance Company ...	..NH.....	..RE.....	The Hanover Insurance Company .....	Ownership, Board, Management .....	100.000 ...	The Hanover Insurance Group, Inc. ....	....NO.....	.....
	The Hanover Insurance Group .....		04-2448927 ..				VeraVest Investments, Inc. ....	..MA.....	..NIA.....	The Hanover Insurance Group, Inc. ....	Ownership, Board, Management .....	100.000 ...	The Hanover Insurance Group, Inc. ....	....NO.....	.....
.0088	The Hanover Insurance Group .....	10815	52-0903682 ..				Verlan Fire Insurance Company .....	..NH.....	..IA.....	The Hanover Insurance Company .....	Ownership, Board, Management .....	100.000 ...	The Hanover Insurance Group, Inc. ....	....NO.....	.....
	The Hanover Insurance Group .....		52-2044133 ..				Verlan Holdings, Inc. ....	..MD.....	..NIA.....	The Hanover Insurance Group, Inc. ....	Ownership, Board, Management .....	100.000 ...	The Hanover Insurance Group, Inc. ....	....NO.....	.....

Asterisk	Expenses

NONE

ANNUAL STATEMENT FOR THE YEAR 2022 OF THE HANOVER NEW JERSEY INSURANCE COMPANY

SCHEDULE Y

PART 2 - SUMMARY OF INSURER’S TRANSACTIONS WITH ANY AFFILIATES

1	2	3	4	5	6	7	8	9	10	11	12	13
NAIC Company Code	ID Number	Names of Insurers and Parent, Subsidiaries or Affiliates	Shareholder Dividends	Capital Contributions	Purchases, Sales or Exchanges of Loans, Securities, Real Estate, Mortgage Loans or Other Investments	Income/ (Disbursements) Incurred in Connection with Guarantees or Undertakings for the Benefit of any Affiliate(s)	Management Agreements and Service Contracts	Income/ (Disbursements) Incurred Under Reinsurance Agreements	*	Any Other Material Activity Not in the Ordinary Course of the Insurer's Business	Totals	Reinsurance Recoverable/ (Payable) on Losses and/or Reserve Credit Taken/(Liability)
.....12833 .....	20-5233538 .....	AIX Specialty Insurance Co. ....	.....0 .....	.....0 .....	.....0 .....	.....0 .....	.....0 .....	.....0 .....	.....0 .....	.....0 .....	.....0 .....	.....407,123,853 .....
.....10212 .....	04-3272695 .....	Allmerica Financial Alliance Ins Co. ....	.....0 .....	.....3,000,000 .....	.....0 .....	.....0 .....	.....0 .....	.....0 .....	.....0 .....	.....0 .....	.....3,000,000 .....	.....242,414,804 .....
.....41840 .....	23-2643430 .....	Allmerica Financial Benefit Ins Co. ....	.....0 .....	.....5,000,000 .....	.....0 .....	.....0 .....	.....0 .....	.....(68,614,766) .....	.....0 .....	.....0 .....	.....(63,614,766) .....	.....925,575,872 .....
.....12260 .....	52-1827116 .....	Campmed Casualty & Indemnity Company, Inc. ....	.....(400,000) .....	.....0 .....	.....0 .....	.....0 .....	.....0 .....	.....0 .....	.....0 .....	.....0 .....	.....(400,000) .....	.....7,639,609 .....
.....31534 .....	38-0421730 .....	Citizens Insurance Co. of America ....	.....(72,000,000) .....	.....0 .....	.....(70,658,418) .....	.....0 .....	.....151,739,430 .....	.....13,923,502 .....	.....0 .....	.....0 .....	.....23,004,514 .....	.....(204,344,804) .....
.....10714 .....	36-4123481 .....	Citizens Insurance Co. of Illinois ....	.....0 .....	.....1,000,000 .....	.....0 .....	.....0 .....	.....0 .....	.....0 .....	.....0 .....	.....0 .....	.....1,000,000 .....	.....57,775,676 .....
.....10176 .....	38-3167100 .....	Citizens Insurance Co. of Ohio ....	.....(1,000,000) .....	.....0 .....	.....0 .....	.....0 .....	.....0 .....	.....0 .....	.....0 .....	.....0 .....	.....(1,000,000) .....	.....10,999,001 .....
.....10395 .....	35-1958418 .....	Citizens Insurance Co. of the Midwest ....	.....0 .....	.....10,000,000 .....	.....0 .....	.....0 .....	.....0 .....	.....(134,096,336) .....	.....0 .....	.....0 .....	.....(124,096,336) .....	.....1,220,614,443 .....
.....36064 .....	04-3063898 .....	The Hanover American Insurance Co. ....	.....0 .....	.....3,000,000 .....	.....0 .....	.....0 .....	.....0 .....	.....(53,233,047) .....	.....0 .....	.....0 .....	.....(50,233,047) .....	.....537,691,456 .....
.....98-1300399 .....	The Hanover Atlantic Insurance Company ....	.....0 .....	.....5,000,000 .....	.....0 .....	.....0 .....	.....0 .....	.....0 .....	.....0 .....	.....0 .....	.....0 .....	.....5,000,000 .....	.....73,726,957 .....
.....22292 .....	13-5129825 .....	The Hanover Insurance Company ....	.....(20,210,909) .....	.....(19,277,330) .....	.....(27,670,662) .....	.....0 .....	.....(94,216,727) .....	.....426,351,047 .....	.....(125,000,000) .....	.....0 .....	.....139,975,419 .....	.....(5,160,877,588) .....
.....11705 .....	86-1070355 .....	Hanover New Jersey Insurance Company ....	.....(4,739,091) .....	.....(18,722,670) .....	.....0 .....	.....0 .....	.....0 .....	.....0 .....	.....0 .....	.....0 .....	.....(23,461,761) .....	.....5,848 .....
.....41602 .....	75-1827351 .....	The Hanover Casualty Company ....	.....(800,000) .....	.....0 .....	.....0 .....	.....0 .....	.....0 .....	.....0 .....	.....0 .....	.....0 .....	.....(800,000) .....	.....97,248,565 .....
.....22306 .....	04-2217600 .....	Massachusetts Bay Insurance Company ....	.....0 .....	.....12,000,000 .....	.....0 .....	.....0 .....	.....0 .....	.....(125,000,588) .....	.....0 .....	.....0 .....	.....(113,000,588) .....	.....1,055,905,855 .....
.....42552 .....	16-1140177 .....	NOVA Casualty Co. ....	.....0 .....	.....0 .....	.....0 .....	.....0 .....	.....0 .....	.....0 .....	.....0 .....	.....0 .....	.....0 .....	.....623,646,736 .....
.....04-3263626 .....	The Hanover Insurance Group, Inc. ....	.....110,411,303 .....	.....0 .....	.....0 .....	.....98,329,080 .....	.....0 .....	.....(57,522,703) .....	.....0 .....	.....0 .....	.....125,000,000 .....	.....276,217,680 .....	.....0 .....
.....13147 .....	74-3242673 .....	The Hanover National Insurance Company ....	.....(300,000) .....	.....0 .....	.....0 .....	.....0 .....	.....0 .....	.....0 .....	.....0 .....	.....0 .....	.....(300,000) .....	.....0 .....
.....10815 .....	52-0903682 .....	Verlan Fire Insurance Co. ....	.....(550,000) .....	.....0 .....	.....0 .....	.....0 .....	.....0 .....	.....(59,329,812) .....	.....0 .....	.....0 .....	.....(59,879,812) .....	.....104,853,717 .....
.....04-2854021 .....	Opus Investment Management, Inc. ....	.....0 .....	.....(1,000,000) .....	.....0 .....	.....0 .....	.....0 .....	.....0 .....	.....0 .....	.....0 .....	.....0 .....	.....(1,000,000) .....	.....0 .....
.....27-3626264 .....	CitySquare II Investment Co., LLC .....	.....(10,411,303) .....	.....0 .....	.....0 .....	.....0 .....	.....0 .....	.....0 .....	.....0 .....	.....0 .....	.....0 .....	.....(10,411,303) .....	.....0 .....
9999999 Control Totals			0	0	0	0	0	0	XXX	0	0	0



ANNUAL STATEMENT FOR THE YEAR 2022 OF THE HANOVER NEW JERSEY INSURANCE COMPANY

SCHEDULE Y

PART 3 - ULTIMATE CONTROLLING PARTY AND LISTING OF OTHER U.S. INSURANCE GROUPS OR ENTITIES UNDER THAT ULTIMATE CONTROLLING PARTY'S CONTROL

1	2	3	4	5	6	7	8
Insurers in Holding Company	Owners with Greater Than 10% Ownership	Ownership Percentage Column 2 of Column 1	Granted Disclaimer of Control\ Affiliation of Column 2 Over Column 1 (Yes/No)	Ultimate Controlling Party	U.S. Insurance Groups or Entities Controlled by Column 5	Ownership Percentage (Column 5 of Column 6)	Granted Disclaimer of Control\ Affiliation of Column 5 Over Column 6 (Yes/No)
AIX Specialty Insurance Insurance Company .....	NOVA Casualty Company .....	100.000	.....NO.....	The Hanover Insurance Group, Inc. ....	The Hanover Insurance Group .....	100.000	.....NO.....
Allmerica Financial Allicance Insurance Co. ....	The Hanover Insurance Company .....	100.000	.....NO.....	The Hanover Insurance Group, Inc. ....	The Hanover Insurance Group .....	100.000	.....NO.....
Allmerican Financial Benefit Insurance Co. ....	The Hanover Insurance Company .....	100.000	.....NO.....	The Hanover Insurance Group, Inc. ....	The Hanover Insurance Group .....	100.000	.....NO.....
Campmed Causalty & Indemnity Co. Inc. ....	The Hanover Insurance Company .....	100.000	.....NO.....	The Hanover Insurance Group, Inc. ....	The Hanover Insurance Group .....	100.000	.....NO.....
Citizens Insurance Company of America .....	The Hanover Insurance Company .....	100.000	.....NO.....	The Hanover Insurance Group, Inc. ....	The Hanover Insurance Group .....	100.000	.....NO.....
Citizens Insurance Company of Illinois .....	Opus Investment Management, Inc. ....	100.000	.....NO.....	The Hanover Insurance Group, Inc. ....	The Hanover Insurance Group .....	100.000	.....NO.....
Citizens Insurance Company of Ohio .....	The Hanover Insurance Company .....	100.000	.....NO.....	The Hanover Insurance Group, Inc. ....	The Hanover Insurance Group .....	100.000	.....NO.....
Citizens Insurance Company of the Midwest .....	The Hanover Insurance Company .....	100.000	.....NO.....	The Hanover Insurance Group, Inc. ....	The Hanover Insurance Group .....	100.000	.....NO.....
Massachusetts Bay Insurance Company .....	The Hanover Insurance Company .....	100.000	.....NO.....	The Hanover Insurance Group, Inc. ....	The Hanover Insurance Group .....	100.000	.....NO.....
NOVA Casualty Company .....	The Hanover Insurance Company .....	100.000	.....NO.....	The Hanover Insurance Group, Inc. ....	The Hanover Insurance Group .....	100.000	.....NO.....
The Hanover American Insurance Company .....	The Hanover Insurance Company .....	100.000	.....NO.....	The Hanover Insurance Group, Inc. ....	The Hanover Insurance Group .....	100.000	.....NO.....
The Hanover Atlantic Insurance Company .....	The Hanover Insurance Company .....	100.000	.....NO.....	The Hanover Insurance Group, Inc. ....	The Hanover Insurance Group .....	100.000	.....NO.....
The Hanover Casualty Company .....	The Hanover Insurance Company .....	100.000	.....NO.....	The Hanover Insurance Group, Inc. ....	The Hanover Insurance Group .....	100.000	.....NO.....
The Hanover Insurance Company .....	Opus Investment Management, Inc. ....	100.000	.....NO.....	The Hanover Insurance Group, Inc. ....	The Hanover Insurance Group .....	100.000	.....NO.....
The Hanover National Insurance Company .....	The Hanover Insurance Company .....	100.000	.....NO.....	The Hanover Insurance Group, Inc. ....	The Hanover Insurance Group .....	100.000	.....NO.....
The Hanover New Jersey Insurance Company .....	The Hanover Insurance Company .....	100.000	.....NO.....	The Hanover Insurance Group, Inc. ....	The Hanover Insurance Group .....	100.000	.....NO.....
Verlan Fire Insurance Company .....	The Hanover Insurance Company .....	100.000	.....NO.....	The Hanover Insurance Group, Inc. ....	The Hanover Insurance Group .....	100.000	.....NO.....
.....	.....	.....	.....	.....	.....	.....	.....
.....	.....	.....	.....	.....	.....	.....	.....
.....	.....	.....	.....	.....	.....	.....	.....
.....	.....	.....	.....	.....	.....	.....	.....

ANNUAL STATEMENT FOR THE YEAR 2022 OF THE HANOVER NEW JERSEY INSURANCE COMPANY

SUPPLEMENTAL EXHIBITS AND SCHEDULES INTERROGATORIES

REQUIRED FILINGS

The following supplemental reports are required to be filed as part of your statement filing unless specifically waived by the domiciliary state. However, in the event that your domiciliary state waives the filing requirement, your response of **WAIVED** to the specific interrogatory will be accepted in lieu of filing a “NONE” report and a bar code will be printed below. If the supplement is required of your company but is not being filed for whatever reason enter **SEE EXPLANATION** and provide an explanation following the interrogatory questions.

		Responses
MARCH FILING		
1.	Will an actuarial opinion be filed by March 1? .....	YES
2.	Will the Supplemental Compensation Exhibit be filed with the state of domicile by March 1? .....	YES
3.	Will the confidential Risk-based Capital Report be filed with the NAIC by March 1?.....	YES
4.	Will the confidential Risk-based Capital Report be filed with the state of domicile, if required by March 1?.....	YES
APRIL FILING		
5.	Will the Insurance Expense Exhibit be filed with the state of domicile and the NAIC by April 1? .....	YES
6.	Will Management’s Discussion and Analysis be filed by April 1? .....	YES
7.	Will the Supplemental Investment Risk Interrogatories be filed by April 1? .....	YES
MAY FILING		
8.	Will this company be included in a combined annual statement which is filed with the NAIC by May 1? .....	YES
JUNE FILING		
9.	Will an audited financial report be filed by June 1? .....	YES
10.	Will Accountant's Letter of Qualifications be filed with the state of domicile and electronically with the NAIC by June 1? .....	YES

SUPPLEMENTAL FILINGS



The following supplemental reports are required to be filed as part of your annual statement filing **if your company is engaged in the type of business covered by the supplement. However, in the event that your company does not transact the type of business for which the special report must be filed, your response of NO to the specific interrogatory will be accepted in lieu of filing a “NONE” report and a bar code will be printed below.** If the supplement is required of your company but is not being filed for whatever reason enter **SEE EXPLANATION** and provide an explanation following the interrogatory questions.

MARCH FILING		
11.	Will Schedule SIS (Stockholder Information Supplement) be filed with the state of domicile by March 1? .....	NO
12.	Will the Financial Guaranty Insurance Exhibit be filed by March 1?.....	NO
13.	Will the Medicare Supplement Insurance Experience Exhibit be filed with the state of domicile and the NAIC by March 1?.....	NO
14.	Will Supplement A to Schedule T (Medical Professional Liability Supplement) be filed by March 1? .....	NO
15.	Will the Trusteed Surplus Statement be filed with the state of domicile and the NAIC by March 1? .....	NO
16.	Will the Premiums Attributed to Protected Cells Exhibit be filed by March 1? .....	NO
17.	Will the Reinsurance Summary Supplemental Filing for General Interrogatory 9 be filed with the state of domicile and the NAIC by March 1? ...	NO
18.	Will the Medicare Part D Coverage Supplement be filed with the state of domicile and the NAIC by March 1?.....	NO
19.	Will the confidential Actuarial Opinion Summary be filed with the state of domicile, if required, by March 15 (or the date otherwise specified)?..	YES
20.	Will the Reinsurance Attestation Supplement be filed with the state of domicile and the NAIC by March 1? .....	NO
21.	Will the Exceptions to the Reinsurance Attestation Supplement be filed with the state of domicile by March 1? .....	NO
22.	Will the Bail Bond Supplement be filed with the state of domicile and the NAIC by March 1? .....	NO
23.	Will the Director and Officer Insurance Coverage Supplement be filed with the state of domicile and the NAIC by March 1? .....	NO
24.	Will an approval from the reporting entity’s state of domicile for relief related to the five-year rotation requirement for lead audit partner be filed electronically with the NAIC by March 1? .....	NO
25.	Will an approval from the reporting entity’s state of domicile for relief related to the one-year cooling off period for independent CPA be filed electronically with the NAIC by March 1? .....	NO
26.	Will an approval from the reporting entity’s state of domicile for relief related to the Requirements for Audit Committees be filed electronically with the NAIC by March 1?.....	NO
27.	Will the Supplemental Schedule for Reinsurance Counterparty Reporting Exception - Asbestos and Pollution Contracts be filed with the state of domicile and the NAIC by March 1?.....	NO
APRIL FILING		
28.	Will the Credit Insurance Experience Exhibit be filed with the state of domicile and the NAIC by April 1? .....	NO
29.	Will the Long-term Care Experience Reporting Forms be filed with the state of domicile and the NAIC by April 1? .....	NO
30.	Will the Accident and Health Policy Experience Exhibit be filed by April 1? .....	NO
31.	Will the Supplemental Health Care Exhibit (Parts 1, 2 and 3) be filed with the state of domicile and the NAIC by April 1? .....	NO
32.	Will the regulator only (non-public) Supplemental Health Care Exhibit’s Expense Allocation Report be filed with the state of domicile and the NAIC by April 1? .....	NO
33.	Will the Cybersecurity and Identity Theft Insurance Coverage Supplement be filed with the state of domicile and the NAIC by April 1? .....	NO
34.	Will the Life, Health & Annuity Guaranty Association Assessable Premium Exhibit - Parts 1 and 2 be filed with the state of domicile and the NAIC by April 1? .....	NO
35.	Will the Private Flood Insurance Supplement be filed with the state of domicile and the NAIC by April 1? .....	NO
36.	Will the Mortgage Guaranty Insurance Exhibit be filed with the state of domicile and the NAIC by April 1? .....	NO
AUGUST FILING		
37.	Will Management’s Report of Internal Control Over Financial Reporting be filed with the state of domicile by August 1? .....	YES

Explanations:




















11.		
12.		
13.		
14.		
15.		
16.		
17.		
18.		
20.		
21.		
22.		
23.		
24.		
25.		
26.		
27.		
28.		
29.		
30.		
31.		
32.		
33.		
34.		
35.		
36.		

Bar Codes:

11.	SIS Stockholder Information Supplement [Document Identifier 420]	
12.	Financial Guaranty Insurance Exhibit [Document Identifier 240]	
13.	Medicare Supplement Insurance Experience Exhibit [Document Identifier 360]	
14.	Supplement A to Schedule T [Document Identifier 455]	
15.	Trusteed Surplus Statement [Document Identifier 490]	
16.	Premiums Attributed to Protected Cells Exhibit [Document Identifier 385]	

ANNUAL STATEMENT FOR THE YEAR 2022 OF THE HANOVER NEW JERSEY INSURANCE COMPANY

SUPPLEMENTAL EXHIBITS AND SCHEDULES INTERROGATORIES

17.	Reinsurance Summary Supplemental Filing [Document Identifier 401]	 1 1 7 0 5 2 0 2 2 4 0 1 0 0 0 0 0
18.	Medicare Part D Coverage Supplement [Document Identifier 365]	 1 1 7 0 5 2 0 2 2 3 6 5 0 0 0 0 0
20.	Reinsurance Attestation Supplement [Document Identifier 399]	 1 1 7 0 5 2 0 2 2 3 9 9 0 0 0 0 0
21.	Exceptions to the Reinsurance Attestation Supplement [Document Identifier 400]	 1 1 7 0 5 2 0 2 2 4 0 0 0 0 0 0 0
22.	Bail Bond Supplement [Document Identifier 500]	 1 1 7 0 5 2 0 2 2 5 0 0 0 0 0 0 0
23.	Director and Officer Insurance Coverage Supplement [Document Identifier 505]	 1 1 7 0 5 2 0 2 2 5 0 5 0 0 0 0 0
24.	Relief from the five-year rotation requirement for lead audit partner [Document Identifier 224]	 1 1 7 0 5 2 0 2 2 2 2 2 4 0 0 0 0
25.	Relief from the one-year cooling off period for independent CPA [Document Identifier 225]	 1 1 7 0 5 2 0 2 2 2 2 2 5 0 0 0 0
26.	Relief from the Requirements for Audit Committees [Document Identifier 226]	 1 1 7 0 5 2 0 2 2 2 2 2 6 0 0 0 0
27.	Reinsurance Counterparty Reporting Exception – Asbestos and Pollution Contracts [Document Identifier 555]	 1 1 7 0 5 2 0 2 2 5 5 5 0 0 0 0 0
28.	Credit Insurance Experience Exhibit [Document Identifier 230]	 1 1 7 0 5 2 0 2 2 2 3 0 0 0 0 0 0
29.	Long-Term Care Experience Reporting Forms [Document Identifier 306]	 1 1 7 0 5 2 0 2 2 3 0 6 0 0 0 0 0
30.	Accident and Health Policy Experience Exhibit [Document Identifier 210]	 1 1 7 0 5 2 0 2 2 2 1 0 0 0 0 0 0
31.	Supplemental Health Care Exhibit (Parts 1, 2 and 3) [Document Identifier 216]	 1 1 7 0 5 2 0 2 2 2 1 6 0 0 0 0 0
32.	Supplemental Health Care Exhibit's Expense Allocation Report [Document Identifier 217]	 1 1 7 0 5 2 0 2 2 2 1 7 0 0 0 0 0
33.	Cybersecurity and Identity Theft Insurance Coverage Supplement [Document Identifier 550]	 1 1 7 0 5 2 0 2 2 5 5 0 0 0 0 0 0
34.	Life, Health & Annuity Guaranty Association Assessable Premium Exhibit - Parts 1 and 2 [Document Identifier 290]	 1 1 7 0 5 2 0 2 2 2 9 0 0 0 0 0 0
35.	Private Flood Insurance Supplement [Document Identifier 560]	 1 1 7 0 5 2 0 2 2 5 6 0 0 0 0 0 0
36.	Will the Mortgage Guaranty Insurance Exhibit [Document Identifier 565]	 1 1 7 0 5 2 0 2 2 5 6 5 0 0 0 0 0

**NONE**

SUMMARY INVESTMENT SCHEDULE

Investment Categories	Gross Investment Holdings		Admitted Assets as Reported in the Annual Statement			
	1	2	3	4	5	6
	Amount	Percentage of Column 1 Line 13	Amount	Securities Lending Reinvested Collateral Amount	Total (Col. 3 + 4) Amount	Percentage of Column 5 Line 13
1. Long-Term Bonds (Schedule D, Part 1):						
1.01 U.S. governments .....	0	0.000	0	0	0	0.000
1.02 All other governments .....	0	0.000	0	0	0	0.000
1.03 U.S. states, territories and possessions, etc. guaranteed .....	0	0.000	0	0	0	0.000
1.04 U.S. political subdivisions of states, territories, and possessions, guaranteed .....	0	0.000	0	0	0	0.000
1.05 U.S. special revenue and special assessment obligations, etc. non-guaranteed .....	0	0.000	0	0	0	0.000
1.06 Industrial and miscellaneous .....	0	0.000	0	0	0	0.000
1.07 Hybrid securities .....	0	0.000	0	0	0	0.000
1.08 Parent, subsidiaries and affiliates .....	0	0.000	0	0	0	0.000
1.09 SVO identified funds .....	0	0.000	0	0	0	0.000
1.10 Unaffiliated bank loans .....	0	0.000	0	0	0	0.000
1.11 Unaffiliated certificates of deposit .....	0	0.000	0	0	0	0.000
1.12 Total long-term bonds .....	0	0.000	0	0	0	0.000
2. Preferred stocks (Schedule D, Part 2, Section 1):						
2.01 Industrial and miscellaneous (Unaffiliated) .....	0	0.000	0	0	0	0.000
2.02 Parent, subsidiaries and affiliates .....	0	0.000	0	0	0	0.000
2.03 Total preferred stocks .....	0	0.000	0	0	0	0.000
3. Common stocks (Schedule D, Part 2, Section 2):						
3.01 Industrial and miscellaneous Publicly traded (Unaffiliated) .....	0	0.000	0	0	0	0.000
3.02 Industrial and miscellaneous Other (Unaffiliated) .....	0	0.000	0	0	0	0.000
3.03 Parent, subsidiaries and affiliates Publicly traded .....	0	0.000	0	0	0	0.000
3.04 Parent, subsidiaries and affiliates Other .....	0	0.000	0	0	0	0.000
3.05 Mutual funds .....	0	0.000	0	0	0	0.000
3.06 Unit investment trusts .....	0	0.000	0	0	0	0.000
3.07 Closed-end funds .....	0	0.000	0	0	0	0.000
3.08 Exchange traded funds .....	0	0.000	0	0	0	0.000
3.09 Total common stocks .....	0	0.000	0	0	0	0.000
4. Mortgage loans (Schedule B):						
4.01 Farm mortgages .....	0	0.000	0	0	0	0.000
4.02 Residential mortgages .....	0	0.000	0	0	0	0.000
4.03 Commercial mortgages .....	0	0.000	0	0	0	0.000
4.04 Mezzanine real estate loans .....	0	0.000	0	0	0	0.000
4.05 Total valuation allowance .....	0	0.000	0	0	0	0.000
4.06 Total mortgage loans .....	0	0.000	0	0	0	0.000
5. Real estate (Schedule A):						
5.01 Properties occupied by company .....	0	0.000	0	0	0	0.000
5.02 Properties held for production of income .....	0	0.000	0	0	0	0.000
5.03 Properties held for sale .....	0	0.000	0	0	0	0.000
5.04 Total real estate .....	0	0.000	0	0	0	0.000
6. Cash, cash equivalents and short-term investments:						
6.01 Cash (Schedule E, Part 1) .....	5,222,762	98.121	5,222,762	0	5,222,762	98.121
6.02 Cash equivalents (Schedule E, Part 2) .....	0	0.000	0	0	0	0.000
6.03 Short-term investments (Schedule DA) .....	0	0.000	0	0	0	0.000
6.04 Total cash, cash equivalents and short-term investments .....	5,222,762	98.121	5,222,762	0	5,222,762	98.121
7. Contract loans .....	0	0.000	0	0	0	0.000
8. Derivatives (Schedule DB) .....	0	0.000	0	0	0	0.000
9. Other invested assets (Schedule BA) .....	0	0.000	0	0	0	0.000
10. Receivables for securities .....	100,000	1.879	100,000	0	100,000	1.879
11. Securities Lending (Schedule DL, Part 1).....	0	0.000	0	XXX	XXX	XXX
12. Other invested assets (Page 2, Line 11) .....	0	0.000	0	0	0	0.000
13. Total invested assets	5,322,762	100.000	5,322,762	0	5,322,762	100.000

Schedule A - Verification - Real Estate

**N O N E**

Schedule B - Verification - Mortgage Loans

**N O N E**

ANNUAL STATEMENT FOR THE YEAR 2022 OF THE HANOVER NEW JERSEY INSURANCE COMPANY

SCHEDULE BA - VERIFICATION BETWEEN YEARS

Other Long-Term Invested Assets

1.	Book/adjusted carrying value, December 31 of prior year .....	
2.	Cost of acquired:	
	2.1 Actual cost at time of acquisition (Part 2, Column 8) .....	
	2.2 Additional investment made after acquisition (Part 2, Column 9) .....	
3.	Capitalized deferred interest and other:	
	3.1 Totals, Part 1, Column 16 .....	
	3.2 Totals, Part 3, Column 12 .....	
4.	Accrual of discount .....	
5.	Unrealized valuation increase (decrease):	
	5.1 Totals, Part 1, Column 13 .....	
	5.2 Totals, Part 3, Column 9 .....	
6.	Total gain (loss) on disposals, Part 3, Column 19 .....	
7.	Deduct amounts received on disposals, Part 3, Column 16 .....	
8.	Deduct amortization of premium and depreciation .....	
9.	Total foreign exchange change in book/adjusted carrying value:	
	9.1 Totals, Part 1, Column 17 .....	
	9.2 Totals, Part 3, Column 14 .....	
10.	Deduct current year's other than temporary impairment recognized:	
	10.1 Totals, Part 1, Column 15 .....	
	10.2 Totals, Part 3, Column 11 .....	
11.	Book/adjusted carrying value at end of current period (Lines 1+2+3+4+5+6-7-8+9-10) .....	
12.	Deduct total nonadmitted amounts .....	
13.	Statement value at end of current period (Line 11 minus Line 12) .....	

SCHEDULE D - VERIFICATION BETWEEN YEARS

Bonds and Stocks

1.	Book/adjusted carrying value, December 31 of prior year .....	29,601,044
2.	Cost of bonds and stocks acquired, Part 3, Column 7 .....	0
3.	Accrual of discount .....	12,406
4.	Unrealized valuation increase (decrease):	
	4.1. Part 1, Column 12 .....	0
	4.2. Part 2, Section 1, Column 15 .....	0
	4.3. Part 2, Section 2, Column 13 .....	0
	4.4. Part 4, Column 11 .....	0
5.	Total gain (loss) on disposals, Part 4, Column 19 .....	(2,505,953)
6.	Deduction consideration for bonds and stocks disposed of, Part 4, Column 7 .....	27,098,620
7.	Deduct amortization of premium .....	13,173
8.	Total foreign exchange change in book/adjusted carrying value:	
	8.1. Part 1, Column 15 .....	0
	8.2. Part 2, Section 1, Column 19 .....	0
	8.3. Part 2, Section 2, Column 16 .....	0
	8.4. Part 4, Column 15 .....	0
9.	Deduct current year's other than temporary impairment recognized:	
	9.1. Part 1, Column 14 .....	0
	9.2. Part 2, Section 1, Column 17 .....	0
	9.3. Part 2, Section 2, Column 14 .....	0
	9.4. Part 4, Column 13 .....	0
10.	Total investment income recognized as a result of prepayment penalties and/or acceleration fees, Note 5Q, Line 2 .....	4,297
11.	Book/adjusted carrying value at end of current period (Lines 1+2+3+4+5-6-7+8-9+10) .....	0
12.	Deduct total nonadmitted amounts .....	0
13.	Statement value at end of current period (Line 11 minus Line 12) .....	0

SCHEDULE D - SUMMARY BY COUNTRY

Long-Term Bonds and Stocks OWNED December 31 of Current Year

Description		1 Book/Adjusted Carrying Value	2 Fair Value	3 Actual Cost	4 Par Value of Bonds
BONDS					
Governments (Including all obligations guaranteed by governments)	1. United States ..... 2. Canada ..... 3. Other Countries .....				
	4. Totals				
U.S. States, Territories and Possessions (Direct and guaranteed)	5. Totals				
U.S. Political Subdivisions of States, Territories and Possessions (Direct and guaranteed)	6. Totals				
U.S. Special Revenue and Special Assessment Obligations and all Non-Guaranteed Obligations of Agencies and Authorities of Governments and their Political Subdivisions	7. Totals				
Industrial and Miscellaneous, SVO Identified Funds, Unaffiliated Bank Loans, Unaffiliated Certificates of Deposit and Hybrid Securities (unaffiliated)	8. United States ..... 9. Canada ..... 10. Other Countries .....				
	11. Totals				
Parent, Subsidiaries and Affiliates	12. Totals				
	13. Total Bonds				
PREFERRED STOCKS					
Industrial and Miscellaneous (unaffiliated)	14. United States ..... 15. Canada ..... 16. Other Countries .....				
	17. Totals				
Parent, Subsidiaries and Affiliates	18. Totals				
	19. Total Preferred Stocks				
COMMON STOCKS					
Industrial and Miscellaneous (unaffiliated), Mutual Funds, Unit Investment Trusts, Closed-End Funds and Exchange Traded Funds	20. United States ..... 21. Canada ..... 22. Other Countries .....				
	23. Totals				
Parent, Subsidiaries and Affiliates	24. Totals				
	25. Total Common Stocks				
	26. Total Stocks				
	27. Total Bonds and Stocks				

NONE



ANNUAL STATEMENT FOR THE YEAR 2022 OF THE HANOVER NEW JERSEY INSURANCE COMPANY

**SCHEDULE D - PART 1A - SECTION 1**

Quality and Maturity Distribution of All Bonds Owned December 31, at Book/Adjusted Carrying Values by Major Types of Issues and NAIC Designations

NAIC Designation	1 1 Year or Less	2 Over 1 Year Through 5 Years	3 Over 5 Years Through 10 Years	4 Over 10 Years Through 20 Years	5 Over 20 Years	6 No Maturity Date	7 Total Current Year	8 Col. 7 as a % of Line 12.7	9 Total from Col. 7 Prior Year	10 % From Col. 8 Prior Year	11 Total Publicly Traded	12 Total Privately Placed (a)
1. U.S. Governments												
1.1 NAIC 1 .....	0	0	0	0	0	XXX	0	0.0	4,883,627	16.5	0	0
1.2 NAIC 2 .....	0	0	0	0	0	XXX	0	0.0	0	0.0	0	0
1.3 NAIC 3 .....	0	0	0	0	0	XXX	0	0.0	0	0.0	0	0
1.4 NAIC 4 .....	0	0	0	0	0	XXX	0	0.0	0	0.0	0	0
1.5 NAIC 5 .....	0	0	0	0	0	XXX	0	0.0	0	0.0	0	0
1.6 NAIC 6 .....	0	0	0	0	0	XXX	0	0.0	0	0.0	0	0
1.7 Totals	0	0	0	0	0	XXX	0	0.0	4,883,627	16.5	0	0
2. All Other Governments												
2.1 NAIC 1 .....	0	0	0	0	0	XXX	0	0.0	0	0.0	0	0
2.2 NAIC 2 .....	0	0	0	0	0	XXX	0	0.0	0	0.0	0	0
2.3 NAIC 3 .....	0	0	0	0	0	XXX	0	0.0	0	0.0	0	0
2.4 NAIC 4 .....	0	0	0	0	0	XXX	0	0.0	0	0.0	0	0
2.5 NAIC 5 .....	0	0	0	0	0	XXX	0	0.0	0	0.0	0	0
2.6 NAIC 6 .....	0	0	0	0	0	XXX	0	0.0	0	0.0	0	0
2.7 Totals	0	0	0	0	0	XXX	0	0.0	0	0.0	0	0
3. U.S. States, Territories and Possessions etc., Guaranteed												
3.1 NAIC 1 .....	0	0	0	0	0	XXX	0	0.0	960,161	3.2	0	0
3.2 NAIC 2 .....	0	0	0	0	0	XXX	0	0.0	0	0.0	0	0
3.3 NAIC 3 .....	0	0	0	0	0	XXX	0	0.0	0	0.0	0	0
3.4 NAIC 4 .....	0	0	0	0	0	XXX	0	0.0	0	0.0	0	0
3.5 NAIC 5 .....	0	0	0	0	0	XXX	0	0.0	0	0.0	0	0
3.6 NAIC 6 .....	0	0	0	0	0	XXX	0	0.0	0	0.0	0	0
3.7 Totals	0	0	0	0	0	XXX	0	0.0	960,161	3.2	0	0
4. U.S. Political Subdivisions of States, Territories and Possessions , Guaranteed												
4.1 NAIC 1 .....	0	0	0	0	0	XXX	0	0.0	1,747,574	5.9	0	0
4.2 NAIC 2 .....	0	0	0	0	0	XXX	0	0.0	0	0.0	0	0
4.3 NAIC 3 .....	0	0	0	0	0	XXX	0	0.0	0	0.0	0	0
4.4 NAIC 4 .....	0	0	0	0	0	XXX	0	0.0	0	0.0	0	0
4.5 NAIC 5 .....	0	0	0	0	0	XXX	0	0.0	0	0.0	0	0
4.6 NAIC 6 .....	0	0	0	0	0	XXX	0	0.0	0	0.0	0	0
4.7 Totals	0	0	0	0	0	XXX	0	0.0	1,747,574	5.9	0	0
5. U.S. Special Revenue & Special Assessment Obligations, etc., Non-Guaranteed												
5.1 NAIC 1 .....	0	0	0	0	0	XXX	0	0.0	8,406,785	28.4	0	0
5.2 NAIC 2 .....	0	0	0	0	0	XXX	0	0.0	0	0.0	0	0
5.3 NAIC 3 .....	0	0	0	0	0	XXX	0	0.0	0	0.0	0	0
5.4 NAIC 4 .....	0	0	0	0	0	XXX	0	0.0	0	0.0	0	0
5.5 NAIC 5 .....	0	0	0	0	0	XXX	0	0.0	0	0.0	0	0
5.6 NAIC 6 .....	0	0	0	0	0	XXX	0	0.0	0	0.0	0	0
5.7 Totals	0	0	0	0	0	XXX	0	0.0	8,406,785	28.4	0	0

ANNUAL STATEMENT FOR THE YEAR 2022 OF THE HANOVER NEW JERSEY INSURANCE COMPANY  
**SCHEDULE D - PART 1A - SECTION 1 (Continued)**

Quality and Maturity Distribution of All Bonds Owned December 31, at Book/Adjusted Carrying Values by Major Types of Issues and NAIC Designations

NAIC Designation	1 1 Year or Less	2 Over 1 Year Through 5 Years	3 Over 5 Years Through 10 Years	4 Over 10 Years Through 20 Years	5 Over 20 Years	6 No Maturity Date	7 Total Current Year	8 Col. 7 as a % of Line 12.7	9 Total from Col. 7 Prior Year	10 % From Col. 8 Prior Year	11 Total Publicly Traded	12 Total Privately Placed (a)
6. Industrial & Miscellaneous (Unaffiliated)												
6.1 NAIC 1 .....	0	0	0	0	0	XXX	0	0.0	7,901,423	26.7	0	0
6.2 NAIC 2 .....	0	0	0	0	0	XXX	0	0.0	5,701,475	19.3	0	0
6.3 NAIC 3 .....	0	0	0	0	0	XXX	0	0.0	0	0.0	0	0
6.4 NAIC 4 .....	0	0	0	0	0	XXX	0	0.0	0	0.0	0	0
6.5 NAIC 5 .....	0	0	0	0	0	XXX	0	0.0	0	0.0	0	0
6.6 NAIC 6 .....	0	0	0	0	0	XXX	0	0.0	0	0.0	0	0
6.7 Totals	0	0	0	0	0	XXX	0	0.0	13,602,898	46.0	0	0
7. Hybrid Securities												
7.1 NAIC 1 .....	0	0	0	0	0	XXX	0	0.0	0	0.0	0	0
7.2 NAIC 2 .....	0	0	0	0	0	XXX	0	0.0	0	0.0	0	0
7.3 NAIC 3 .....	0	0	0	0	0	XXX	0	0.0	0	0.0	0	0
7.4 NAIC 4 .....	0	0	0	0	0	XXX	0	0.0	0	0.0	0	0
7.5 NAIC 5 .....	0	0	0	0	0	XXX	0	0.0	0	0.0	0	0
7.6 NAIC 6 .....	0	0	0	0	0	XXX	0	0.0	0	0.0	0	0
7.7 Totals	0	0	0	0	0	XXX	0	0.0	0	0.0	0	0
8. Parent, Subsidiaries and Affiliates												
8.1 NAIC 1 .....	0	0	0	0	0	XXX	0	0.0	0	0.0	0	0
8.2 NAIC 2 .....	0	0	0	0	0	XXX	0	0.0	0	0.0	0	0
8.3 NAIC 3 .....	0	0	0	0	0	XXX	0	0.0	0	0.0	0	0
8.4 NAIC 4 .....	0	0	0	0	0	XXX	0	0.0	0	0.0	0	0
8.5 NAIC 5 .....	0	0	0	0	0	XXX	0	0.0	0	0.0	0	0
8.6 NAIC 6 .....	0	0	0	0	0	XXX	0	0.0	0	0.0	0	0
8.7 Totals	0	0	0	0	0	XXX	0	0.0	0	0.0	0	0
9. SVO Identified Funds												
9.1 NAIC 1 .....	XXX	XXX	XXX	XXX	XXX	0	0	0.0	0	0.0	0	0
9.2 NAIC 2 .....	XXX	XXX	XXX	XXX	XXX	0	0	0.0	0	0.0	0	0
9.3 NAIC 3 .....	XXX	XXX	XXX	XXX	XXX	0	0	0.0	0	0.0	0	0
9.4 NAIC 4 .....	XXX	XXX	XXX	XXX	XXX	0	0	0.0	0	0.0	0	0
9.5 NAIC 5 .....	XXX	XXX	XXX	XXX	XXX	0	0	0.0	0	0.0	0	0
9.6 NAIC 6 .....	XXX	XXX	XXX	XXX	XXX	0	0	0.0	0	0.0	0	0
9.7 Totals	XXX	XXX	XXX	XXX	XXX	0	0	0.0	0	0.0	0	0
10. Unaffiliated Bank Loans												
10.1 NAIC 1 .....	0	0	0	0	0	XXX	0	0.0	0	0.0	0	0
10.2 NAIC 2 .....	0	0	0	0	0	XXX	0	0.0	0	0.0	0	0
10.3 NAIC 3 .....	0	0	0	0	0	XXX	0	0.0	0	0.0	0	0
10.4 NAIC 4 .....	0	0	0	0	0	XXX	0	0.0	0	0.0	0	0
10.5 NAIC 5 .....	0	0	0	0	0	XXX	0	0.0	0	0.0	0	0
10.6 NAIC 6 .....	0	0	0	0	0	XXX	0	0.0	0	0.0	0	0
10.7 Totals	0	0	0	0	0	XXX	0	0.0	0	0.0	0	0
11. Unaffiliated Certificates of Deposit												
11.1 NAIC 1 .....	0	0	0	0	0	XXX	0	0.0	XXX	XXX	0	0
11.2 NAIC 2 .....	0	0	0	0	0	XXX	0	0.0	XXX	XXX	0	0
11.3 NAIC 3 .....	0	0	0	0	0	XXX	0	0.0	XXX	XXX	0	0
11.4 NAIC 4 .....	0	0	0	0	0	XXX	0	0.0	XXX	XXX	0	0
11.5 NAIC 5 .....	0	0	0	0	0	XXX	0	0.0	XXX	XXX	0	0
11.6 NAIC 6 .....	0	0	0	0	0	XXX	0	0.0	XXX	XXX	0	0
11.7 Totals	0	0	0	0	0	XXX	0	0.0	XXX	XXX	0	0

ANNUAL STATEMENT FOR THE YEAR 2022 OF THE HANOVER NEW JERSEY INSURANCE COMPANY

**SCHEDULE D - PART 1A - SECTION 1 (Continued)**

Quality and Maturity Distribution of All Bonds Owned December 31, at Book/Adjusted Carrying Values by Major Types of Issues and NAIC Designations

NAIC Designation	1 1 Year or Less	2 Over 1 Year Through 5 Years	3 Over 5 Years Through 10 Years	4 Over 10 Years Through 20 Years	5 Over 20 Years	6 No Maturity Date	7 Total Current Year	8 Col. 7 as a % of Line 12.7	9 Total from Col. 7 Prior Year	10 % From Col. 8 Prior Year	11 Total Publicly Traded	12 Total Privately Placed (a)
12. Total Bonds Current Year												
12.1 NAIC 1 .....	(d) .....0	.....0	.....0	.....0	.....0	.....0	.....0	.....0.0	.....XXX	.....XXX	.....0	.....0
12.2 NAIC 2 .....	(d) .....0	.....0	.....0	.....0	.....0	.....0	.....0	.....0.0	.....XXX	.....XXX	.....0	.....0
12.3 NAIC 3 .....	(d) .....0	.....0	.....0	.....0	.....0	.....0	.....0	.....0.0	.....XXX	.....XXX	.....0	.....0
12.4 NAIC 4 .....	(d) .....0	.....0	.....0	.....0	.....0	.....0	.....0	.....0.0	.....XXX	.....XXX	.....0	.....0
12.5 NAIC 5 .....	(d) .....0	.....0	.....0	.....0	.....0	.....0	(c) .....0	.....0.0	.....XXX	.....XXX	.....0	.....0
12.6 NAIC 6 .....	(d) .....0	.....0	.....0	.....0	.....0	.....0	(c) .....0	.....0.0	.....XXX	.....XXX	.....0	.....0
12.7 Totals .....	.....0	.....0	.....0	.....0	.....0	.....0	(b) .....0	.....0.0	.....XXX	.....XXX	.....0	.....0
12.8 Line 12.7 as a % of Col. 7	.....0.0	.....0.0	.....0.0	.....0.0	.....0.0	.....0.0	.....0.0	.....XXX	.....XXX	.....XXX	.....0.0	.....0.0
13. Total Bonds Prior Year												
13.1 NAIC 1 .....	.....2,069,365	.....9,025,180	.....9,754,087	.....2,949,697	.....101,239	.....0	.....XXX	.....XXX	.....23,899,568	.....80.7	.....22,606,359	.....1,293,209
13.2 NAIC 2 .....	.....199,149	.....2,385,273	.....3,117,052	.....0	.....0	.....0	.....XXX	.....XXX	.....5,701,475	.....19.3	.....4,966,621	.....734,854
13.3 NAIC 3 .....	.....0	.....0	.....0	.....0	.....0	.....0	.....XXX	.....XXX	.....0	.....0.0	.....0	.....0
13.4 NAIC 4 .....	.....0	.....0	.....0	.....0	.....0	.....0	.....XXX	.....XXX	.....0	.....0.0	.....0	.....0
13.5 NAIC 5 .....	.....0	.....0	.....0	.....0	.....0	.....0	.....XXX	.....XXX	(c) .....0	.....0.0	.....0	.....0
13.6 NAIC 6 .....	.....0	.....0	.....0	.....0	.....0	.....0	.....XXX	.....XXX	(c) .....0	.....0.0	.....0	.....0
13.7 Totals .....	.....2,268,515	.....11,410,453	.....12,871,139	.....2,949,697	.....101,239	.....0	.....XXX	.....XXX	(b) .....29,601,044	.....100.0	.....27,572,981	.....2,028,063
13.8 Line 13.7 as a % of Col. 9	.....7.7	.....38.5	.....43.5	.....10.0	.....0.3	.....0.0	.....XXX	.....XXX	.....100.0	.....XXX	.....93.1	.....6.9
14. Total Publicly Traded Bonds												
14.1 NAIC 1 .....	.....0	.....0	.....0	.....0	.....0	.....0	.....0	.....0.0	.....22,606,359	.....76.4	.....0	.....XXX
14.2 NAIC 2 .....	.....0	.....0	.....0	.....0	.....0	.....0	.....0	.....0.0	.....4,966,621	.....16.8	.....0	.....XXX
14.3 NAIC 3 .....	.....0	.....0	.....0	.....0	.....0	.....0	.....0	.....0.0	.....0	.....0.0	.....0	.....XXX
14.4 NAIC 4 .....	.....0	.....0	.....0	.....0	.....0	.....0	.....0	.....0.0	.....0	.....0.0	.....0	.....XXX
14.5 NAIC 5 .....	.....0	.....0	.....0	.....0	.....0	.....0	.....0	.....0.0	.....0	.....0.0	.....0	.....XXX
14.6 NAIC 6 .....	.....0	.....0	.....0	.....0	.....0	.....0	.....0	.....0.0	.....0	.....0.0	.....0	.....XXX
14.7 Totals .....	.....0	.....0	.....0	.....0	.....0	.....0	.....0	.....0.0	.....27,572,981	.....93.1	.....0	.....XXX
14.8 Line 14.7 as a % of Col. 7	.....0.0	.....0.0	.....0.0	.....0.0	.....0.0	.....0.0	.....0.0	.....XXX	.....XXX	.....XXX	.....0.0	.....XXX
14.9 Line 14.7 as a % of Line 12.7, Col. 7, Section 12	.....0.0	.....0.0	.....0.0	.....0.0	.....0.0	.....0.0	.....0.0	.....XXX	.....XXX	.....XXX	.....0.0	.....XXX
15. Total Privately Placed Bonds												
15.1 NAIC 1 .....	.....0	.....0	.....0	.....0	.....0	.....0	.....0	.....0.0	.....1,293,209	.....4.4	.....XXX	.....0
15.2 NAIC 2 .....	.....0	.....0	.....0	.....0	.....0	.....0	.....0	.....0.0	.....734,854	.....2.5	.....XXX	.....0
15.3 NAIC 3 .....	.....0	.....0	.....0	.....0	.....0	.....0	.....0	.....0.0	.....0	.....0.0	.....XXX	.....0
15.4 NAIC 4 .....	.....0	.....0	.....0	.....0	.....0	.....0	.....0	.....0.0	.....0	.....0.0	.....XXX	.....0
15.5 NAIC 5 .....	.....0	.....0	.....0	.....0	.....0	.....0	.....0	.....0.0	.....0	.....0.0	.....XXX	.....0
15.6 NAIC 6 .....	.....0	.....0	.....0	.....0	.....0	.....0	.....0	.....0.0	.....0	.....0.0	.....XXX	.....0
15.7 Totals .....	.....0	.....0	.....0	.....0	.....0	.....0	.....0	.....0.0	.....2,028,063	.....6.9	.....XXX	.....0
15.8 Line 15.7 as a % of Col. 7	.....0.0	.....0.0	.....0.0	.....0.0	.....0.0	.....0.0	.....0.0	.....XXX	.....XXX	.....XXX	.....XXX	.....0.0
15.9 Line 15.7 as a % of Line 12.7, Col. 7, Section 12	.....0.0	.....0.0	.....0.0	.....0.0	.....0.0	.....0.0	.....0.0	.....XXX	.....XXX	.....XXX	.....XXX	.....0.0

(a) Includes \$ .....0 freely tradable under SEC Rule 144 or qualified for resale under SEC Rule 144A.

(b) Includes \$ .....0 current year of bonds with Z designations and \$ .....0 prior year of bonds with Z designations. The letter "Z" means the NAIC designation was not assigned by the Securities Valuation Office (SVO) at the date of the statement.

(c) Includes \$ .....0 current year, \$ .....0 prior year of bonds with 5GI designations and \$ .....0 current year, \$ .....0 prior year of bonds with 6\* designations. "5GI" means the NAIC designation was assigned by the (SVO) in reliance on the insurer's certification that the issuer is current in all principal and interest payments. "6\*" means the NAIC designation was assigned by the SVO due to inadequate certification of principal and interest payments.

(d) Includes the following amount of short-term and cash equivalent bonds by NAIC designation: NAIC 1 \$ .....0 ; NAIC 2 \$ .....0 ; NAIC 3 \$ .....0 ; NAIC 4 \$ .....0 ; NAIC 5 \$ .....0 ; NAIC 6 \$ .....0

ANNUAL STATEMENT FOR THE YEAR 2022 OF THE HANOVER NEW JERSEY INSURANCE COMPANY

**SCHEDULE D - PART 1A - SECTION 2**

Maturity Distribution of All Bonds Owned December 31, at Book/Adjusted Carrying Values by Major Type and Subtype of Issues

Distribution by Type	1 1 Year or Less	2 Over 1 Year Through 5 Years	3 Over 5 Years Through 10 Years	4 Over 10 Years Through 20 Years	5 Over 20 Years	6 No Maturity Date	7 Total Current Year	8 Col. 7 as a % of Line 12.09	9 Total from Col. 7 Prior Year	10 % From Col. 8 Prior Year	11 Total Publicly Traded	12 Total Privately Placed
1. U.S. Governments												
1.01 Issuer Obligations .....	0	0	0	0	0	XXX	0	0.0	3,276,425	11.1	0	0
1.02 Residential Mortgage-Backed Securities .....	0	0	0	0	0	XXX	0	0.0	1,607,202	5.4	0	0
1.03 Commercial Mortgage-Backed Securities .....	0	0	0	0	0	XXX	0	0.0	0	0.0	0	0
1.04 Other Loan-Backed and Structured Securities ...	0	0	0	0	0	XXX	0	0.0	0	0.0	0	0
1.05 Totals	0	0	0	0	0	XXX	0	0.0	4,883,627	16.5	0	0
2. All Other Governments												
2.01 Issuer Obligations .....	0	0	0	0	0	XXX	0	0.0	0	0.0	0	0
2.02 Residential Mortgage-Backed Securities .....	0	0	0	0	0	XXX	0	0.0	0	0.0	0	0
2.03 Commercial Mortgage-Backed Securities .....	0	0	0	0	0	XXX	0	0.0	0	0.0	0	0
2.04 Other Loan-Backed and Structured Securities ...	0	0	0	0	0	XXX	0	0.0	0	0.0	0	0
2.05 Totals	0	0	0	0	0	XXX	0	0.0	0	0.0	0	0
3. U.S. States, Territories and Possessions, Guaranteed												
3.01 Issuer Obligations .....	0	0	0	0	0	XXX	0	0.0	960,161	3.2	0	0
3.02 Residential Mortgage-Backed Securities .....	0	0	0	0	0	XXX	0	0.0	0	0.0	0	0
3.03 Commercial Mortgage-Backed Securities .....	0	0	0	0	0	XXX	0	0.0	0	0.0	0	0
3.04 Other Loan-Backed and Structured Securities ...	0	0	0	0	0	XXX	0	0.0	0	0.0	0	0
3.05 Totals	0	0	0	0	0	XXX	0	0.0	960,161	3.2	0	0
4. U.S. Political Subdivisions of States, Territories and Possessions, Guaranteed												
4.01 Issuer Obligations .....	0	0	0	0	0	XXX	0	0.0	1,747,574	5.9	0	0
4.02 Residential Mortgage-Backed Securities .....	0	0	0	0	0	XXX	0	0.0	0	0.0	0	0
4.03 Commercial Mortgage-Backed Securities .....	0	0	0	0	0	XXX	0	0.0	0	0.0	0	0
4.04 Other Loan-Backed and Structured Securities ...	0	0	0	0	0	XXX	0	0.0	0	0.0	0	0
4.05 Totals	0	0	0	0	0	XXX	0	0.0	1,747,574	5.9	0	0
5. U.S. Special Revenue & Special Assessment Obligations etc., Non-Guaranteed												
5.01 Issuer Obligations .....	0	0	0	0	0	XXX	0	0.0	6,967,473	23.5	0	0
5.02 Residential Mortgage-Backed Securities .....	0	0	0	0	0	XXX	0	0.0	1,439,311	4.9	0	0
5.03 Commercial Mortgage-Backed Securities .....	0	0	0	0	0	XXX	0	0.0	0	0.0	0	0
5.04 Other Loan-Backed and Structured Securities ...	0	0	0	0	0	XXX	0	0.0	0	0.0	0	0
5.05 Totals	0	0	0	0	0	XXX	0	0.0	8,406,785	28.4	0	0
6. Industrial and Miscellaneous												
6.01 Issuer Obligations .....	0	0	0	0	0	XXX	0	0.0	13,080,290	44.2	0	0
6.02 Residential Mortgage-Backed Securities .....	0	0	0	0	0	XXX	0	0.0	0	0.0	0	0
6.03 Commercial Mortgage-Backed Securities .....	0	0	0	0	0	XXX	0	0.0	422,619	1.4	0	0
6.04 Other Loan-Backed and Structured Securities ...	0	0	0	0	0	XXX	0	0.0	99,988	0.3	0	0
6.05 Totals	0	0	0	0	0	XXX	0	0.0	13,602,898	46.0	0	0
7. Hybrid Securities												
7.01 Issuer Obligations .....	0	0	0	0	0	XXX	0	0.0	0	0.0	0	0
7.02 Residential Mortgage-Backed Securities .....	0	0	0	0	0	XXX	0	0.0	0	0.0	0	0
7.03 Commercial Mortgage-Backed Securities .....	0	0	0	0	0	XXX	0	0.0	0	0.0	0	0
7.04 Other Loan-Backed and Structured Securities ...	0	0	0	0	0	XXX	0	0.0	0	0.0	0	0
7.05 Totals	0	0	0	0	0	XXX	0	0.0	0	0.0	0	0
8. Parent, Subsidiaries and Affiliates												
8.01 Issuer Obligations .....	0	0	0	0	0	XXX	0	0.0	0	0.0	0	0
8.02 Residential Mortgage-Backed Securities .....	0	0	0	0	0	XXX	0	0.0	0	0.0	0	0
8.03 Commercial Mortgage-Backed Securities .....	0	0	0	0	0	XXX	0	0.0	0	0.0	0	0
8.04 Other Loan-Backed and Structured Securities ...	0	0	0	0	0	XXX	0	0.0	0	0.0	0	0
8.05 Affiliated Bank Loans - Issued .....	0	0	0	0	0	XXX	0	0.0	0	0.0	0	0
8.06 Affiliated Bank Loans - Acquired .....	0	0	0	0	0	XXX	0	0.0	0	0.0	0	0
8.07 Totals	0	0	0	0	0	XXX	0	0.0	0	0.0	0	0

ANNUAL STATEMENT FOR THE YEAR 2022 OF THE HANOVER NEW JERSEY INSURANCE COMPANY

**SCHEDULE D - PART 1A - SECTION 2 (Continued)**

Maturity Distribution of All Bonds Owned December 31, at Book/Adjusted Carrying Values by Major Type and Subtype of Issues

	1	2	3	4	5	6	7	8	9	10	11	12
Distribution by Type	1 Year or Less	Over 1 Year Through 5 Years	Over 5 Years Through 10 Years	Over 10 Years Through 20 Years	Over 20 Years	No Maturity Date	Total Current Year	Col. 7 as a % of Line 12.09	Total from Col. 7 Prior Year	% From Col. 8 Prior Year	Total Publicly Traded	Total Privately Placed
9. SVO Identified Funds												
9.01 Exchange Traded Funds Identified by the SVO	XXX	XXX	XXX	XXX	XXX	0	0	0.0	0	0.0	0	0
10. Unaffiliated Bank Loans												
10.01 Unaffiliated Bank Loans - Issued .....	0	0	0	0	0	XXX	0	0.0	0	0.0	0	0
10.02 Unaffiliated Bank Loans - Acquired .....	0	0	0	0	0	XXX	0	0.0	0	0.0	0	0
10.03 Totals	0	0	0	0	0	XXX	0	0.0	0	0.0	0	0
11. Unaffiliated Certificates of Deposit												
11.01 Totals	0	0	0	0	0	XXX	0	0.0	XXX	XXX	0	0
12. Total Bonds Current Year												
12.01 Issuer Obligations .....	0	0	0	0	0	XXX	0	0.0	XXX	XXX	0	0
12.02 Residential Mortgage-Backed Securities .....	0	0	0	0	0	XXX	0	0.0	XXX	XXX	0	0
12.03 Commercial Mortgage-Backed Securities .....	0	0	0	0	0	XXX	0	0.0	XXX	XXX	0	0
12.04 Other Loan-Backed and Structured Securities ..	0	0	0	0	0	XXX	0	0.0	XXX	XXX	0	0
12.05 SVO Identified Funds .....	XXX	XXX	XXX	XXX	XXX	0	0	0.0	XXX	XXX	0	0
12.06 Affiliated Bank Loans .....	0	0	0	0	0	XXX	0	0.0	XXX	XXX	0	0
12.07 Unaffiliated Bank Loans .....	0	0	0	0	0	XXX	0	0.0	XXX	XXX	0	0
12.08 Unaffiliated Certificates of Deposit .....	0	0	0	0	0	XXX	0	0.0	XXX	XXX	0	0
12.09 Totals .....	0	0	0	0	0	0	0	0.0	XXX	XXX	0	0
12.10 Line 12.09 as a % of Col. 7	0.0	0.0	0.0	0.0	0.0	0.0	0.0	XXX	XXX	XXX	0.0	0.0
13. Total Bonds Prior Year												
13.01 Issuer Obligations .....	1,266,422	10,201,180	12,042,987	2,506,194	15,141	XXX	XXX	XXX	26,031,923	87.9	24,003,860	2,028,063
13.02 Residential Mortgage-Backed Securities .....	831,261	1,109,285	576,365	443,503	86,098	XXX	XXX	XXX	3,046,513	10.3	3,046,513	0
13.03 Commercial Mortgage-Backed Securities .....	170,832	0	251,787	0	0	XXX	XXX	XXX	422,619	1.4	422,619	0
13.04 Other Loan-Backed and Structured Securities ..	0	99,988	0	0	0	XXX	XXX	XXX	99,988	0.3	99,988	0
13.05 SVO Identified Funds .....	XXX	XXX	XXX	XXX	XXX	0	XXX	XXX	0	0.0	0	0
13.06 Affiliated Bank Loans .....	0	0	0	0	0	XXX	XXX	XXX	0	0.0	0	0
13.07 Unaffiliated Bank Loans .....	0	0	0	0	0	XXX	XXX	XXX	0	0.0	0	0
13.08 Unaffiliated Certificates of Deposit .....	XXX	XXX	XXX	XXX	XXX	XXX	XXX	XXX	XXX	XXX	XXX	XXX
13.09 Totals .....	2,268,515	11,410,453	12,871,139	2,949,697	101,239	0	XXX	XXX	29,601,044	100.0	27,572,981	2,028,063
13.10 Line 13.09 as a % of Col. 9	7.7	38.5	43.5	10.0	0.3	0.0	XXX	XXX	100.0	XXX	93.1	6.9
14. Total Publicly Traded Bonds												
14.01 Issuer Obligations .....	0	0	0	0	0	XXX	0	0.0	24,003,860	81.1	0	XXX
14.02 Residential Mortgage-Backed Securities .....	0	0	0	0	0	XXX	0	0.0	3,046,513	10.3	0	XXX
14.03 Commercial Mortgage-Backed Securities .....	0	0	0	0	0	XXX	0	0.0	422,619	1.4	0	XXX
14.04 Other Loan-Backed and Structured Securities ..	0	0	0	0	0	XXX	0	0.0	99,988	0.3	0	XXX
14.05 SVO Identified Funds .....	XXX	XXX	XXX	XXX	XXX	0	0	0.0	0	0.0	0	XXX
14.06 Affiliated Bank Loans .....	0	0	0	0	0	XXX	0	0.0	0	0.0	0	XXX
14.07 Unaffiliated Bank Loans .....	0	0	0	0	0	XXX	0	0.0	0	0.0	0	XXX
14.08 Unaffiliated Certificates of Deposit .....	0	0	0	0	0	XXX	0	0.0	XXX	XXX	0	XXX
14.09 Totals .....	0	0	0	0	0	0	0	0.0	27,572,981	93.1	0	XXX
14.10 Line 14.09 as a % of Col. 7	0.0	0.0	0.0	0.0	0.0	0.0	0.0	XXX	XXX	XXX	0.0	XXX
14.11 Line 14.09 as a % of Line 12.09, Col. 7, Section 12	0.0	0.0	0.0	0.0	0.0	0.0	0.0	XXX	XXX	XXX	0.0	XXX
15. Total Privately Placed Bonds												
15.01 Issuer Obligations .....	0	0	0	0	0	XXX	0	0.0	2,028,063	6.9	XXX	0
15.02 Residential Mortgage-Backed Securities .....	0	0	0	0	0	XXX	0	0.0	0	0.0	XXX	0
15.03 Commercial Mortgage-Backed Securities .....	0	0	0	0	0	XXX	0	0.0	0	0.0	XXX	0
15.04 Other Loan-Backed and Structured Securities ..	0	0	0	0	0	XXX	0	0.0	0	0.0	XXX	0
15.05 SVO Identified Funds .....	XXX	XXX	XXX	XXX	XXX	0	0	0.0	0	0.0	XXX	0
15.06 Affiliated Bank Loans .....	0	0	0	0	0	XXX	0	0.0	0	0.0	XXX	0
15.07 Unaffiliated Bank Loans .....	0	0	0	0	0	XXX	0	0.0	0	0.0	XXX	0
15.08 Unaffiliated Certificates of Deposit .....	0	0	0	0	0	XXX	0	0.0	XXX	XXX	XXX	0
15.09 Totals .....	0	0	0	0	0	0	0	0.0	2,028,063	6.9	XXX	0
15.10 Line 15.09 as a % of Col. 7	0.0	0.0	0.0	0.0	0.0	0.0	0.0	XXX	XXX	XXX	XXX	0.0
15.11 Line 15.09 as a % of Line 12.09, Col. 7, Section 12	0.0	0.0	0.0	0.0	0.0	0.0	0.0	XXX	XXX	XXX	XXX	0.0

Schedule DA - Verification - Short-Term Investments

**N O N E**

Schedule DB - Part A - Verification - Options, Caps, Floors, Collars, Swaps and Forwards

**N O N E**

Schedule DB - Part B - Verification - Futures Contracts

**N O N E**

Schedule DB - Part C - Section 1 - Replication (Synthetic Asset) Transactions (RSATs) Open

**N O N E**

Schedule DB-Part C-Section 2-Reconciliation of Replication (Synthetic Asset) Transactions Open

**N O N E**

Schedule DB - Verification - Book/Adjusted Carrying Value, Fair Value and Potential Exposure of  
Derivatives

**N O N E**

ANNUAL STATEMENT FOR THE YEAR 2022 OF THE HANOVER NEW JERSEY INSURANCE COMPANY

**SCHEDULE E - PART 2 - VERIFICATION BETWEEN YEARS**

(Cash Equivalents)

	1	2	3	4
	Total	Bonds	Money Market Mutual funds	Other (a)
1. Book/adjusted carrying value, December 31 of prior year .....	0	0	0	0
2. Cost of cash equivalents acquired .....	11,776,719	11,776,719	0	0
3. Accrual of discount .....	19,440	19,440	0	0
4. Unrealized valuation increase (decrease) .....	0	0	0	0
5. Total gain (loss) on disposals .....	(46)	(46)	0	0
6. Deduct consideration received on disposals .....	11,796,114	11,796,114	0	0
7. Deduct amortization of premium .....	0	0	0	0
8. Total foreign exchange change in book/adjusted carrying value .....	0	0	0	0
9. Deduct current year's other than temporary impairment recognized .....	0	0	0	0
10. Book/adjusted carrying value at end of current period (Lines 1+2+3+4+5-6-7+8-9) .....	0	0	0	0
11. Deduct total nonadmitted amounts .....	0	0	0	0
12. Statement value at end of current period (Line 10 minus Line 11)	0	0	0	0

(a) Indicate the category of such investments, for example, joint ventures, transportation equipment:

Schedule A - Part 1 - Real Estate Owned

**N O N E**

Schedule A - Part 2 - Real Estate Acquired and Additions Made

**N O N E**

Schedule A - Part 3 - Real Estate Disposed

**N O N E**

Schedule B - Part 1 - Mortgage Loans Owned

**N O N E**

Schedule B - Part 2 - Mortgage Loans Acquired and Additions Made

**N O N E**

Schedule B - Part 3 - Mortgage Loans Disposed, Transferred or Repaid

**N O N E**

Schedule BA - Part 1 - Other Long-Term Invested Assets Owned

**N O N E**

Schedule BA - Part 2 - Other Long-Term Invested Assets Acquired and Additions Made

**N O N E**

Schedule BA - Part 3 - Other Long-Term Invested Assets Disposed, Transferred or Repaid

**N O N E**

Schedule D - Part 1 - Long Term Bonds Owned

**N O N E**

Schedule D - Part 2 - Section 1 - Preferred Stocks Owned

**N O N E**

Schedule D - Part 2 - Section 2 - Common Stocks Owned

**N O N E**

Schedule D - Part 3 - Long-Term Bonds and Stocks Acquired

**N O N E**



ANNUAL STATEMENT FOR THE YEAR 2022 OF THE HANOVER NEW JERSEY INSURANCE COMPANY

SCHEDULE D - PART 4

Showing All Long-Term Bonds and Stocks SOLD, REDEEMED or Otherwise DISPOSED OF During Current Year

1	2	3	4	5	6	7	8	9	10	Change In Book/Adjusted Carrying Value					16	17	18	19	20	21
										11	12	13	14	15						
CUSIP Identi- fication	Description	For- eign	Disposal Date	Name of Purchaser	Number of Shares of Stock	Con- sideration	Par Value	Actual Cost	Prior Year Book/ Adjusted Carrying Value	Unrealized Valuation Increase/ Decrease	Current Year's (Amor- tization)/ Accretion	Current Year's Other- Than- Temporary Impairment Recognized	Total Change in Book/ Adjusted Carrying Value (11+12-13)	Total Foreign Exchange Change in Book/ Adjusted Carrying Value	Book/ Adjusted Carrying Value at Disposal Date	Foreign Exchange Gain (Loss) on Disposal	Realized Gain (Loss) on Disposal	Total Gain (Loss) on Disposal	Bond Interest/ Stock Dividends Received During Year	Stated Con- tractual Maturity Date
36179V-Z0-6	G2 MA7051 - RMBS		.06/28/2022	Paydown		1,178,258	1,321,666	1,378,663	1,378,293	0	(4,159)	0	(4,159)	0	1,374,134	0	(195,876)	(195,876)	14,453	12/20/2050
36179W-BY-3	G2 MA7255 - RMBS		.06/28/2022	Paydown		202,116	220,212	228,728	228,908	0	(627)	0	(627)	0	228,282	0	(26,165)	(26,165)	2,965	03/20/2051
912828-P3-8	UNITED STATES TREASURY		.06/28/2022	Transfer		497,383	500,000	487,559	497,247	0	1,240	0	1,240	0	498,488	0	(1,105)	(1,105)	7,952	01/31/2023
912828-U2-4	UNITED STATES TREASURY		.06/28/2022	Transfer		947,383	1,000,000	959,023	978,646	0	2,033	0	2,033	0	980,679	0	(33,296)	(33,296)	12,391	11/15/2026
912828-UN-8	UNITED STATES TREASURY		.06/28/2022	Transfer		497,910	500,000	494,551	498,757	0	539	0	539	0	499,296	0	(1,386)	(1,386)	8,674	02/15/2023
91282C-AE-1	UNITED STATES TREASURY		.06/28/2022	Transfer		816,641	1,000,000	997,617	997,912	0	115	0	115	0	998,027	0	(181,386)	(181,386)	5,421	08/15/2030
91282C-CB-5	UNITED STATES TREASURY		.06/28/2022	Transfer		263,930	300,000	304,055	303,863	0	(189)	0	(189)	0	303,674	0	(39,744)	(39,744)	3,020	05/15/2031
0109999999. Subtotal - Bonds - U.S. Governments						4,403,622	4,841,878	4,850,195	4,883,627	0	(1,047)	0	(1,047)	0	4,882,580	0	(478,958)	(478,958)	54,877	XXX
68608K-NE-4	OREGON ST		.06/28/2022	Transfer		154,043	150,000	174,765	157,088	0	(1,293)	0	(1,293)	0	155,795	0	(1,752)	(1,752)	7,823	08/01/2024
76222R-YC-0	RHODE ISLAND ST & PROVIDENCE PLANTATIONS		.06/28/2022	Transfer		99,577	100,000	101,770	100,854	0	(175)	0	(175)	0	100,679	0	(1,102)	(1,102)	1,975	05/01/2024
76222R-YD-8	RHODE ISLAND ST & PROVIDENCE PLANTATIONS		.06/28/2022	Transfer		197,488	200,000	203,860	202,219	0	(314)	0	(314)	0	201,905	0	(4,417)	(4,417)	3,950	05/01/2025
880541-XZ-5	TENNESSEE ST		.06/28/2022	Transfer		187,114	200,000	200,000	200,000	0	0	0	0	0	200,000	0	(12,886)	(12,886)	3,935	08/01/2027
97705M-VN-2	WISCONSIN ST		.06/28/2022	Transfer		257,823	300,000	300,000	300,000	0	0	0	0	0	300,000	0	(42,177)	(42,177)	3,213	05/01/2029
0509999999. Subtotal - Bonds - U.S. States, Territories and Possessions						896,045	950,000	980,395	960,161	0	(1,782)	0	(1,782)	0	958,379	0	(62,335)	(62,335)	20,896	XXX
212204-JP-7	CONTRA COSTA CALIF CMNTY COLLEGE DIST		.06/28/2022	Transfer		203,985	250,000	250,000	250,000	0	0	0	0	0	250,000	0	(46,015)	(46,015)	5,820	08/01/2033
442331-7E-8	HOUSTON TEX		.06/28/2022	Transfer		290,325	350,000	350,000	350,000	0	0	0	0	0	350,000	0	(59,675)	(59,675)	5,177	03/01/2024
446222-UV-1	HUNTINGTON BEACH CALIF UN HIGH SCH DIST		.06/28/2022	Transfer		257,982	300,000	300,000	300,000	0	0	0	0	0	300,000	0	(42,018)	(42,018)	5,134	08/01/2029
54438C-YQ-9	LOS ANGELES CALIF CMNTY COLLEGE DIST		.06/28/2022	Transfer		413,200	500,000	524,995	522,574	0	(1,200)	0	(1,200)	0	521,374	0	(108,174)	(108,174)	10,609	08/01/2033
678519-C3-1	OKLAHOMA CITY OKLA		.06/28/2022	Transfer		43,494	45,000	45,000	45,000	0	0	0	0	0	45,000	0	(1,506)	(1,506)	1,125	03/01/2027
678519-C4-9	OKLAHOMA CITY OKLA		.06/28/2022	Transfer		124,736	130,000	130,000	130,000	0	0	0	0	0	130,000	0	(5,264)	(5,264)	3,346	03/01/2028
799017-UZ-9	SAN MATEO CALIF UN HIGH SCH DIST		.06/28/2022	Transfer		143,951	150,000	150,000	150,000	0	0	0	0	0	150,000	0	(6,050)	(6,050)	3,687	09/01/2028
0709999999. Subtotal - Bonds - U.S. Political Subdivisions of States, Territories and Possessions						1,477,673	1,725,000	1,749,995	1,747,574	0	(1,200)	0	(1,200)	0	1,746,374	0	(268,701)	(268,701)	34,898	XXX
051249-HB-9	AUGUSTA GA WTR & SEW REV		.06/28/2022	Transfer		298,542	300,000	300,000	300,000	0	0	0	0	0	300,000	0	(1,458)	(1,458)	8,455	10/01/2023
052414-TD-1	AUSTIN TEX ELEC UTIL SYS REV		.06/28/2022	Transfer		224,813	250,000	250,000	250,000	0	0	0	0	0	250,000	0	(25,188)	(25,188)	4,158	11/15/2030
091096-NZ-6	BIRMINGHAM ALA WTRWKS BRD WTR REV		.06/28/2022	Transfer		173,050	200,000	202,930	202,825	0	(190)	0	(190)	0	202,635	0	(29,585)	(29,585)	2,957	01/01/2029
13077D-QJ-4	CALIFORNIA ST UNIV REV		.06/28/2022	Transfer		288,278	350,000	351,236	351,191	0	(61)	0	(61)	0	351,130	0	(62,852)	(62,852)	4,134	11/01/2030
20775C-W2-6	CONNECTICUT ST HSG FIN AUTH HSG MTG FIN		.06/28/2022	Transfer		128,614	130,000	130,000	130,000	0	0	0	0	0	130,000	0	(1,386)	(1,386)	2,335	05/15/2024
20775C-W5-9	CONNECTICUT ST HSG FIN AUTH HSG MTG FIN		.06/28/2022	Transfer		154,287	165,000	165,000	165,000	0	0	0	0	0	165,000	0	(10,713)	(10,713)	3,628	05/15/2030
259561-PH-5	DOUGLAS CNTY WASH PUB UTIL DIST NO 001 W		.06/28/2022	Transfer		261,618	250,000	250,000	250,000	0	0	0	0	0	250,000	0	11,618	11,618	11,024	09/01/2030
3128MJ-IV-8	FH G08659 - RMBS		.06/28/2022	Transfer		104,011	106,412	105,764	105,658	0	(70)	0	(70)	0	105,588	0	(1,577)	(1,577)	1,978	08/01/2045
3128MM-YP-2	FH G18717 - RMBS		.06/28/2022	Transfer		98,194	97,420	99,491	100,176	0	11	0	11	0	100,187	0	(1,993)	(1,993)	2,013	12/01/2033
31335A-BE-7	FH G60037 - RMBS		.06/28/2022	Transfer		127,061	133,903	130,179	130,104	0	147	0	147	0	130,251	0	(3,190)	(3,190)	2,220	10/01/2047
31335B-M6-0	FH G61281 - RMBS		.06/28/2022	Paydown		73,934	75,829	75,593	75,576	0	(9)	0	(9)	0	75,567	0	(1,632)	(1,632)	1,408	01/01/2048
3134GW-XT-8	FEDERAL HOME LOAN MORTGAGE CORP		.06/28/2022	Transfer		783,311	1,000,000	1,000,000	1,000,000	0	0	0	0	0	1,000,000	0	(216,689)	(216,689)	9,130	10/19/2032
313550-Q2-2	FEDERAL NATIONAL MORTGAGE ASSOCIATION		.06/28/2022	Transfer		282,579	300,000	286,920	292,882	0	697	0	697	0	293,579	0	(11,000)	(11,000)	4,281	09/24/2026
3136AA-EK-7	FNR 2012-129 TD - CMO/RMBS		.06/28/2022	Paydown		24,485	26,056	26,286	26,277	0	17	0	17	0	26,294	0	(1,809)	(1,809)	275	05/25/2040
3137AH-2W-7	FHR 3936 AB - CMO/RMBS		.06/28/2022	Paydown		124,817	125,522	127,954	125,897	0	(95)	0	(95)	0	125,802	0	(986)	(986)	2,016	10/15/2026
3137AS-RZ-9	FHR 4099 VB - CMO/RMBS		.06/28/2022	Paydown		191,785	191,691	200,317	191,966	0	(198)	0	(198)	0	191,767	0	17	17	2,171	09/15/2033
3138WE-6W-4	FN ASS384 - RMBS		.06/28/2022	Paydown		98,379	98,451	103,666	104,457	0	1,153	0	1,153	0	105,610	0	(7,230)	(7,230)	2,090	07/01/2045
31394G-U9-2	FHR 2666 BD - CMO/RMBS		.06/28/2022	Paydown		9,432	9,422	9,646	9,440	0	(12)	0	(12)	0	9,428	0	4	4	196	08/15/2023
314007-SL-2	FN CA0522 - RMBS		.06/28/2022	Paydown		80,076	86,258	84,759	84,850	0	(794)	0	(794)	0	84,056	0	(3,980)	(3,980)	1,331	10/01/2047
31418D-Z8-8	FN MA4366 - RMBS		.06/28/2022	Paydown		427,790	468,067	486,424	484,911	0	(95)	0	(95)	0	484,816	0	(57,027)	(57,027)	6,499	06/01/2041
451174-AD-8	IDAHO ENERGY RES AUTH TRANSMISSION FACS		.06/28/2022	Transfer		140,723	150,000	150,000	150,000	0	0	0	0	0	150,000	0	(9,278)	(9,278)	3,653	09/01/2028
47770V-AY-6	JOBOSHO BEVERAGE SYS OHIO STATEWIDE LIQ		.06/28/2022	Transfer		197,452	200,000	211,096	208,332	0	(525)	0	(525)	0	207,807	0	(10,355)	(10,355)	7,904	01/01/2029
49130T-SK-3	KENTUCKY HSG CORP HSG REV		.06/06/2022	Call @ 100.00		250,000	250,000	250,000	250,000	0	0	0	0	0	250,000	0	0	0	7,021	07/01/2022
56041M-VF-8	MAINE GOVERNMENTAL FACS AUTH LEASE RENT		.06/28/2022	Transfer		166,400	200,000	195,918	196,164	0	173	0	173	0	196,337	0	(29,937)	(29,937)	2,943	10/01/2031
594698-SC-7	MICHIGAN ST STRATEGIC FD LTD OBLIG REV		.06/28/2022	Transfer		246,912	300,000	300,000	300,000	0	0	0	0	0	300,000	0	(53,088)	(53,088)	6,207	09/01/2031
61212L-TA-7	MONTANA ST BRD REGENTS HIGHER ED REV		.06/28/2022	Transfer		260,733	300,000	301,143	301,112	0	(75)	0	(75)	0	301,038	0	(40,305)	(40,305)	3,156	11/15/2028
63968A-L8-6	NEBRASKA PUB PIIR DIST REV		.06/09/2022	PIPER JAFFRAY		193,136	200,000	200,000	200,000	0	0	0	0	0	200,000	0	(6,864)	(6,864)	5,229	01/01/2026

ANNUAL STATEMENT FOR THE YEAR 2022 OF THE HANOVER NEW JERSEY INSURANCE COMPANY

SCHEDULE D - PART 4

Showing All Long-Term Bonds and Stocks SOLD, REDEEMED or Otherwise DISPOSED OF During Current Year

1	2	3	4	5	6	7	8	9	10	Change In Book/Adjusted Carrying Value					16	17	18	19	20	21
										11	12	13	14	15						
CUSIP Iden-tification	Description	For-ign	Disposal Date	Name of Purchaser	Number of Shares of Stock	Con-sideration	Par Value	Actual Cost	Prior Year Book/ Adjusted Carrying Value	Unrealized Valuation Increase/ Decrease	Current Year's (Amor-tization)/ Accretion	Current Year's Other- Than- Temporary Impairment Recognized	Total Change in Book/ Adjusted Carrying Value (11+12-13)	Total Foreign Exchange Change in Book/ Adjusted Carrying Value	Book/ Adjusted Carrying Value at Disposal Date	Foreign Exchange Gain (Loss) on Disposal	Realized Gain (Loss) on Disposal	Total Gain (Loss) on Disposal	Bond Interest/ Stock Dividends Received During Year	Stated Con-tractual Maturity Date
64469N-AD-1	NEW HAMPSHIRE ST FED HWY		.06/28/2022	Transfer		251,043	250,000	250,000	250,000	0	0	0	0	0	250,000	0	1,043	1,043	8,939	.09/01/2022
647200-V3-5	NEW MEXICO MTG FIN AUTH		.03/01/2022	Call @ 100.00		15,085	15,000	15,882	15,141	0	(14)	0	(14)	0	15,128	0	(128)	(128)	366	.03/01/2043
64990F-E2-6	NEW YORK STATE DORMITORY AUTHORITY		.06/28/2022	Transfer		168,192	200,000	200,000	200,000	0	0	0	0	0	200,000	0	(31,808)	(31,808)	4,364	.03/15/2031
66285W-D4-5	NORTH TEX TIWY AUTH REV		.06/28/2022	Transfer		255,762	300,000	300,000	300,000	0	0	0	0	0	300,000	0	(44,238)	(44,238)	5,891	.01/01/2030
68601V-Z6-5	OREGON ST DEPT ADMINISTRATIVE SVCS LOTTE		.06/28/2022	Transfer		49,717	50,000	50,000	50,000	0	0	0	0	0	50,000	0	(283)	(283)	910	.04/01/2023
68607V-Z9-9	OREGON ST DEPT ADMINISTRATIVE SVCS LOTTE		.06/28/2022	Transfer		19,324	20,000	20,000	20,000	0	0	0	0	0	20,000	0	(676)	(676)	403	.04/01/2026
759136-VG-6	REGIONAL TRANSN DIST COLO SALES TAX REV		.06/28/2022	Transfer		162,292	200,000	195,978	196,193	0	172	0	172	0	196,365	0	(34,073)	(34,073)	2,419	.11/01/2031
759136-VH-4	REGIONAL TRANSN DIST COLO SALES TAX REV		.06/28/2022	Transfer		160,232	200,000	196,408	196,633	0	136	0	136	0	196,769	0	(36,537)	(36,537)	2,590	.11/01/2032
80168A-BY-2	SANTA CLARA VY CALIF WTR DIST WTR SYS RE		.06/28/2022	Transfer		24,633	25,000	25,000	25,000	0	0	0	0	0	25,000	0	(367)	(367)	381	.06/01/2024
80168A-BZ-9	SANTA CLARA VY CALIF WTR DIST WTR SYS RE		.06/28/2022	Transfer		48,947	50,000	50,000	50,000	0	0	0	0	0	50,000	0	(1,053)	(1,053)	800	.06/01/2025
80168A-CA-3	SANTA CLARA VY CALIF WTR DIST WTR SYS RE		.06/28/2022	Transfer		48,570	50,000	50,000	50,000	0	0	0	0	0	50,000	0	(1,430)	(1,430)	820	.06/01/2026
80168A-CB-1	SANTA CLARA VY CALIF WTR DIST WTR SYS RE		.06/28/2022	Transfer		24,129	25,000	25,000	25,000	0	0	0	0	0	25,000	0	(872)	(872)	430	.06/01/2027
80168A-CC-9	SANTA CLARA VY CALIF WTR DIST WTR SYS RE		.06/28/2022	Transfer		143,856	150,000	150,000	150,000	0	0	0	0	0	150,000	0	(6,144)	(6,144)	2,686	.05/01/2028
810489-UJ-9	SCOTTSDALE ARIZ MUN PPTY CORP EXCISE TAX		.06/28/2022	Transfer		160,314	200,000	200,000	200,000	0	0	0	0	0	200,000	0	(39,686)	(39,686)	3,086	.07/01/2031
914126-XB-6	UNIVERSITY CALIF REVS		.06/28/2022	Transfer		196,976	200,000	200,000	200,000	0	0	0	0	0	200,000	0	(3,024)	(3,024)	3,914	.05/15/2025
914126-XG-2	UNIVERSITY CALIF REVS		.06/28/2022	Transfer		124,034	150,000	146,127	146,364	0	197	0	197	0	146,561	0	(22,528)	(22,528)	1,500	.05/15/2030
914437-VC-9	UNIVERSITY MASS BLDG AUTH REV		.06/28/2022	Transfer		166,394	200,000	198,728	198,803	0	61	0	61	0	198,864	0	(32,470)	(32,470)	2,473	.11/01/2030
92813T-EE-6	VIRGINIA ST HSG DEV AUTH HOMEOWNERSHIP M		.06/28/2022	Paydown		140,058	146,833	146,833	146,833	0	0	0	0	0	146,833	0	(6,175)	(6,175)	2,593	.08/25/2042
0909999999 Subtotal - Bonds - U.S. Special Revenues						7,570,567	8,395,867	8,414,277	8,406,785	0	628	0	628	0	8,407,412	0	(836,931)	(836,931)	152,974	XXX
012725-AC-1	ALBEMARLE CORP		.06/13/2022	Call @ 100.00		153,447	150,000	152,982	151,414	0	(226)	0	(226)	0	151,187	0	(1,187)	(1,187)	6,750	.12/01/2024
02582J-HU-7	AMXCA 2018-2 A - ABS		.06/28/2022	Transfer		99,790	100,000	99,954	99,988	0	5	0	5	0	99,993	0	(203)	(203)	1,614	.10/15/2025
02665W-CJ-8	AMERICAN HONDA FINANCE CORP		.06/28/2022	Transfer		100,069	100,000	99,827	99,944	0	18	0	18	0	99,962	0	108	108	3,297	.07/14/2023
031162-CU-2	AMGEN INC		.06/28/2022	Transfer		259,691	300,000	303,414	303,192	0	(181)	0	(181)	0	303,011	0	(43,320)	(43,320)	6,268	.02/21/2030
037735-CU-9	APPALACHIAN POWER CO		.06/28/2022	Transfer		196,658	200,000	199,290	199,734	0	36	0	36	0	199,770	0	(3,112)	(3,112)	3,910	.06/01/2025
037833-CJ-7	APPLE INC		.06/28/2022	Transfer		197,182	200,000	200,000	200,000	0	0	0	0	0	200,000	0	(2,818)	(2,818)	5,937	.02/09/2027
040555-CS-1	ARIZONA PUBLIC SERVICE CO		.06/28/2022	Transfer		97,514	100,000	99,474	99,805	0	27	0	27	0	99,832	0	(2,318)	(2,318)	1,951	.05/15/2025
053611-AJ-8	AVERY DENNISON CORP		.06/28/2022	Transfer		149,634	150,000	149,250	149,447	0	33	0	33	0	149,480	0	153	153	4,103	.12/06/2028
05531F-BB-8	TRUIST FINANCIAL CORP		.06/28/2022	Transfer		97,773	100,000	99,918	99,966	0	6	0	6	0	99,972	0	(2,199)	(2,199)	1,916	.10/26/2024
060516-FF-1	BANK OF AMERICA CORP		.06/28/2022	Transfer		251,399	250,000	250,040	250,017	0	(4)	0	(4)	0	250,014	0	1,385	1,385	7,417	.04/01/2024
072863-AH-6	BAYLOR SCOTT & WHITE HOLDINGS		.06/28/2022	Transfer		243,607	300,000	290,376	290,911	0	458	0	458	0	291,369	0	(47,763)	(47,763)	3,302	.11/15/2030
10921U-2C-1	BRIGHTHOUSE FINANCIAL GLOBAL FUNDING		.06/28/2022	Transfer		316,607	355,000	354,201	354,295	0	76	0	76	0	354,371	0	(37,763)	(37,763)	3,271	.05/24/2026
114259-AT-1	BROOKLYN UNION GAS CO		.06/28/2022	Transfer		93,288	100,000	100,000	100,000	0	0	0	0	0	100,000	0	(6,712)	(6,712)	3,156	.03/04/2029
12189L-AM-3	BURLINGTON NORTHERN SANTA FE LLC		.06/28/2022	Transfer		149,810	150,000	150,000	150,000	0	0	0	0	0	150,000	0	(190)	(190)	3,538	.03/15/2023
13645R-AY-0	CANADIAN PACIFIC RAILWAY CO	C.	.06/28/2022	Transfer		146,961	150,000	153,374	152,329	0	(165)	0	(165)	0	152,164	0	(5,203)	(5,203)	3,450	.06/01/2028
14040H-BT-1	CAPITAL ONE FINANCIAL CORP		.06/28/2022	Transfer		146,385	150,000	149,564	149,814	0	31	0	31	0	149,845	0	(3,460)	(3,460)	3,273	.10/30/2024
141781-BQ-6	CARGILL INC		.06/28/2022	Transfer		403,356	500,000	483,395	484,665	0	756	0	756	0	485,421	0	(82,065)	(82,065)	7,697	.02/02/2031
149130-2S-7	CATERPILLAR FINANCIAL SERVICES CORP		.06/28/2022	Transfer		100,304	100,000	99,950	99,981	0	5	0	5	0	99,985	0	319	319	2,038	.12/07/2023
16876A-AB-0	CHILDRENS HOSPITAL MEDICAL CENTER		.06/28/2022	Transfer		286,787	300,000	300,000	300,000	0	0	0	0	0	300,000	0	(13,213)	(13,213)	5,302	.11/15/2026
172967-LQ-2	CITIGROUP INC		.06/28/2022	Transfer		150,094	150,000	149,499	149,914	0	51	0	51	0	149,965	0	129	129	2,711	.10/27/2022
2027A0-KB-4	COMMONWEALTH BANK OF AUSTRALIA	C.	.06/28/2022	Transfer		99,211	100,000	99,941	99,971	0	6	0	6	0	99,977	0	(765)	(765)	1,898	.06/04/2024
22822V-AG-6	CROWN CASTLE INTERNATIONAL CORP		.06/28/2022	Transfer		146,546	150,000	149,582	149,834	0	29	0	29	0	149,864	0	(3,318)	(3,318)	3,960	.09/01/2024
26441C-AJ-4	DUKE ENERGY CORP		.05/31/2022	Call @ 100.00		200,000	200,000	189,538	199,149	0	563	0	563	0	199,712	0	288	288	4,846	.08/15/2022
278642-AW-3	EBAY INC		.06/28/2022	Transfer		255,591	300,000	306,462	306,017	0	(336)	0	(336)	0	305,681	0	(50,090)	(50,090)	6,458	.03/11/2030
29364D-AR-1	ENTERGY ARKANSAS LLC		.06/28/2022	Transfer		248,763	250,000	249,295	249,889	0	38	0	38	0	249,927	0	(1,164)	(1,164)	4,384	.06/01/2023
29364W-BH-0	ENTERGY LOUISIANA LLC		.06/28/2022	Transfer		413,027	500,000	497,420	497,610	0	99	0	99	0	497,709	0	(84,682)	(84,682)	6,299	.06/15/2032
29670G-AF-9	ESSENTIAL UTILITIES INC		.06/28/2022	Adjustment		247,233	300,000	299,019	299,112	0	44	0	44	0	299,122	0	(51,889)	(51,889)	4,740	.05/01/2031
29717P-AQ-0	ESSEX PORTFOLIO LP		.06/28/2022	Transfer		143,929	150,000	148,929	149,423	0	61	0	61	0	149,485	0	(5,556)	(5,556)	3,558	.04/15/2026
36252S-AU-1	GSMS 2019-GC38 A3 - CMB		.06/28/2022	Transfer		237,814	250,000	252,488	251,787	0	(131)	0	(131)	0	251,656	0	(13,842)	(13,842)	5,323	.02/12/2052
369550-BD-9	GENERAL DYNAMICS CORP		.06/28/2022	Transfer		160,834	160,000	159,386	159,824	0	62	0	62	0	159,886	0	948	948	3,345	.05/15/2023

## SCHEDULE D - PART 4

1	2	3	4	5	6	7	8	9	10	Change In Book/Adjusted Carrying Value					16	17	18	19	20	21
										11	12	13	14	15						
CUSIP Identification	Description	Foreign	Disposal Date	Name of Purchaser	Number of Shares of Stock	Consideration	Par Value	Actual Cost	Prior Year Book/ Adjusted Carrying Value	Unrealized Valuation Increase/ Decrease	Current Year's (Amortization)/ Accretion	Current Year's Other- Than- Temporary Impairment Recognized	Total Change in Book/ Adjusted Carrying Value (11+12-13)	Total Foreign Exchange Change in Book/ Adjusted Carrying Value	Book/ Adjusted Carrying Value at Disposal Date	Foreign Exchange Gain (Loss) on Disposal	Realized Gain (Loss) on Disposal	Total Gain (Loss) on Disposal	Bond Interest/ Stock Dividends Received During Year	Stated Contractual Maturity Date
38141G-YG-3	GOLDMAN SACHS GROUP INC		06/28/2022	Transfer		261,491	300,000	300,000	300,000	0	0	0	0	0	300,000	0	(38,509)	(38,509)	3,701	09/10/2027
391380-AA-3	GREAT-WEST LIFECCO FINANCE 2018 LP		06/28/2022	Transfer		145,272	150,000	149,511	150,000	0	22	0	22	0	149,693	0	(4,421)	(4,421)	3,727	05/17/2028
423012-AF-0	HEINEKEN NV	C	06/28/2022	Transfer		95,702	100,000	99,352	99,604	0	29	0	29	0	99,633	0	(3,931)	(3,931)	3,199	01/29/2028
445658-CF-2	J B HUNT TRANSPORT SERVICES INC		06/28/2022	Transfer		49,149	50,000	49,997	50,000	0	0	0	0	0	50,000	0	(851)	(851)	1,598	03/01/2026
446150-AM-6	HUNTINGTON BANCSHARES INC		06/28/2022	Transfer		84,278	85,000	84,206	84,566	0	59	0	59	0	84,626	0	(348)	(348)	2,106	05/15/2025
46625H-QW-3	JPMORGAN CHASE & CO		06/28/2022	Transfer		193,394	200,000	199,762	199,895	0	11	0	11	0	199,906	0	(6,512)	(6,512)	4,895	04/01/2026
497266-AC-0	KIRBY CORP		06/28/2022	Transfer		92,893	100,000	99,859	99,912	0	6	0	6	0	99,918	0	(7,026)	(7,026)	3,465	03/01/2028
501044-CS-8	KROGER CO		06/28/2022	Transfer		200,894	200,000	209,794	202,462	0	(892)	0	(892)	0	201,570	0	(6,766)	(6,766)	6,994	08/01/2023
524901-AT-2	LEGG MASON INC		06/28/2022	Transfer		150,098	150,000	152,328	150,894	0	(167)	0	(167)	0	150,728	0	(630)	(630)	5,645	07/15/2024
539439-AQ-2	LLOYDS BANKING GROUP PLC	D	06/28/2022	Transfer		185,878	200,000	188,548	191,711	0	517	0	517	0	192,228	0	(6,350)	(6,350)	4,587	11/07/2028
539830-BH-1	LOCKHEED MARTIN CORP		06/28/2022	Call @ 100.00		150,172	150,000	146,829	148,218	0	175	0	175	0	148,393	0	1,014	1,014	5,496	01/15/2026
55279H-AK-6	MANUFACTURERS AND TRADERS TRUST CO		06/28/2022	Transfer		242,647	250,000	249,720	249,905	0	14	0	14	0	249,919	0	(7,273)	(7,273)	6,485	02/06/2025
579780-AK-3	MCCORMICK & COMPANY INC		06/28/2022	Transfer		242,995	250,000	248,158	249,222	0	93	0	93	0	249,315	0	(6,320)	(6,320)	5,033	11/15/2025
58013M-FE-9	MCDONALD'S CORP		06/28/2022	Transfer		100,721	100,000	99,962	99,992	0	3	0	3	0	99,995	0	726	726	2,485	04/01/2023
589331-AT-4	MERCK & CO INC		06/28/2022	Transfer		100,035	100,000	99,965	99,998	0	2	0	2	0	99,999	0	36	36	1,887	09/15/2022
59156R-BH-0	METLIFE INC		06/28/2022	Transfer		250,058	250,000	250,585	250,157	0	(33)	0	(33)	0	250,124	0	(66)	(66)	6,450	04/10/2024
606822-BD-5	MITSUBISHI UFJ FINANCIAL GROUP INC	C	06/28/2022	Transfer		99,095	100,000	100,000	100,000	0	0	0	0	0	100,000	0	(905)	(905)	2,754	03/07/2024
61746B-EF-9	MORGAN STANLEY		06/28/2022	Transfer		192,402	200,000	190,554	193,721	0	553	0	553	0	194,273	0	(1,871)	(1,871)	6,807	01/20/2027
65339K-BW-9	NEXTERA ENERGY																			

ANNUAL STATEMENT FOR THE YEAR 2022 OF THE HANOVER NEW JERSEY INSURANCE COMPANY

**SCHEDULE D - PART 4**

Showing All Long-Term Bonds and Stocks SOLD, REDEEMED or Otherwise DISPOSED OF During Current Year

1	2	3	4	5	6	7	8	9	10	Change In Book/Adjusted Carrying Value					16	17	18	19	20	21
										11	12	13	14	15						
CUSIP Identi- fication	Description	For- eign	Disposal Date	Name of Purchaser	Number of Shares of Stock	Con- sideration	Par Value	Actual Cost	Prior Year Book/ Adjusted Carrying Value	Unrealized Valuation Increase/ Decrease	Current Year's (Amor- tization)/ Accretion	Current Year's Other- Than- Temporary Impairment Recognized	Total Change in Book/ Adjusted Carrying Value (11+12-13)	Total Foreign Exchange Change in Book/ Adjusted Carrying Value	Book/ Adjusted Carrying Value at Disposal Date	Foreign Exchange Gain (Loss) on Disposal	Realized Gain (Loss) on Disposal	Total Gain (Loss) on Disposal	Bond Interest/ Stock Dividends Received During Year	Stated Con- tractual Maturity Date
5989999999. Total - Common Stocks						0	XXX	0	0	0	0	0	0	0	0	0	0	0	0	XXX
5999999999. Total - Preferred and Common Stocks						0	XXX	0	0	0	0	0	0	0	0	0	0	0	0	XXX
6009999999 - Totals						27,098,620	XXX	29,587,399	29,601,076	0	(767)	0	(767)	0	29,600,276	0	(2,505,953)	(2,505,953)	546,786	XXX

Schedule D - Part 5 - Long Term Bonds and Stocks Acquired and Fully Disposed Of

**N O N E**

Schedule D-Part 6-Section 1-Valuation of Shares of Subsidiary, Controlled or Affiliated Companies

**N O N E**

Schedule D - Part 6 - Section 2

**N O N E**

Schedule DA - Part 1 - Short-Term Investments Owned

**N O N E**

Schedule DB - Part A - Section 1 - Options, Caps, Floors, Collars, Swaps and Forwards Open

**N O N E**

Schedule DB - Part A - Section 2 - Options, Caps, Floors, Collars, Swaps and Forwards Terminated

**N O N E**

Schedule DB - Part B - Section 1 - Futures Contracts Open

**N O N E**

Schedule DB - Part B - Section 1B - Brokers with whom cash deposits have been made

**N O N E**

Schedule DB - Part B - Section 2 - Futures Contracts Terminated

**N O N E**

Schedule DB - Part D - Section 1 - Counterparty Exposure for Derivative Instruments Open

**N O N E**

Schedule DB - Part D - Section 2 - Collateral for Derivative Instruments Open - Pledged By

**N O N E**

Schedule DB - Part D - Section 2 - Collateral for Derivative Instruments Open - Pledged To

**N O N E**

Schedule DB - Part E - Derivatives Hedging Variable Annuity Guarantees as of December 31 of  
Current Year

**N O N E**

Schedule DL - Part 1 - Reinvested Collateral Assets Owned

**N O N E**

Schedule DL - Part 2 - Reinvested Collateral Assets Owned

**N O N E**

## SCHEDULE E - PART 1 - CASH

TOTALS OF DEPOSITORY BALANCES ON THE LAST DAY OF EACH MONTH DURING THE CURRENT YEAR											
1.	January.....	1,438,451	4.	April.....	2,077,077	7.	July.....	8,959,397	10.	October.....	216,800
2.	February.....	1,830,434	5.	May.....	2,749,117	8.	August.....	8,979,972	11.	November.....	5,217,394
3.	March.....	1,991,829	6.	June.....	10,410,819	9.	September.....	186,855	12.	December.....	5,222,762

## SCHEDULE E - PART 2 - CASH EQUIVALENTS

1	2	3	4	5	6	7	8	9
CUSIP	Description	Code	Date Acquired	Rate of Interest	Maturity Date	Book/Adjusted Carrying Value	Amount of Interest Due and Accrued	Amount Received During Year
NONE								
8609999999 - Total Cash Equivalents								

Line Number	Book/Adjusted Carrying Value by NAIC Designation Category Footnote:						
1A	1A ..\$ .....	1B ..\$ .....	1C ..\$ .....	1D ..\$ .....	1E ..\$ .....	1F ..\$ .....	1G ..\$ .....
1B	2A ..\$ .....	2B ..\$ .....	2C ..\$ .....				
1C	3A ..\$ .....	3B ..\$ .....	3C ..\$ .....				
1D	4A ..\$ .....	4B ..\$ .....	4C ..\$ .....				
1E	5A ..\$ .....	5B ..\$ .....	5C ..\$ .....				
1F	6 ..\$ .....						



SCHEDULE E - PART 3 - SPECIAL DEPOSITS

	1	2	Deposits For the Benefit of All Policyholders		All Other Special Deposits	
			3	4	5	6
States, Etc.	Type of Deposit	Purpose of Deposit	Book/Adjusted Carrying Value	Fair Value	Book/Adjusted Carrying Value	Fair Value
1. Alabama .....	AL		0	0	0	0
2. Alaska .....	AK		0	0	0	0
3. Arizona .....	AZ		0	0	0	0
4. Arkansas .....	AR		0	0	0	0
5. California .....	CA		0	0	0	0
6. Colorado .....	CO		0	0	0	0
7. Connecticut .....	CT		0	0	0	0
8. Delaware .....	DE		0	0	0	0
9. District of Columbia .....	DC		0	0	0	0
10. Florida .....	FL		0	0	0	0
11. Georgia .....	GA		0	0	0	0
12. Hawaii .....	HI		0	0	0	0
13. Idaho .....	ID		0	0	0	0
14. Illinois .....	IL		0	0	0	0
15. Indiana .....	IN		0	0	0	0
16. Iowa .....	IA		0	0	0	0
17. Kansas .....	KS		0	0	0	0
18. Kentucky .....	KY		0	0	0	0
19. Louisiana .....	LA		0	0	0	0
20. Maine .....	ME		0	0	0	0
21. Maryland .....	MD		0	0	0	0
22. Massachusetts .....	MA		0	0	0	0
23. Michigan .....	MI		0	0	0	0
24. Minnesota .....	MN		0	0	0	0
25. Mississippi .....	MS		0	0	0	0
26. Missouri .....	MO		0	0	0	0
27. Montana .....	MT		0	0	0	0
28. Nebraska .....	NE		0	0	0	0
29. Nevada .....	NV		0	0	0	0
30. New Hampshire .....	NH	B FOR BENEFIT OF ALL POLICYHOLDERS .....	100,000	100,000	0	0
31. New Jersey .....	NJ		0	0	0	0
32. New Mexico .....	NM		0	0	0	0
33. New York .....	NY		0	0	0	0
34. North Carolina .....	NC		0	0	0	0
35. North Dakota .....	ND		0	0	0	0
36. Ohio .....	OH		0	0	0	0
37. Oklahoma .....	OK		0	0	0	0
38. Oregon .....	OR		0	0	0	0
39. Pennsylvania .....	PA		0	0	0	0
40. Rhode Island .....	RI		0	0	0	0
41. South Carolina .....	SC		0	0	0	0
42. South Dakota .....	SD		0	0	0	0
43. Tennessee .....	TN		0	0	0	0
44. Texas .....	TX		0	0	0	0
45. Utah .....	UT		0	0	0	0
46. Vermont .....	VT		0	0	0	0
47. Virginia .....	VA		0	0	0	0
48. Washington .....	WA		0	0	0	0
49. West Virginia .....	WV		0	0	0	0
50. Wisconsin .....	WI		0	0	0	0
51. Wyoming .....	WY		0	0	0	0
52. American Samoa .....	AS		0	0	0	0
53. Guam .....	GU		0	0	0	0
54. Puerto Rico .....	PR		0	0	0	0
55. U.S. Virgin Islands .....	VI		0	0	0	0
56. Northern Mariana Islands .....	MP		0	0	0	0
57. Canada .....	CAN		0	0	0	0
58. Aggregate Alien and Other .....	OT	XXX	0	0	0	0
59. Subtotal	XXX	XXX	100,000	100,000	0	0
DETAILS OF WRITE-INS						
5801. ....						
5802. ....						
5803. ....						
5898. Summary of remaining write-ins for Line 58 from overflow page .....	XXX	XXX	0	0	0	0
5899. Totals (Lines 5801 thru 5803 plus 5898)(Line 58 above)	XXX	XXX	0	0	0	0

ANNUAL STATEMENT BLANK

ALPHABETICAL INDEX

Assets .....	2
Cash Flow .....	5
Exhibit of Capital Gains (Losses) .....	12
Exhibit of Net Investment Income .....	12
Exhibit of Nonadmitted Assets .....	13
Exhibit of Premiums and Losses (State Page) .....	19
Five-Year Historical Data .....	17
General Interrogatories .....	15
Jurat Page .....	1
Liabilities, Surplus and Other Funds .....	3
Notes To Financial Statements .....	14
Overflow Page For Write-ins .....	101
Schedule A - Part 1 .....	E01
Schedule A - Part 2 .....	E02
Schedule A - Part 3 .....	E03
Schedule A - Verification Between Years .....	SI02
Schedule B - Part 1 .....	E04
Schedule B - Part 2 .....	E05
Schedule B - Part 3.....	E06
Schedule B - Verification Between Years .....	SI02
Schedule BA - Part 1 .....	E07
Schedule BA - Part 2 .....	E08
Schedule BA - Part 3.....	E09
Schedule BA - Verification Between Years .....	SI03
Schedule D - Part 1 .....	E10
Schedule D - Part 1A - Section 1 .....	SI05
Schedule D - Part 1A - Section 2 .....	SI08
Schedule D - Part 2 - Section 1 .....	E11
Schedule D - Part 2 - Section 2 .....	E12
Schedule D - Part 3 .....	E13
Schedule D - Part 4 .....	E14
Schedule D - Part 5 .....	E15
Schedule D - Part 6 - Section 1 .....	E16
Schedule D - Part 6 - Section 2 .....	E16
Schedule D - Summary By Country .....	SI04
Schedule D - Verification Between Years .....	SI03
Schedule DA - Part 1 .....	E17
Schedule DA - Verification Between Years .....	SI10
Schedule DB - Part A - Section 1 .....	E18
Schedule DB - Part A - Section 2 .....	E19
Schedule DB - Part A - Verification Between Years .....	SI11
Schedule DB - Part B - Section 1 .....	E20
Schedule DB - Part B - Section 2 .....	E21
Schedule DB - Part B - Verification Between Years .....	SI11
Schedule DB - Part C - Section 1 .....	SI12
Schedule DB - Part C - Section 2 .....	SI13
Schedule DB - Part D - Section 1 .....	E22
Schedule DB - Part D - Section 2 .....	E23
Schedule DB - Part E .....	E24
Schedule DB - Verification .....	SI14
Schedule DL - Part 1 .....	E25
Schedule DL - Part 2 .....	E26
Schedule E - Part 1 - Cash .....	E27
Schedule E - Part 2 - Cash Equivalents .....	E28
Schedule E - Part 2 - Verification Between Years .....	SI15
Schedule E - Part 3 - Special Deposits .....	E29
Schedule F - Part 1 .....	20
Schedule F - Part 2 .....	21
Schedule F - Part 3 .....	22
Schedule F - Part 4 .....	27
Schedule F - Part 5 .....	28
Schedule F - Part 6 .....	29
Schedule H - Accident and Health Exhibit - Part 1 .....	30
Schedule H - Part 2, Part 3 and 4 .....	31
Schedule H - Part 5 - Health Claims .....	32

ANNUAL STATEMENT BLANK (Continued)

Schedule P - Part 1 - Summary .....	33
Schedule P - Part 1A - Homeowners/Farmowners .....	35
Schedule P - Part 1B - Private Passenger Auto Liability/Medical .....	36
Schedule P - Part 1C - Commercial Auto/Truck Liability/Medical .....	37
Schedule P - Part 1D - Workers' Compensation (Excluding Excess Workers' Compensation) .....	38
Schedule P - Part 1E - Commercial Multiple Peril .....	39
Schedule P - Part 1F - Section 1 - Medical Professional Liability - Occurrence .....	40
Schedule P - Part 1F - Section 2 - Medical Professional Liability - Claims-Made .....	41
Schedule P - Part 1G - Special Liability (Ocean, Marine, Aircraft (All Perils), Boiler and Machinery) .....	42
Schedule P - Part 1H - Section 1 - Other Liability-Occurrence .....	43
Schedule P - Part 1H - Section 2 - Other Liability - Claims-Made .....	44
Schedule P - Part 1I - Special Property (Fire, Allied Lines, Inland Marine, Earthquake, Burglary & Theft) .....	45
Schedule P - Part 1J - Auto Physical Damage .....	46
Schedule P - Part 1K - Fidelity/Surety .....	47
Schedule P - Part 1L - Other (Including Credit, Accident and Health) .....	48
Schedule P - Part 1M - International .....	49
Schedule P - Part 1N - Reinsurance - Nonproportional Assumed Property .....	50
Schedule P - Part 1O - Reinsurance - Nonproportional Assumed Liability .....	51
Schedule P - Part 1P - Reinsurance - Nonproportional Assumed Financial Lines .....	52
Schedule P - Part 1R - Section 1 - Products Liability - Occurrence .....	53
Schedule P - Part 1R - Section 2 - Products Liability - Claims-Made .....	54
Schedule P - Part 1S - Financial Guaranty/Mortgage Guaranty .....	55
Schedule P - Part 1T - Warranty .....	56
Schedule P - Part 2, Part 3 and Part 4 - Summary .....	34
Schedule P - Part 2A - Homeowners/Farmowners .....	57
Schedule P - Part 2B - Private Passenger Auto Liability/Medical .....	57
Schedule P - Part 2C - Commercial Auto/Truck Liability/Medical .....	57
Schedule P - Part 2D - Workers' Compensation (Excluding Excess Workers' Compensation) .....	57
Schedule P - Part 2E - Commercial Multiple Peril .....	57
Schedule P - Part 2F - Section 1 - Medical Professional Liability - Occurrence .....	58
Schedule P - Part 2F - Section 2 - Medical Professional Liability - Claims-Made .....	58
Schedule P - Part 2G - Special Liability (Ocean Marine, Aircraft (All Perils), Boiler and Machinery) .....	58
Schedule P - Part 2H - Section 1 - Other Liability - Occurrence .....	58
Schedule P - Part 2H - Section 2 - Other Liability - Claims-Made .....	58
Schedule P - Part 2I - Special Property (Fire, Allied Lines, Inland Marine, Earthquake, Burglary, and Theft) .....	59
Schedule P - Part 2J - Auto Physical Damage .....	59
Schedule P - Part 2K - Fidelity, Surety .....	59
Schedule P - Part 2L - Other (Including Credit, Accident and Health) .....	59
Schedule P - Part 2M - International .....	59
Schedule P - Part 2N - Reinsurance - Nonproportional Assumed Property .....	60
Schedule P - Part 2O - Reinsurance - Nonproportional Assumed Liability .....	60
Schedule P - Part 2P - Reinsurance - Nonproportional Assumed Financial Lines .....	60
Schedule P - Part 2R - Section 1 - Products Liability - Occurrence .....	61
Schedule P - Part 2R - Section 2 - Products Liability - Claims-Made .....	61
Schedule P - Part 2S - Financial Guaranty/Mortgage Guaranty .....	61
Schedule P - Part 2T - Warranty .....	61
Schedule P - Part 3A - Homeowners/Farmowners .....	62
Schedule P - Part 3B - Private Passenger Auto Liability/Medical .....	62
Schedule P - Part 3C - Commercial Auto/Truck Liability/Medical .....	62
Schedule P - Part 3D - Workers' Compensation (Excluding Excess Workers' Compensation) .....	62
Schedule P - Part 3E - Commercial Multiple Peril .....	62
Schedule P - Part 3F - Section 1 - Medical Professional Liability - Occurrence .....	63
Schedule P - Part 3F - Section 2 - Medical Professional Liability - Claims-Made .....	63
Schedule P - Part 3G - Special Liability (Ocean Marine, Aircraft (All Perils), Boiler and Machinery) .....	63
Schedule P - Part 3H - Section 1 - Other Liability - Occurrence .....	63
Schedule P - Part 3H - Section 2 - Other Liability - Claims-Made .....	63
Schedule P - Part 3I - Special Property (Fire, Allied Lines, Inland Marine, Earthquake, Burglary, and Theft) .....	64
Schedule P - Part 3J - Auto Physical Damage .....	64
Schedule P - Part 3K - Fidelity/Surety .....	64
Schedule P - Part 3L - Other (Including Credit, Accident and Health) .....	64
Schedule P - Part 3M - International .....	64
Schedule P - Part 3N - Reinsurance - Nonproportional Assumed Property .....	65
Schedule P - Part 3O - Reinsurance - Nonproportional Assumed Liability .....	65
Schedule P - Part 3P - Reinsurance - Nonproportional Assumed Financial Lines .....	65
Schedule P - Part 3R - Section 1 - Products Liability - Occurrence .....	66
Schedule P - Part 3R - Section 2 - Products Liability - Claims-Made .....	66
Schedule P - Part 3S - Financial Guaranty/Mortgage Guaranty .....	66
Schedule P - Part 3T - Warranty .....	66

ANNUAL STATEMENT BLANK (Continued)

Schedule P - Part 4A - Homeowners/Farmowners .....	67
Schedule P - Part 4B - Private Passenger Auto Liability/Medical .....	67
Schedule P - Part 4C - Commercial Auto/Truck Liability/Medical .....	67
Schedule P - Part 4D - Workers' Compensation (Excluding Excess Workers' Compensation) .....	67
Schedule P - Part 4E - Commercial Multiple Peril .....	67
Schedule P - Part 4F - Section 1 - Medical Professional Liability - Occurrence .....	68
Schedule P - Part 4F - Section 2 - Medical Professional Liability - Claims-Made .....	68
Schedule P - Part 4G - Special Liability (Ocean Marine, Aircraft (All Perils), Boiler and Machinery) .....	68
Schedule P - Part 4H - Section 1 - Other Liability - Occurrence .....	68
Schedule P - Part 4H - Section 2 - Other Liability - Claims-Made .....	68
Schedule P - Part 4I - Special Property (Fire, Allied Lines, Inland Marine, Earthquake, Burglary and Theft) .....	69
Schedule P - Part 4J - Auto Physical Damage .....	69
Schedule P - Part 4K - Fidelity/Surety .....	69
Schedule P - Part 4L - Other (Including Credit, Accident and Health) .....	69
Schedule P - Part 4M - International .....	69
Schedule P - Part 4N - Reinsurance - Nonproportional Assumed Property .....	70
Schedule P - Part 4O - Reinsurance - Nonproportional Assumed Liability .....	70
Schedule P - Part 4P - Reinsurance - Nonproportional Assumed Financial Lines .....	70
Schedule P - Part 4R - Section 1 - Products Liability - Occurrence .....	71
Schedule P - Part 4R - Section 2 - Products Liability - Claims-Made .....	71
Schedule P - Part 4S - Financial Guaranty/Mortgage Guaranty .....	71
Schedule P - Part 4T - Warranty .....	71
Schedule P - Part 5A - Homeowners/Farmowners .....	72
Schedule P - Part 5B - Private Passenger Auto Liability/Medical .....	73
Schedule P - Part 5C - Commercial Auto/Truck Liability/Medical .....	74
Schedule P - Part 5D - Workers' Compensation (Excluding Excess Workers' Compensation) .....	75
Schedule P - Part 5E - Commercial Multiple Peril .....	76
Schedule P - Part 5F - Medical Professional Liability - Claims-Made .....	78
Schedule P - Part 5F - Medical Professional Liability - Occurrence .....	77
Schedule P - Part 5H - Other Liability - Claims-Made .....	80
Schedule P - Part 5H - Other Liability - Occurrence .....	79
Schedule P - Part 5R - Products Liability - Claims-Made .....	82
Schedule P - Part 5R - Products Liability - Occurrence .....	81
Schedule P - Part 5T - Warranty .....	83
Schedule P - Part 6C - Commercial Auto/Truck Liability/Medical .....	84
Schedule P - Part 6D - Workers' Compensation (Excluding Excess Workers' Compensation) .....	84
Schedule P - Part 6E - Commercial Multiple Peril .....	85
Schedule P - Part 6H - Other Liability - Claims-Made .....	86
Schedule P - Part 6H - Other Liability - Occurrence .....	85
Schedule P - Part 6M - International .....	86
Schedule P - Part 6N - Reinsurance - Nonproportional Assumed Property .....	87
Schedule P - Part 6O - Reinsurance - Nonproportional Assumed Liability .....	87
Schedule P - Part 6R - Products Liability - Claims-Made .....	88
Schedule P - Part 6R - Products Liability - Occurrence .....	88
Schedule P - Part 7A - Primary Loss Sensitive Contracts .....	89
Schedule P - Part 7B - Reinsurance Loss Sensitive Contracts .....	91
Schedule P Interrogatories .....	93
Schedule T - Exhibit of Premiums Written .....	94
Schedule T - Part 2 - Interstate Compact .....	95
Schedule Y - Information Concerning Activities of Insurer Members of a Holding Company Group .....	96
Schedule Y - Part 1A - Detail of Insurance Holding Company System .....	97
Schedule Y - Part 2 - Summary of Insurer's Transactions With Any Affiliates .....	98
Schedule Y - Part 3 - Ultimate Controlling Party and Listing of Other U.S. Insurance Groups or Entities Under That Ultimate Controlling Party's Control .....	99
Statement of Income .....	4
Summary Investment Schedule .....	SI01
Supplemental Exhibits and Schedules Interrogatories .....	100
Underwriting and Investment Exhibit Part 1 .....	6
Underwriting and Investment Exhibit Part 1A .....	7
Underwriting and Investment Exhibit Part 1B .....	8
Underwriting and Investment Exhibit Part 2 .....	9
Underwriting and Investment Exhibit Part 2A .....	10
Underwriting and Investment Exhibit Part 3 .....	11