



PROPERTY AND CASUALTY COMPANIES - ASSOCIATION EDITION

ANNUAL STATEMENT
FOR THE YEAR ENDED DECEMBER 31, 2022
OF THE CONDITION AND AFFAIRS OF THE

The Hanover National Insurance Company

NAIC Group Code 0088 (Current) 0088 (Prior) NAIC Company Code 13147 Employer's ID Number 74-3242673

Organized under the Laws of New Hampshire, State of Domicile or Port of Entry NH
Country of Domicile United States of America

Incorporated/Organized 09/21/2007 Commenced Business

Statutory Home Office 4 Bedford Farms Drive, Suite 107 (Street and Number) Bedford, NH, US 03110-5905 (City or Town, State, Country and Zip Code)

Main Administrative Office 440 Lincoln Street (Street and Number) Worcester, MA, US 01653-0002 (City or Town, State, Country and Zip Code) 508-853-7200 (Area Code) (Telephone Number)

Mail Address 440 Lincoln Street (Street and Number or P.O. Box) Worcester, MA, US 01653-0002 (City or Town, State, Country and Zip Code)

Primary Location of Books and Records 440 Lincoln Street (Street and Number) Worcester, MA, US 01653-0002 (City or Town, State, Country and Zip Code) 508-853-7200-8557928 (Area Code) (Telephone Number)

Internet Website Address WWW.HANOVER.COM

Statutory Statement Contact Dennis M. Hazelwood (Name) 508-853-7200-8557928 (Area Code) (Telephone Number)
DHAZELWOOD@HANOVER.COM (E-mail Address) 508-853-6332 (FAX Number)

OFFICERS

President John Conner Roche Vice President & Treasurer Nathaniel William Clarkin
Senior Vice President & Secretary Charles Frederick Cronin

OTHER

Jeffrey Mark Farber, Executive Vice President & CFO Dennis Francis Kerrigan Jr., Executive Vice President & GC Willard Ty-Lunn Lee, Executive Vice President
Denise Maureen Lowsley, Executive Vice President Bryan James Salvatore, Executive Vice President Mark Joseph Welzenbach, Executive Vice President

DIRECTORS OR TRUSTEES

Warren Ellison Barnes Jeffrey Mark Farber Lindsay France Greenfield
Dennis Francis Kerrigan Jr. Richard William Lavey Willard Ty-Lunn Lee
Denise Maureen Lowsley John Conner Roche Bryan James Salvatore

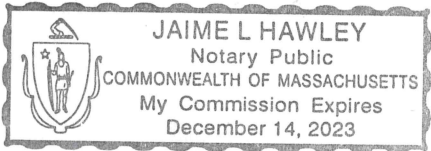
State of Massachusetts SS
County of Worcester

The officers of this reporting entity being duly sworn, each depose and say that they are the described officers of said reporting entity, and that on the reporting period stated above, all of the herein described assets were the absolute property of the said reporting entity, free and clear from any liens or claims thereon, except as herein stated, and that this statement, together with related exhibits, schedules and explanations therein contained, annexed or referred to, is a full and true statement of all the assets and liabilities and of the condition and affairs of the said reporting entity as of the reporting period stated above, and of its income and deductions therefrom for the period ended, and have been completed in accordance with the NAIC Annual Statement Instructions and Accounting Practices and Procedures manual except to the extent that: (1) state law may differ; or, (2) that state rules or regulations require differences in reporting not related to accounting practices and procedures, according to the best of their information, knowledge and belief, respectively. Furthermore, the scope of this attestation by the described officers also includes the related corresponding electronic filing with the NAIC, when required, that is an exact copy (except for formatting differences due to electronic filing) of the enclosed statement. The electronic filing may be requested by various regulators in lieu of or in addition to the enclosed statement.

John Conner Roche President
Charles Frederick Cronin Senior Vice President & Secretary
Nathaniel William Clarkin Vice President & Treasurer

Subscribed and sworn to before me this 2nd day of February, 2023
Jaime Hawley Notary
December 14, 2023

- a. Is this an original filing? Yes [X] No []
b. If no,
1. State the amendment number.....
2. Date filed
3. Number of pages attached.....



ANNUAL STATEMENT FOR THE YEAR 2022 OF THE HANOVER NATIONAL INSURANCE COMPANY

ASSETS

	Current Year			Prior Year
	1 Assets	2 Nonadmitted Assets	3 Net Admitted Assets (Cols. 1 - 2)	4 Net Admitted Assets
1. Bonds (Schedule D)	11,671,319	0	11,671,319	11,758,230
2. Stocks (Schedule D):				
2.1 Preferred stocks	0	0	0	0
2.2 Common stocks	0	0	0	0
3. Mortgage loans on real estate (Schedule B):				
3.1 First liens	0	0	0	0
3.2 Other than first liens.....	0	0	0	0
4. Real estate (Schedule A):				
4.1 Properties occupied by the company (less \$0 encumbrances)	0	0	0	0
4.2 Properties held for the production of income (less \$0 encumbrances)	0	0	0	0
4.3 Properties held for sale (less \$0 encumbrances)	0	0	0	0
5. Cash (\$ 432,294 , Schedule E - Part 1), cash equivalents (\$0 , Schedule E - Part 2) and short-term investments (\$0 , Schedule DA)	432,294	0	432,294	405,105
6. Contract loans (including \$0 premium notes)	0	0	0	0
7. Derivatives (Schedule DB)	0	0	0	0
8. Other invested assets (Schedule BA)	0	0	0	0
9. Receivable for securities	0	0	0	0
10. Securities lending reinvested collateral assets (Schedule DL)	0	0	0	0
11. Aggregate write-ins for invested assets	0	0	0	0
12. Subtotals, cash and invested assets (Lines 1 to 11)	12,103,613	0	12,103,613	12,163,335
13. Title plants less \$0 charged off (for Title insurers only)	0	0	0	0
14. Investment income due and accrued	73,275	0	73,275	76,438
15. Premiums and considerations:				
15.1 Uncollected premiums and agents' balances in the course of collection.....	0	0	0	0
15.2 Deferred premiums, agents' balances and installments booked but deferred and not yet due (including \$0 earned but unbilled premiums)	0	0	0	0
15.3 Accrued retrospective premiums (\$0) and contracts subject to redetermination (\$0)	0	0	0	0
16. Reinsurance:				
16.1 Amounts recoverable from reinsurers	0	0	0	0
16.2 Funds held by or deposited with reinsured companies	0	0	0	0
16.3 Other amounts receivable under reinsurance contracts	0	0	0	0
17. Amounts receivable relating to uninsured plans	0	0	0	0
18.1 Current federal and foreign income tax recoverable and interest thereon	0	0	0	1,533
18.2 Net deferred tax asset	0	0	0	0
19. Guaranty funds receivable or on deposit	0	0	0	0
20. Electronic data processing equipment and software	0	0	0	0
21. Furniture and equipment, including health care delivery assets (\$0)	0	0	0	0
22. Net adjustment in assets and liabilities due to foreign exchange rates	0	0	0	0
23. Receivables from parent, subsidiaries and affiliates	0	0	0	0
24. Health care (\$0) and other amounts receivable	0	0	0	0
25. Aggregate write-ins for other than invested assets	0	0	0	0
26. Total assets excluding Separate Accounts, Segregated Accounts and Protected Cell Accounts (Lines 12 to 25)	12,176,888	0	12,176,888	12,241,306
27. From Separate Accounts, Segregated Accounts and Protected Cell Accounts	0	0	0	0
28. Total (Lines 26 and 27)	12,176,888	0	12,176,888	12,241,306
DETAILS OF WRITE-INS				
1101.				
1102.				
1103.				
1198. Summary of remaining write-ins for Line 11 from overflow page	0	0	0	0
1199. Totals (Lines 1101 thru 1103 plus 1198)(Line 11 above)	0	0	0	0
2501.				
2502.				
2503.				
2598. Summary of remaining write-ins for Line 25 from overflow page	0	0	0	0
2599. Totals (Lines 2501 thru 2503 plus 2598)(Line 25 above)	0	0	0	0

ANNUAL STATEMENT FOR THE YEAR 2022 OF THE HANOVER NATIONAL INSURANCE COMPANY

LIABILITIES, SURPLUS AND OTHER FUNDS

	1 Current Year	2 Prior Year
1. Losses (Part 2A, Line 35, Column 8)	0	0
2. Reinsurance payable on paid losses and loss adjustment expenses (Schedule F, Part 1, Column 6)	0	0
3. Loss adjustment expenses (Part 2A, Line 35, Column 9)	0	0
4. Commissions payable, contingent commissions and other similar charges	0	0
5. Other expenses (excluding taxes, licenses and fees)	0	0
6. Taxes, licenses and fees (excluding federal and foreign income taxes)	0	0
7.1 Current federal and foreign income taxes (including \$0 on realized capital gains (losses))	811	0
7.2 Net deferred tax liability	7,411	4,974
8. Borrowed money \$0 and interest thereon \$0	0	0
9. Unearned premiums (Part 1A, Line 38, Column 5) (after deducting unearned premiums for ceded reinsurance of \$0 and including warranty reserves of \$0 and accrued accident and health experience rating refunds including \$0 for medical loss ratio rebate per the Public Health Service Act)	0	0
10. Advance premium	0	0
11. Dividends declared and unpaid:		
11.1 Stockholders	0	0
11.2 Policyholders	0	0
12. Ceded reinsurance premiums payable (net of ceding commissions)	0	0
13. Funds held by company under reinsurance treaties (Schedule F, Part 3, Column 20)	0	0
14. Amounts withheld or retained by company for account of others	0	0
15. Remittances and items not allocated	0	0
16. Provision for reinsurance (including \$0 certified) (Schedule F, Part 3, Column 78)	0	0
17. Net adjustments in assets and liabilities due to foreign exchange rates	0	0
18. Drafts outstanding	0	0
19. Payable to parent, subsidiaries and affiliates	806	886
20. Derivatives	0	0
21. Payable for securities	0	0
22. Payable for securities lending	0	0
23. Liability for amounts held under uninsured plans	0	0
24. Capital notes \$0 and interest thereon \$0	0	0
25. Aggregate write-ins for liabilities	0	0
26. Total liabilities excluding protected cell liabilities (Lines 1 through 25)	9,028	5,860
27. Protected cell liabilities	0	0
28. Total liabilities (Lines 26 and 27)	9,028	5,860
29. Aggregate write-ins for special surplus funds	0	0
30. Common capital stock	1,000,000	1,000,000
31. Preferred capital stock	0	0
32. Aggregate write-ins for other than special surplus funds	0	0
33. Surplus notes	0	0
34. Gross paid in and contributed surplus	9,000,000	9,000,000
35. Unassigned funds (surplus)	2,167,860	2,235,446
36. Less treasury stock, at cost:		
36.10 shares common (value included in Line 30 \$0)	0	0
36.20 shares preferred (value included in Line 31 \$0)	0	0
37. Surplus as regards policyholders (Lines 29 to 35, less 36) (Page 4, Line 39)	12,167,860	12,235,446
38. TOTALS (Page 2, Line 28, Col. 3)	12,176,888	12,241,306
DETAILS OF WRITE-INS		
2501.		
2502.		
2503.		
2598. Summary of remaining write-ins for Line 25 from overflow page	0	0
2599. Totals (Lines 2501 thru 2503 plus 2598)(Line 25 above)	0	0
2901.		
2902.		
2903.		
2998. Summary of remaining write-ins for Line 29 from overflow page	0	0
2999. Totals (Lines 2901 thru 2903 plus 2998)(Line 29 above)	0	0
3201.		
3202.		
3203.		
3298. Summary of remaining write-ins for Line 32 from overflow page	0	0
3299. Totals (Lines 3201 thru 3203 plus 3298)(Line 32 above)	0	0

STATEMENT OF INCOME

	1 Current Year	2 Prior Year
UNDERWRITING INCOME		
1. Premiums earned (Part 1, Line 35, Column 4).....	0	0
DEDUCTIONS:		
2. Losses incurred (Part 2, Line 35, Column 7)	0	0
3. Loss adjustment expenses incurred (Part 3, Line 25, Column 1)	0	0
4. Other underwriting expenses incurred (Part 3, Line 25, Column 2)	0	0
5. Aggregate write-ins for underwriting deductions	0	0
6. Total underwriting deductions (Lines 2 through 5)	0	0
7. Net income of protected cells	0	0
8. Net underwriting gain (loss) (Line 1 minus Line 6 plus Line 7)	0	0
INVESTMENT INCOME		
9. Net investment income earned (Exhibit of Net Investment Income, Line 17)	297,320	338,476
10. Net realized capital gains (losses) less capital gains tax of \$(254) (Exhibit of Capital Gains (Losses))	(2,871)	(4,717)
11. Net investment gain (loss) (Lines 9 + 10)	294,449	333,759
OTHER INCOME		
12. Net gain (loss) from agents' or premium balances charged off (amount recovered \$0 amount charged off \$0)	0	0
13. Finance and service charges not included in premiums	0	0
14. Aggregate write-ins for miscellaneous income	0	0
15. Total other income (Lines 12 through 14)	0	0
16. Net income before dividends to policyholders, after capital gains tax and before all other federal and foreign income taxes (Lines 8 + 11 + 15)	294,449	333,759
17. Dividends to policyholders	0	0
18. Net income, after dividends to policyholders, after capital gains tax and before all other federal and foreign income taxes (Line 16 minus Line 17)	294,449	333,759
19. Federal and foreign income taxes incurred	59,598	61,335
20. Net income (Line 18 minus Line 19)(to Line 22)	234,851	272,424
CAPITAL AND SURPLUS ACCOUNT		
21. Surplus as regards policyholders, December 31 prior year (Page 4, Line 39, Column 2)	12,235,446	12,164,962
22. Net income (from Line 20)	234,851	272,424
23. Net transfers (to) from Protected Cell accounts	0	0
24. Change in net unrealized capital gains or (losses) less capital gains tax of \$0	0	0
25. Change in net unrealized foreign exchange capital gain (loss)	0	0
26. Change in net deferred income tax	(2,437)	(1,940)
27. Change in nonadmitted assets (Exhibit of Nonadmitted Assets, Line 28, Col. 3)	0	0
28. Change in provision for reinsurance (Page 3, Line 16, Column 2 minus Column 1)	0	0
29. Change in surplus notes	0	0
30. Surplus (contributed to) withdrawn from protected cells	0	0
31. Cumulative effect of changes in accounting principles	0	0
32. Capital changes:		
32.1 Paid in	0	0
32.2 Transferred from surplus (Stock Dividend)	0	0
32.3 Transferred to surplus	0	0
33. Surplus adjustments:		
33.1 Paid in	0	0
33.2 Transferred to capital (Stock Dividend)	0	0
33.3 Transferred from capital	0	0
34. Net remittances from or (to) Home Office	0	0
35. Dividends to stockholders	(300,000)	(200,000)
36. Change in treasury stock (Page 3, Lines 36.1 and 36.2, Column 2 minus Column 1)	0	0
37. Aggregate write-ins for gains and losses in surplus	0	0
38. Change in surplus as regards policyholders for the year (Lines 22 through 37)	(67,586)	70,484
39. Surplus as regards policyholders, December 31 current year (Line 21 plus Line 38) (Page 3, Line 37)	12,167,860	12,235,446
DETAILS OF WRITE-INS		
0501.		
0502.		
0503.		
0598. Summary of remaining write-ins for Line 5 from overflow page	0	0
0599. Totals (Lines 0501 thru 0503 plus 0598)(Line 5 above)	0	0
1401.		
1402.		
1403.		
1498. Summary of remaining write-ins for Line 14 from overflow page	0	0
1499. Totals (Lines 1401 thru 1403 plus 1498)(Line 14 above)	0	0
3701.		
3702.		
3703.		
3798. Summary of remaining write-ins for Line 37 from overflow page	0	0
3799. Totals (Lines 3701 thru 3703 plus 3798)(Line 37 above)	0	0

ANNUAL STATEMENT FOR THE YEAR 2022 OF THE HANOVER NATIONAL INSURANCE COMPANY

CASH FLOW

	1	2
	Current Year	Prior Year
Cash from Operations		
1. Premiums collected net of reinsurance	0	0
2. Net investment income	299,186	343,965
3. Miscellaneous income	0	0
4. Total (Lines 1 through 3)	299,186	343,965
5. Benefit and loss related payments	0	0
6. Net transfers to Separate Accounts, Segregated Accounts and Protected Cell Accounts	0	0
7. Commissions, expenses paid and aggregate write-ins for deductions	0	0
8. Dividends paid to policyholders	0	0
9. Federal and foreign income taxes paid (recovered) net of \$(254) tax on capital gains (losses)	57,000	75,000
10. Total (Lines 5 through 9)	57,000	75,000
11. Net cash from operations (Line 4 minus Line 10)	242,186	268,965
Cash from Investments		
12. Proceeds from investments sold, matured or repaid:		
12.1 Bonds	1,282,420	2,103,634
12.2 Stocks	0	0
12.3 Mortgage loans	0	0
12.4 Real estate	0	0
12.5 Other invested assets	0	0
12.6 Net gains or (losses) on cash, cash equivalents and short-term investments	0	0
12.7 Miscellaneous proceeds	0	0
12.8 Total investment proceeds (Lines 12.1 to 12.7)	1,282,420	2,103,634
13. Cost of investments acquired (long-term only):		
13.1 Bonds	1,197,337	2,548,196
13.2 Stocks	0	0
13.3 Mortgage loans	0	0
13.4 Real estate	0	0
13.5 Other invested assets	0	0
13.6 Miscellaneous applications	0	0
13.7 Total investments acquired (Lines 13.1 to 13.6)	1,197,337	2,548,196
14. Net increase (decrease) in contract loans and premium notes	0	0
15. Net cash from investments (Line 12.8 minus Line 13.7 minus Line 14)	85,084	(444,563)
Cash from Financing and Miscellaneous Sources		
16. Cash provided (applied):		
16.1 Surplus notes, capital notes	0	0
16.2 Capital and paid in surplus, less treasury stock	0	0
16.3 Borrowed funds	0	0
16.4 Net deposits on deposit-type contracts and other insurance liabilities	0	0
16.5 Dividends to stockholders	300,000	145,303
16.6 Other cash provided (applied)	(81)	75
17. Net cash from financing and miscellaneous sources (Lines 16.1 to 16.4 minus Line 16.5 plus Line 16.6)	(300,081)	(145,228)
RECONCILIATION OF CASH, CASH EQUIVALENTS AND SHORT-TERM INVESTMENTS		
18. Net change in cash, cash equivalents and short-term investments (Line 11, plus Lines 15 and 17)	27,189	(320,825)
19. Cash, cash equivalents and short-term investments:		
19.1 Beginning of year	405,105	725,931
19.2 End of period (Line 18 plus Line 19.1)	432,294	405,105
Note: Supplemental disclosures of cash flow information for non-cash transactions:		
20.0001. Bonds sold in settlement of intercompany dividend	0	(54,254)
20.0002. Accrued interest on bonds sold in settlement of intercompany dividend	0	(443)

Underwriting and Investment Exhibit - Part 1 - Premiums Earned

N O N E

Underwriting and Investment Exhibit - Part 1A - Recapitulation of all Premiums

N O N E

Underwriting and Investment Exhibit - Part 1B - Premiums Written

N O N E

Underwriting and Investment Exhibit - Part 2 - Losses Paid and Incurred

N O N E

Underwriting and Investment Exhibit - Part 2A - Unpaid Losses and Loss Adjustment Expenses

N O N E

UNDERWRITING AND INVESTMENT EXHIBIT

PART 3 - EXPENSES

	1	2	3	4
	Loss Adjustment Expenses	Other Underwriting Expenses	Investment Expenses	Total
1. Claim adjustment services:				
1.1 Direct	0	0	0	0
1.2 Reinsurance assumed	0	0	0	0
1.3 Reinsurance ceded	0	0	0	0
1.4 Net claim adjustment service (1.1 + 1.2 - 1.3)	0	0	0	0
2. Commission and brokerage:				
2.1 Direct excluding contingent	0	0	0	0
2.2 Reinsurance assumed, excluding contingent	0	0	0	0
2.3 Reinsurance ceded, excluding contingent	0	0	0	0
2.4 Contingent - direct	0	0	0	0
2.5 Contingent - reinsurance assumed	0	0	0	0
2.6 Contingent - reinsurance ceded	0	0	0	0
2.7 Policy and membership fees	0	0	0	0
2.8 Net commission and brokerage (2.1 + 2.2 - 2.3 + 2.4 + 2.5 - 2.6 + 2.7) ..	0	0	0	0
3. Allowances to managers and agents	0	0	0	0
4. Advertising	0	0	(4)	(4)
5. Boards, bureaus and associations	0	0	0	0
6. Surveys and underwriting reports	0	0	0	0
7. Audit of assureds' records	0	0	0	0
8. Salary and related items:				
8.1 Salaries	0	0	5,416	5,416
8.2 Payroll taxes	0	0	0	0
9. Employee relations and welfare	0	0	1,109	1,109
10. Insurance	0	0	0	0
11. Directors' fees	0	0	0	0
12. Travel and travel items	0	0	59	59
13. Rent and rent items	0	0	175	175
14. Equipment	0	0	1,095	1,095
15. Cost or depreciation of EDP equipment and software	0	0	0	0
16. Printing and stationery	0	0	9	9
17. Postage, telephone and telegraph, exchange and express	0	0	21	21
18. Legal and auditing	0	0	121	121
19. Totals (Lines 3 to 18)	0	0	8,001	8,001
20. Taxes, licenses and fees:				
20.1 State and local insurance taxes deducting guaranty association credits of \$0	0	0	0	0
20.2 Insurance department licenses and fees	0	0	0	0
20.3 Gross guaranty association assessments	0	0	0	0
20.4 All other (excluding federal and foreign income and real estate)	0	0	0	0
20.5 Total taxes, licenses and fees (20.1 + 20.2 + 20.3 + 20.4)	0	0	0	0
21. Real estate expenses	0	0	0	0
22. Real estate taxes	0	0	0	0
23. Reimbursements by uninsured plans	0	0	0	0
24. Aggregate write-ins for miscellaneous expenses	0	0	3,020	3,020
25. Total expenses incurred	0	0	11,021 (a)	11,021
26. Less unpaid expenses - current year	0	0	0	0
27. Add unpaid expenses - prior year	0	0	0	0
28. Amounts receivable relating to uninsured plans, prior year	0	0	0	0
29. Amounts receivable relating to uninsured plans, current year	0	0	0	0
30. TOTAL EXPENSES PAID (Lines 25 - 26 + 27 - 28 + 29)	0	0	11,021	11,021
DETAILS OF WRITE-INS				
2401. Outside Data Processing	0	0	2,535	2,535
2402. Miscellaneous	0	0	485	485
2403.				
2498. Summary of remaining write-ins for Line 24 from overflow page	0	0	0	0
2499. Totals (Lines 2401 thru 2403 plus 2498)(Line 24 above)	0	0	3,020	3,020

(a) Includes management fees of \$ 11,021 to affiliates and \$ 0 to non-affiliates.

EXHIBIT OF NET INVESTMENT INCOME

		1	2
		Collected During Year	Earned During Year
1.	U.S. Government bonds	(a)44,673 47,140
1.1	Bonds exempt from U.S. tax	(a) 0 0
1.2	Other bonds (unaffiliated)	(a)263,119 256,502
1.3	Bonds of affiliates	(a) 0 0
2.1	Preferred stocks (unaffiliated)	(b) 0 0
2.11	Preferred stocks of affiliates	(b) 0 0
2.2	Common stocks (unaffiliated) 0 0
2.21	Common stocks of affiliates 0 0
3.	Mortgage loans	(c) 0 0
4.	Real estate	(d) 0 0
5.	Contract loans 0 0
6.	Cash, cash equivalents and short-term investments	(e)3,713 4,698
7.	Derivative instruments	(f) 0 0
8.	Other invested assets 0 0
9.	Aggregate write-ins for investment income 0 0
10.	Total gross investment income	311,504	308,341
11.	Investment expenses		(g)11,021
12.	Investment taxes, licenses and fees, excluding federal income taxes		(g) 0
13.	Interest expense		(h) 0
14.	Depreciation on real estate and other invested assets		(i) 0
15.	Aggregate write-ins for deductions from investment income 0
16.	Total deductions (Lines 11 through 15)11,021
17.	Net investment income (Line 10 minus Line 16)		297,320
DETAILS OF WRITE-INS			
0901.		
0902.		
0903.		
0998.	Summary of remaining write-ins for Line 9 from overflow page	0	0
0999.	Totals (Lines 0901 thru 0903 plus 0998) (Line 9, above)	0	0
1501.		
1502.		
1503.		
1598.	Summary of remaining write-ins for Line 15 from overflow page		0
1599.	Totals (Lines 1501 thru 1503 plus 1598) (Line 15, above)		0

- (a) Includes \$11,661 accrual of discount less \$10,364 amortization of premium and less \$3,707 paid for accrued interest on purchases.
- (b) Includes \$ 0 accrual of discount less \$ 0 amortization of premium and less \$ 0 paid for accrued dividends on purchases.
- (c) Includes \$ 0 accrual of discount less \$ 0 amortization of premium and less \$ 0 paid for accrued interest on purchases.
- (d) Includes \$ 0 for company's occupancy of its own buildings; and excludes \$ 0 interest on encumbrances.
- (e) Includes \$ 0 accrual of discount less \$ 0 amortization of premium and less \$ 0 paid for accrued interest on purchases.
- (f) Includes \$ 0 accrual of discount less \$ 0 amortization of premium.
- (g) Includes \$ 0 investment expenses and \$ 0 investment taxes, licenses and fees, excluding federal income taxes, attributable to segregated and Separate Accounts.
- (h) Includes \$ 0 interest on surplus notes and \$ 0 interest on capital notes.
- (i) Includes \$0 depreciation on real estate and \$0 depreciation on other invested assets.

EXHIBIT OF CAPITAL GAINS (LOSSES)

		1	2	3	4	5
		Realized Gain (Loss) On Sales or Maturity	Other Realized Adjustments	Total Realized Capital Gain (Loss) (Columns 1 + 2)	Change in Unrealized Capital Gain (Loss)	Change in Unrealized Foreign Exchange Capital Gain (Loss)
1.	U.S. Government bonds00000
1.1	Bonds exempt from U.S. tax00000
1.2	Other bonds (unaffiliated)(3,125)0(3,125)00
1.3	Bonds of affiliates00000
2.1	Preferred stocks (unaffiliated)00000
2.11	Preferred stocks of affiliates00000
2.2	Common stocks (unaffiliated)00000
2.21	Common stocks of affiliates00000
3.	Mortgage loans00000
4.	Real estate00000
5.	Contract loans00000
6.	Cash, cash equivalents and short-term investments00000
7.	Derivative instruments00000
8.	Other invested assets00000
9.	Aggregate write-ins for capital gains (losses)00000
10.	Total capital gains (losses)	(3,125)	0	(3,125)	0	0
DETAILS OF WRITE-INS						
0901.					
0902.					
0903.					
0998.	Summary of remaining write-ins for Line 9 from overflow page	0	0	0	0	0
0999.	Totals (Lines 0901 thru 0903 plus 0998) (Line 9, above)	0	0	0	0	0

ANNUAL STATEMENT FOR THE YEAR 2022 OF THE HANOVER NATIONAL INSURANCE COMPANY

EXHIBIT OF NON-ADMITTED ASSETS

	1	2	3
	Current Year Total Nonadmitted Assets	Prior Year Total Nonadmitted Assets	Change in Total Nonadmitted Assets (Col. 2 - Col. 1)
1. Bonds (Schedule D)			
2. Stocks (Schedule D):			
2.1 Preferred stocks			
2.2 Common stocks			
3. Mortgage loans on real estate (Schedule B):			
3.1 First liens			
3.2 Other than first liens			
4. Real estate (Schedule A):			
4.1 Properties occupied by the company			
4.2 Properties held for the production of income			
4.3 Properties held for sale			
5. Cash (Schedule E - Part 1), cash equivalents (Schedule E - Part 2) and short-term investments (Schedule DA)			
6. Contract loans			
7. Derivatives (Schedule DB)			
8. Other invested assets (Schedule BA)			
9. Receivables for securities			
10. Securities lending reinvested collateral assets (Schedule DL)			
11. Aggregate write-ins for invested assets			
12. Subtotals, cash and invested assets (Lines 1 to 11)			
13. Title plants (for Title insurers only)			
14. Investment income due and accrued			
15. Premiums and considerations:			
15.1 Uncollected premiums and agents' balances in the course of collection			
15.2 Deferred premiums, agents' balances and installments booked but deferred and not yet due			
15.3 Accrued retrospective premiums and contracts subject to redetermination			
16. Reinsurance:			
16.1 Amounts recoverable from reinsurers			
16.2 Funds held by or deposited with reinsured companies			
16.3 Other amounts receivable under reinsurance contracts			
17. Amounts receivable relating to uninsured plans			
18.1 Current federal and foreign income tax recoverable and interest thereon			
18.2 Net deferred tax asset			
19. Guaranty funds receivable or on deposit			
20. Electronic data processing equipment and software			
21. Furniture and equipment, including health care delivery assets			
22. Net adjustment in assets and liabilities due to foreign exchange rates			
23. Receivables from parent, subsidiaries and affiliates			
24. Health care and other amounts receivable			
25. Aggregate write-ins for other than invested assets			
26. Total assets excluding Separate Accounts, Segregated Accounts and Protected Cell Accounts (Lines 12 to 25)			
27. From Separate Accounts, Segregated Accounts and Protected Cell Accounts			
28. Total (Lines 26 and 27)			
DETAILS OF WRITE-INS			
1101.			
1102.			
1103.			
1198. Summary of remaining write-ins for Line 11 from overflow page			
1199. Totals (Lines 1101 thru 1103 plus 1198)(Line 11 above)			
2501.			
2502.			
2503.			
2598. Summary of remaining write-ins for Line 25 from overflow page			
2599. Totals (Lines 2501 thru 2503 plus 2598)(Line 25 above)			

NOTES TO FINANCIAL STATEMENTS

NOTE 1 Summary of Significant Accounting Policies and Going Concern

A. Accounting Practices

The financial statements of The Hanover National Insurance Company ("the Company") are presented on the basis of accounting practices prescribed or permitted by the State of New Hampshire Insurance Department.

The State of New Hampshire Insurance Department recognizes only statutory accounting practices prescribed or permitted by the State of New Hampshire for determining and reporting the financial condition and results of operations of an insurance company, for determining its solvency under the New Hampshire Insurance Law. The National Association of Insurance Commissioners ("NAIC") "Accounting Practices and Procedures Manual" ("NAIC SAP") has been adopted as a component of prescribed or permitted practices by the State of New Hampshire. The State has not adopted any prescribed accounting practices that differ from those found in NAIC SAP.

A reconciliation of the Company's net income and capital and surplus between NAIC SAP and practices prescribed and permitted by the State of New Hampshire is shown below:

	SSAP #	F/S Page	F/S Line #	2022	2021
NET INCOME					
(1) State basis (Page 4, Line 20, Columns 1 & 2)	XXX	XXX	XXX	\$ 234,851	\$ 272,424
(2) State Prescribed Practices that are an increase/ (decrease) from NAIC SAP:				\$ -	\$ -
(3) State Permitted Practices that are an increase/(decrease) from NAIC SAP:				\$ -	\$ -
(4) NAIC SAP (1-2-3=4)	XXX	XXX	XXX	<u>\$ 234,851</u>	<u>\$ 272,424</u>
SURPLUS					
(5) State basis (Page 3, Line 37, Columns 1 & 2)	XXX	XXX	XXX	\$ 12,167,860	\$ 12,235,446
(6) State Prescribed Practices that are an increase/(decrease) from NAIC SAP:				\$ -	\$ -
(7) State Permitted Practices that are an increase/(decrease) from NAIC SAP:				\$ -	\$ -
(8) NAIC SAP (5-6-7=8)	XXX	XXX	XXX	<u>\$ 12,167,860</u>	<u>\$ 12,235,446</u>

B. Use of Estimates in the Preparation of the Financial Statements

The preparation of financial statements in conformity with Statutory Accounting Principles requires management to make estimates and assumptions that affect the reported amounts of assets and liabilities. It also requires disclosure of contingent assets and liabilities at the date of the financial statements and the reported amounts of revenue and expenses during the period. Actual results could differ from those estimates.

C. Accounting Policy

- (1) Short-term investments are stated at amortized cost.
- (2) Bonds not backed by loans are stated at either amortized cost or fair value, using the scientific interest method, in accordance with the NAIC Purposes and Procedures of the Securities Valuation Office.
- (3) The Company does not own any preferred stocks.
- (4) The Company does not own any preferred stocks.
- (5) The Company does not own any mortgage loans.
- (6) Loan-backed securities are stated at either amortized cost or fair value, in accordance with the NAIC Purposes and Procedures of the Securities Valuation Office.
- (7) The Company does not own any stocks of, or have any interest in, any subsidiaries.
- (8) The Company does not own any other invested assets.
- (9) The Company does not own any derivatives.
- (10) The Company does utilize anticipated investment income as a factor in the premium deficiency calculation.
- (11) Unpaid losses and loss adjustment expenses include an amount determined from individual case estimates and loss reports and an amount, based on past experience, for losses incurred but not reported ("IBNR"). Such liabilities are necessarily based on assumptions and estimates and while management believes the amount is adequate, the ultimate liability may be in excess of or less than the amount provided. The methods for making such estimates and for establishing the resulting liabilities are continually reviewed and any adjustments are reflected in the period determined.
- (12) The Company has not modified its capitalization policy from the prior year.
- (13) The Company does not write major medical insurance with prescription drug coverage.

D. Going Concern

Not applicable

NOTE 2 Accounting Changes and Corrections of Errors

Not applicable

NOTE 3 Business Combinations and Goodwill

Not Applicable

NOTES TO FINANCIAL STATEMENTS

NOTE 4 Discontinued Operations

Not applicable

NOTE 5 Investments

A. Mortgage Loans, including Mezzanine Real Estate Loans

The Company does not own any mortgage loans.

B. Debt Restructuring

The Company did not have any restructured debt.

C. Reverse Mortgages

The Company does not own any reverse mortgages.

D. Loan-Backed Securities

- (1) Prepayment assumptions for loan-backed and structured securities were obtained from prepayment models that are sensitive to refinancing, turnover, equity take-out and other relevant factors. These assumptions are consistent with the current interest rate and economic environment.
- (2) Not applicable
- (3) The Company had no securities with a recognized other-than-temporary impairment.
- (4) All impaired securities (fair value is less than cost or amortized cost) for which an other-than-temporary impairment has not been recognized in earnings as a realized loss (including securities with a recognized other-than-temporary impairment for non-interest related declines when a non-recognized interest related impairment remains):

a) The aggregate amount of unrealized losses:		
1. Less than 12 Months	\$	27,075
2. 12 Months or Longer	\$	43,896

b)The aggregate related fair value of securities with unrealized losses:		
1. Less than 12 Months	\$	309,327
2. 12 Months or Longer	\$	220,342

- (5) The Company employs a systematic methodology to determine if a decline in market value below book/adjusted carrying value is other-than-temporary. In determining whether a decline in fair value below book/adjusted carrying value is other-than-temporary, the Company evaluates several factors and circumstances, including the issuer's overall financial condition; the issuer's credit and financial strength ratings; the issuer's financial performance, including earnings trends, dividend payments, and asset quality; any specific events which may influence the operations of the issuer including governmental actions; a weakening of the general market conditions in the industry or geographic region in which the issuer operates; the length of time and degree to which the fair value of an issuer's securities remains below cost; the Company's intent and ability to hold the security until such time to allow for the expected recovery in value; and with respect to fixed maturity investments, any factors that might raise doubt about the issuer's ability to pay all amounts due according to the contractual terms. These factors are applied to all securities.

E., F., G., H., I., J., K.

Not applicable

L. Restricted Assets

1. Restricted Assets (Including Pledged)

Restricted Asset Category	Gross (Admitted & Nonadmitted) Restricted						
	Current Year					6	7
	1	2	3	4	5		
	Total General Account (G/A)	G/A Supporting Protected Cell Account Activity (a)	Total Protected Cell Account Restricted Assets	Protected Cell Account Assets Supporting G/A Activity (b)	Total (1 plus 3)	Total From Prior Year	Increase/ (Decrease) (5 minus 6)
a. Subject to contractual obligation for which liability is not shown	\$ -	\$ -	\$ -	\$ -	\$ -	\$ -	\$ -
b. Collateral held under security lending agreements	\$ -	\$ -	\$ -	\$ -	\$ -	\$ -	\$ -
c. Subject to repurchase agreements	\$ -	\$ -	\$ -	\$ -	\$ -	\$ -	\$ -
d. Subject to reverse repurchase agreements	\$ -	\$ -	\$ -	\$ -	\$ -	\$ -	\$ -
e. Subject to dollar repurchase agreements	\$ -	\$ -	\$ -	\$ -	\$ -	\$ -	\$ -
f. Subject to dollar reverse repurchase agreements	\$ -	\$ -	\$ -	\$ -	\$ -	\$ -	\$ -
g. Placed under option contracts	\$ -	\$ -	\$ -	\$ -	\$ -	\$ -	\$ -
h. Letter stock or securities restricted as to sale - excluding FHLB capital stock	\$ -	\$ -	\$ -	\$ -	\$ -	\$ -	\$ -
i. FHLB capital stock	\$ -	\$ -	\$ -	\$ -	\$ -	\$ -	\$ -
j. On deposit with states	\$ 150,000	\$ -	\$ -	\$ -	\$ 150,000	\$ 100,000	\$ 50,000
k. On deposit with other regulatory bodies	\$ -	\$ -	\$ -	\$ -	\$ -	\$ -	\$ -
l. Pledged collateral to FHLB (including assets backing funding agreements)	\$ -	\$ -	\$ -	\$ -	\$ -	\$ -	\$ -
m. Pledged as collateral not captured in other categories	\$ -	\$ -	\$ -	\$ -	\$ -	\$ -	\$ -
n. Other restricted assets	\$ -	\$ -	\$ -	\$ -	\$ -	\$ -	\$ -
o. Total Restricted Assets (Sum of a through n)	\$ 150,000	\$ -	\$ -	\$ -	\$ 150,000	\$ 100,000	\$ 50,000

(a) Subset of Column 1
(b) Subset of Column 3

NOTES TO FINANCIAL STATEMENTS

Restricted Asset Category	Current Year			
	8	9	Percentage	
			10	11
	Total Non-admitted Restricted	Total Admitted Restricted (5 minus 8)	Gross (Admitted & Non-admitted) Restricted to Total Assets (c)	Admitted Restricted to Total Admitted Assets (d)
a. Subject to contractual obligation for which liability is not shown	\$ -	\$ -	0.000%	0.000%
b. Collateral held under security lending agreements	\$ -	\$ -	0.000%	0.000%
c. Subject to repurchase agreements	\$ -	\$ -	0.000%	0.000%
d. Subject to reverse repurchase agreements	\$ -	\$ -	0.000%	0.000%
e. Subject to dollar repurchase agreements	\$ -	\$ -	0.000%	0.000%
f. Subject to dollar reverse repurchase agreements	\$ -	\$ -	0.000%	0.000%
g. Placed under option contracts	\$ -	\$ -	0.000%	0.000%
h. Letter stock or securities restricted as to sale - excluding FHLB capital stock	\$ -	\$ -	0.000%	0.000%
i. FHLB capital stock	\$ -	\$ -	0.000%	0.000%
j. On deposit with states	\$ -	\$ 150,000	1.232%	1.232%
k. On deposit with other regulatory bodies	\$ -	\$ -	0.000%	0.000%
l. Pledged collateral to FHLB (including assets backing funding agreements)	\$ -	\$ -	0.000%	0.000%
m. Pledged as collateral not captured in other categories	\$ -	\$ -	0.000%	0.000%
n. Other restricted assets	\$ -	\$ -	0.000%	0.000%
o. Total Restricted Assets (Sum of a through n)	\$ -	\$ 150,000	1.232%	1.232%

(c) Column 5 divided by Asset Page, Column 1, Line 28
(d) Column 9 divided by Asset Page, Column 3, Line 28

2-4.

Not applicable

M., N., O., P.

Not applicable

Q. Prepayment Penalty and Acceleration Fees

	General Account	Protected Cell
1. Number of CUSIPs	1	0
2. Aggregate Amount of Investment Income	\$ 248	\$ -

R. Reporting Entity’s Share of Cash Pool by Asset Type

Not Applicable

NOTE 6 Joint Ventures, Partnerships and Limited Liability Companies

Not applicable

NOTE 7 Investment Income

The Company did not have any due and accrued amounts over 90 days past due to exclude from surplus.

NOTE 8 Derivative Instruments

Not applicable

ANNUAL STATEMENT FOR THE YEAR 2022 OF THE HANOVER NATIONAL INSURANCE COMPANY

NOTES TO FINANCIAL STATEMENTS

NOTE 9 Income Taxes

A. The components of the net deferred tax asset/(liability) at the end of current period are as follows:

1.

	As of End of Current Period			12/31/2021			Change		
	(1) Ordinary	(2) Capital	(3) (Col. 1 + 2) Total	(4) Ordinary	(5) Capital	(6) (Col. 4 + 5) Total	(7) (Col. 1 - 4) Ordinary	(8) (Col. 2 - 5) Capital	(9) (Col. 7 + 8) Total
(a) Gross Deferred Tax Assets	\$ -	\$ -	\$ -	\$ -	\$ -	\$ -	\$ -	\$ -	\$ -
(b) Statutory Valuation Allowance Adjustment	\$ -	\$ -	\$ -	\$ -	\$ -	\$ -	\$ -	\$ -	\$ -
(c) Adjusted Gross Deferred Tax Assets (1a - 1b)	\$ -	\$ -	\$ -	\$ -	\$ -	\$ -	\$ -	\$ -	\$ -
(d) Deferred Tax Assets Nonadmitted	\$ -	\$ -	\$ -	\$ -	\$ -	\$ -	\$ -	\$ -	\$ -
(e) Subtotal Net Admitted Deferred Tax Asset (1c - 1d)	\$ -	\$ -	\$ -	\$ -	\$ -	\$ -	\$ -	\$ -	\$ -
(f) Deferred Tax Liabilities	\$ -	\$ 7,411	\$ 7,411	\$ -	\$ 4,974	\$ 4,974	\$ -	\$ 2,437	\$ 2,437
(g) Net Admitted Deferred Tax Asset/(Net Deferred Tax Liability) (1e - 1f)	\$ -	\$ (7,411)	\$ (7,411)	\$ -	\$ (4,974)	\$ (4,974)	\$ -	\$ (2,437)	\$ (2,437)

2.

	As of End of Current Period			12/31/2021			Change		
	(1) Ordinary	(2) Capital	(3) (Col. 1 + 2) Total	(4) Ordinary	(5) Capital	(6) (Col. 4 + 5) Total	(7) (Col. 1 - 4) Ordinary	(8) (Col. 2 - 5) Capital	(9) (Col. 7 + 8) Total
Admission Calculation Components SSAP No. 101									
(a) Federal Income Taxes Paid In Prior Years Recoverable Through Loss Carrybacks	\$ -	\$ -	\$ -	\$ -	\$ -	\$ -	\$ -	\$ -	\$ -
(b) Adjusted Gross Deferred Tax Assets Expected To Be Realized (Excluding The Amount Of Deferred Tax Assets From 2(a) above) After Application of the Threshold Limitation. (The Lesser of 2(b)1 and 2(b)2 Below)	\$ -	\$ -	\$ -	\$ -	\$ -	\$ -	\$ -	\$ -	\$ -
1. Adjusted Gross Deferred Tax Assets Expected to be Realized Following the Balance Sheet Date.	\$ -	\$ -	\$ -	\$ -	\$ -	\$ -	\$ -	\$ -	\$ -
2. Adjusted Gross Deferred Tax Assets Allowed per Limitation Threshold.	XXX	XXX	\$ 1,826,291	XXX	XXX	\$ 1,836,063	XXX	XXX	\$ (9,772)
(c) Adjusted Gross Deferred Tax Assets (Excluding The Amount Of Deferred Tax Assets From 2(a) and 2(b) above) Offset by Gross Deferred Tax Liabilities.	\$ -	\$ -	\$ -	\$ -	\$ -	\$ -	\$ -	\$ -	\$ -
(d) Deferred Tax Assets Admitted as the result of application of SSAP No. 101. Total (2(a) + 2(b) + 2(c))	\$ -	\$ -	\$ -	\$ -	\$ -	\$ -	\$ -	\$ -	\$ -

3.

a. Ratio Percentage Used To Determine Recovery Period And Threshold Limitation Amount.	<div>2022</div> 9935.000%	<div>2021</div> 9484.000%
b. Amount Of Adjusted Capital And Surplus Used To Determine Recovery Period And Threshold Limitation In 2(b)2 Above.	\$ 12,167,860	\$ 12,235,446

4. Tax Planning Strategies

a. There is no financial impact of the Company's tax planning strategies.	
b. Do the Company's tax-planning strategies include the use of reinsurance?	Yes [] No [X]

B. The Company does not have any deferred tax liabilities that are not recognized for amounts described in Accounting Standards Codification 740, Income Tax.

NOTES TO FINANCIAL STATEMENTS

1. Current Income Tax
 - (a) Federal
 - (b) Foreign
 - (c) Subtotal (1a+1b)
 - (d) Federal income tax on net capital gains
 - (e) Utilization of capital loss carry-forwards
 - (f) Other
 - (g) Federal and foreign income taxes incurred (1c+1d+1e+1f)

2. Deferred Tax Assets:
 - (a) Ordinary:
 - (1) Discounting of unpaid losses
 - (2) Unearned premium reserve
 - (3) Policyholder reserves
 - (4) Investments
 - (5) Deferred acquisition costs
 - (6) Policyholder dividends accrual
 - (7) Fixed assets
 - (8) Compensation and benefits accrual
 - (9) Pension accrual
 - (10) Receivables - nonadmitted
 - (11) Net operating loss carry-forward
 - (12) Tax credit carry-forward
 - (13) Other

(99) Subtotal (sum of 2a1 through 2a13)
 - (b) Statutory valuation allowance adjustment
 - (c) Nonadmitted
 - (d) Admitted ordinary deferred tax assets (2a99 - 2b - 2c)
 - (e) Capital:
 - (1) Investments
 - (2) Net capital loss carry-forward
 - (3) Real estate
 - (4) Other

(99) Subtotal (2e1+2e2+2e3+2e4)
 - (f) Statutory valuation allowance adjustment
 - (g) Nonadmitted
 - (h) Admitted capital deferred tax assets (2e99 - 2f - 2g)
 - (i) Admitted deferred tax assets (2d + 2h)
3. Deferred Tax Liabilities:
 - (a) Ordinary:
 - (1) Investments
 - (2) Fixed assets
 - (3) Deferred and uncollected premium
 - (4) Policyholder reserves
 - (5) Other

(99) Subtotal (3a1+3a2+3a3+3a4+3a5)
 - (b) Capital:
 - (1) Investments
 - (2) Real estate
 - (3) Other

(99) Subtotal (3b1+3b2+3b3)
 - (c) Deferred tax liabilities (3a99 + 3b99)
4. Net deferred tax assets/liabilities (2i - 3c)

Adjusted gross deferred tax assets
Total deferred tax liabilities
Net deferred tax assets (liabilities)
Tax effect of change in unrealized gains (losses)
Change in net deferred income tax

(1) As of End of Current Period	(2) 12/31/2021	(3) (Col. 1 - 2) Change
\$ -	\$ -	\$ -
\$ 7,411	\$ 4,974	\$ 2,437
\$ (7,411)	\$ (4,974)	\$ (2,437)
		\$ -
		\$ (2,437)

14.4

NOTES TO FINANCIAL STATEMENTS

D. Reconciliation of Federal Income Tax Rate to Actual Effective Tax Rate

The significant items causing a difference between the statutory federal income tax rate and the Company's effective income tax rate are as follows:

	As of End of Current Period	
	Tax	Rate
Tax provision at statutory rate	\$ 61,781	21.0%
Total	<u>\$ 61,781</u>	<u>21.0%</u>
	As of End of Current Period	
	Tax	Rate
Federal income taxes incurred	\$ 59,598	20.2%
Realized capital gains tax	\$ (254)	-0.1%
Change in net deferred income taxes	\$ 2,437	0.9%
Total statutory income taxes	<u>\$ 61,781</u>	<u>21.0%</u>

E. Operating Loss and Tax Credit Carryforwards

- At the end of the current reporting period, the Company has no net operating loss carryforwards and no capital loss carryforwards.
- The Company has the following federal income taxes which are available for recoupment in the event of future losses:

For the tax year 2021:	\$ 59,414
For the tax year 2022:	\$ 50,012

- At the end of the current reporting period, the Company has no deposits under section 6603 of the Internal Revenue Service Code.

F. Consolidated Federal Income Tax Return

- The Company's Federal Income Tax Return is consolidated with the following affiliated companies:

440 Lincoln Street Holding Company LLC	Hanover Specialty Insurance Brokers, Inc.
AIX, Inc.	Massachusetts Bay Insurance Company
AIX Insurance Services of California, Inc.	NOVA Casualty Company
AIX Specialty Insurance Company	Opus Investment Management, Inc.
Allmerica Financial Alliance Insurance Company	Professionals Direct, Inc.
Allmerica Financial Benefit Insurance Company	The Hanover American Insurance Company
Allmerica Plus Insurance Agency, Inc.	The Hanover Atlantic Insurance Company Ltd.
Campania Holding Company, Inc.	The Hanover Casualty Company
Campmed Casualty & Indemnity Company, Inc.	The Hanover Insurance Company
Citizens Insurance Company of America	The Hanover Insurance Group, Inc.
Citizens Insurance Company of Illinois	The Hanover New Jersey Insurance Company
Citizens Insurance Company of the Midwest	VeraVest Investments, Inc.
Citizens Insurance Company of Ohio	Verlan Fire Insurance Company
Educators Insurance Agency, Inc.	Verlan Holdings, Inc.

- The Board of Directors has delegated to Company Management, the development and maintenance of appropriate Federal Income Tax allocation policies and procedures, which are subject to written agreement between the companies. The Federal Income tax for all subsidiaries in the consolidated return of The Hanover Insurance Group, Inc. ("THG") is calculated on a separate return basis. Any current tax liability is paid to THG. Tax benefits resulting from taxable operating losses or credits of THG's subsidiaries are reimbursed to the subsidiary when such losses or credits can be utilized on a consolidated return basis.

- G. The Company has no federal or foreign income tax loss contingencies, for which it is reasonably possible that the total liability will significantly increase within 12 months of the reporting date.

H. Repatriation Transition Tax (RTT)

Not applicable

I. Alternative Minimum Tax (AMT) Credit

Not applicable

NOTE 10 Information Concerning Parent, Subsidiaries, Affiliates and Other Related Parties

A. Nature of Relationships

The Company is a wholly-owned subsidiary of The Hanover Insurance Company ("Hanover") which in turn, is a wholly-owned susidiary of Opus Investment Management, Inc. ("Opus") which in turn, is a wholly-owned non-insurance susidiary of THG, a publically traded company incorporated in Delaware.

B. Detail of Transactions Greater than 1/2% of Admitted Assets

The Company declared an ordinary common stock dividend to the Parent Company, Hanover on November 3, 2022, totaling \$300,000, which was settled in cash on November 18, 2022.

C. Transactions with related party who are not reported on Schedule Y

Not Applicable

D. Amounts due to or from related parties

At the end of the current reporting period, the Company reported \$806 as amounts due to an affiliated company. These arrangements require that the intercompany balances settled within 30 days

NOTES TO FINANCIAL STATEMENTS

E. Management, Service Contracts, Cost Sharing Arrangements

Companies affiliated with Hanover have entered into an intercompany Consolidated Service Agreement. Under the agreement, legal entities will be charged the cost of the service provided or expenses paid by the entity providing the service or paying the expense. In addition, these entities will be charged a portion of the costs associated with activities that are performed for the good of THG legal entities.

Investment related services are provided by Opus pursuant to an intercompany Advisory Agreement.

F. Guarantees or Contingencies for Related Parties

Not Applicable

G. Nature of Relationships that Could Affect Operations

Not applicable

H., I., J., K., L., M., N., O.

Not applicable

NOTE 11 Debt

Not applicable

NOTE 12 Retirement Plans, Deferred Compensation, Postemployment Benefits and Compensated Absences and Other Postretirement Benefit Plans

The labor for the Company is provided and paid for by Hanover. As such, the Company is included in the benefit plans in force for Hanover. Charges for actual salary and benefit costs for services provided to the Company by Hanover employees are ceded 100% pursuant to the Company's Intercompany Reinsurance Agreement.

A., B., C., D., E., F., G., H., I.

Not applicable

NOTE 13 Capital and Surplus, Dividend Restrictions and Quasi-Reorganizations

A. Outstanding Shares

The Company has 2,000 shares of \$500 par value common stock authorized and 2,000 shares issued and outstanding.

B. Dividend Rate of Preferred Stock

Not applicable

C.-F. Dividend Restrictions

Pursuant to New Hampshire's statute, the maximum dividend and other distributions that an insurer may pay in any twelve-month period, without prior approval of the New Hampshire Insurance Commissioner, is limited to the lesser of 10% of statutory policyholder surplus as of the preceding December 31, or net income. The Company declared an ordinary dividend of \$300,000 to Hanover on November 3, 2022. Accordingly, the Company can not declare a further dividend to it's parent without further approval until November 3, 2023, at which time the maximum dividend payable is \$273,047.

G., H., I., J., K., L., M.

Not applicable

NOTE 14 Liabilities, Contingencies and Assessments

A., B., C., D., E., F.

Not applicable

G. All Other Contingencies

The Company routinely engages in various legal proceedings in the normal course of business, including claims for punitive damages. In the opinion of management, none of such contingencies are expected to have a material effect on the Company's financial position, although it is possible that the results of operations in a particular quarter or annual period would be materially affected by an adverse development or unfavorable outcome.

NOTE 15 Leases

The Company has no material lease obligations at this time.

NOTE 16 Information About Financial Instruments With Off-Balance Sheet Risk and Financial Instruments With Concentrations of Credit Risk

Not applicable

NOTE 17 Sale, Transfer and Servicing of Financial Assets and Extinguishments of Liabilities

A., B.

Not applicable

C. Wash Sales

The Company generally does not sell and reacquire securities within 30 days of the sale date. There were no wash sale transactions with a NAIC designation of 3 or below in the current year.

NOTE 18 Gain or Loss to the Reporting Entity from Uninsured Plans and the Uninsured Portion of Partially Insured Plans

Not applicable

NOTES TO FINANCIAL STATEMENTS

NOTE 19 Direct Premium Written/Produced by Managing General Agents/Third Party Administrators

Not applicable

NOTE 20 Fair Value Measurements

A.

- (1) Fair Value Measurements at Reporting Date
- a. There were no assets carried at fair value at the end of the reporting period.

b. The Company does not have any liabilities measured at fair value at the end of the current reporting period.
- (2) The Company does not have any Level 3 assets or liabilities measured at fair value at the end of the reporting period.
- (3) The reporting entity's policy is to recognize transfers in and transfers out as of the actual date of the event or change in circumstances that caused the transfer.
- (4) For fair value measurements categorized within Level 2 of the fair value hierarchy, fair values of bonds are obtained by a quoted market price if available, otherwise, fair values are estimated using independent pricing sources or internally developed pricing models using discounted cash flow analyses.

The Company utilizes a third party pricing service for the valuation of the majority of its fixed maturity securities and receives one quote per security. When quoted market prices in an active market are available, they are provided by the pricing service as the fair value and such values are classified as Level 1. Since fixed maturities other than U.S. Treasury securities generally do not trade on a daily basis, the pricing service prepares estimates of fair value for those securities using pricing applications based on a market approach. Inputs into the fair value pricing applications which are common to all asset classes include benchmark U.S. Treasury security yield curves, reported trades of identical or similar fixed maturity securities, broker/dealer quotes of identical or similar fixed maturity securities and structural characteristics of the security, such as maturity date, coupon, mandatory principal payment dates, frequency of interest and principal payments and optional principal redemption features. Inputs into the fair value applications that are unique by asset class include, but are not limited to:

- U.S. government – determination of direct versus indirect government support and whether any contingencies exist with respect to the timely payment of principal and interest.
- All other governments – estimates of appropriate market spread versus underlying related sovereign treasury curves dependent on liquidity and direct or contingent support.
- Corporate bonds, which are included in Industrial and miscellaneous bonds - overall credit quality, including assessments of the level and variability of: economic sensitivity; liquidity; corporate financial policies; management quality; regulatory environment; competitive position; ownership; restrictive covenants; and security or collateral.
- Municipal bonds, which are included in States, territories and possessions; Political subdivisions of states, territories and possessions; and Special revenue and special assessment obligations - overall credit quality, including assessments of the level and variability of: sources of payment such as income, sales or property taxes, levies or user fees; credit support such as insurance; state or local economic and political base; natural resource availability; and susceptibility to natural or man-made catastrophic events such as hurricanes, earthquakes or acts of terrorism.
- Residential mortgage-backed securities, U.S. agency pass-thrus and collateralized mortgage obligations (“CMOs”) which are included in U.S. governments and Special revenue and special assessment obligations - estimates of prepayment speeds based upon: historical prepayment rate trends; underlying collateral interest rates; geographic concentration; vintage year; borrower credit quality characteristics; interest rate and yield curve forecasts; government or monetary authority support programs; tax policies; and delinquency/default trends.
- Residential mortgage-backed securities, non-agency CMOs, which are included in Industrial and miscellaneous - estimates of prepayment speeds based upon: historical prepayment rate trends; underlying collateral interest rates; geographic concentration; vintage year; borrower credit quality characteristics; interest rate and yield curve forecasts; government or monetary authority support programs; tax policies; delinquency/default trends; and severity of loss upon default and length of time to recover proceeds following default.
- Commercial mortgage-backed securities, which are included in Industrial and miscellaneous bonds - overall credit quality, including assessments of the value and supply/demand characteristics of: collateral type such as office, retail, residential, lodging, or other; geographic concentration by region, state, metropolitan statistical area and locale; vintage year; historical collateral performance including defeasance, delinquency, default and special servicer trends; and capital structure support features.
- Asset-backed securities, which are included in Industrial and miscellaneous bonds – overall credit quality, including assessments of the underlying collateral type such as credit card receivables, auto loan receivables and equipment lease receivables; geographic diversification; vintage year; historical collateral performance including delinquency, default and casualty trends; economic conditions influencing use rates and resale values; and contract structural support features.

Generally, all prices provided by the pricing service, except actively traded securities with quoted market prices, are reported as Level 2.

The Company holds privately placed corporate bonds and certain other bonds that do not have an active market and for which the pricing service cannot provide fair values. The Company determines fair values for these securities using either matrix pricing or broker quotes. The Company will use observable market data to the extent it is available, but is also required to use a certain amount of unobservable judgment due to the illiquid nature of the securities involved. Additionally, the Company may obtain nonbinding broker quotes which are reported as Level 3.

- (5) Not applicable

B. Not applicable

C. Aggregate fair value for all financial instruments and the level within the fair value hierarchy in which the fair value measurements in their entirety fall.

Type of Financial Instrument	Aggregate Fair Value	Admitted Assets	(Level 1)	(Level 2)	(Level 3)	Net Asset Value (NAV)	Not Practicable (Carrying Value)
Bonds	\$ 10,464,495	\$ 11,671,319	\$ 2,414,263	\$ 8,050,232	\$ -	\$ -	\$ -
Cash & Short Term Investments	\$ 432,294	\$ 432,294	\$ 432,294	\$ -	\$ -	\$ -	\$ -

D., E.

Not applicable

NOTES TO FINANCIAL STATEMENTS

NOTE 21 Other Items

- A. Unusual or Infrequent Items

Not applicable
- B. Troubled Debt Restructuring: Debtors

Not applicable
- C. Other Disclosures

The Company elected to use rounding to the nearest dollar in reporting amounts in the Statement, except as otherwise directed by instructions.
- D. Business Interruption Insurance Recoveries

Not applicable
- E. State Transferable and Non-transferable Tax Credits

Not applicable
- F. Subprime Mortgage Related Risk Exposure

The Company has reviewed its investments in mortgage-backed securities and has determined that these investments are not subprime.
- G. Insurance-Linked Securities (ILS) Contracts

Not applicable
- H. The Amount That Could Be Realized on Life Insurance Where the Reporting Entity is Owner and Beneficiary or Has Otherwise Obtained Rights to Control the Policy

Not applicable

NOTE 22 Events Subsequent

Not Applicable

NOTE 23 Reinsurance

Not applicable

NOTE 24 Retrospectively Rated Contracts & Contracts Subject to Redetermination

Not Applicable

NOTE 25 Change in Incurred Losses and Loss Adjustment Expenses

Not applicable

NOTE 26 Intercompany Pooling Arrangements

Not applicable

NOTE 27 Structured Settlements

Not applicable

NOTE 28 Health Care Receivables

Not applicable

NOTE 29 Participating Policies

Not applicable

NOTE 30 Premium Deficiency Reserves

1. Liability carried for premium deficiency reserves	\$	-
2. Date of the most recent evaluation of this liability		12/31/2022
3. Was anticipated investment income utilized in the calculation?		Yes [X] No []

NOTE 31 High Deductibles

Not applicable

NOTES TO FINANCIAL STATEMENTS

NOTE 32 Discounting of Liabilities for Unpaid Losses or Unpaid Loss Adjustment Expenses

Not applicable

NOTE 33 Asbestos/Environmental Reserves

Not applicable

NOTE 34 Subscriber Savings Accounts

Not applicable

NOTE 35 Multiple Peril Crop Insurance

Not applicable

NOTE 36 Financial Guaranty Insurance

Not applicable

GENERAL INTERROGATORIES

PART 1 - COMMON INTERROGATORIES
GENERAL

1.1

Is the reporting entity a member of an Insurance Holding Company System consisting of two or more affiliated persons, one or more of which is an insurer?
If yes, complete Schedule Y, Parts 1, 1A, 2 and 3.

Yes ☒ No ☐

1.2

If yes, did the reporting entity register and file with its domiciliary State Insurance Commissioner, Director or Superintendent or with such regulatory official of the state of domicile of the principal insurer in the Holding Company System, a registration statement providing disclosure substantially similar to the standards adopted by the National Association of Insurance Commissioners (NAIC) in its Model Insurance Holding Company System Regulatory Act and model regulations pertaining thereto, or is the reporting entity subject to standards and disclosure requirements substantially similar to those required by such Act and regulations?

Yes ☒ No ☐ N/A ☐

1.3

State Regulating?

NH

1.4

Is the reporting entity publicly traded or a member of a publicly traded group?

Yes ☒ No ☐

1.5

If the response to 1.4 is yes, provide the CIK (Central Index Key) code issued by the SEC for the entity/group.

0000944695

2.1

Has any change been made during the year of this statement in the charter, by-laws, articles of incorporation, or deed of settlement of the reporting entity?

Yes ☐ No ☒

2.2

If yes, date of change:

3.1

State as of what date the latest financial examination of the reporting entity was made or is being made.

12/31/2019

3.2

State the as of date that the latest financial examination report became available from either the state of domicile or the reporting entity. This date should be the date of the examined balance sheet and not the date the report was completed or released.

12/31/2019

3.3

State as of what date the latest financial examination report became available to other states or the public from either the state of domicile or the reporting entity. This is the release date or completion date of the examination report and not the date of the examination (balance sheet date).

04/01/2021

3.4

By what department or departments?
NH

3.5

Have all financial statement adjustments within the latest financial examination report been accounted for in a subsequent financial statement filed with Departments?

Yes ☐ No ☐ N/A ☒

3.6

Have all of the recommendations within the latest financial examination report been complied with?

Yes ☐ No ☐ N/A ☒

4.1

During the period covered by this statement, did any agent, broker, sales representative, non-affiliated sales/service organization or any combination thereof under common control (other than salaried employees of the reporting entity), receive credit or commissions for or control a substantial part (more than 20 percent of any major line of business measured on direct premiums) of:
4.11 sales of new business?
4.12 renewals?

Yes ☐ No ☒
Yes ☐ No ☒

4.2

During the period covered by this statement, did any sales/service organization owned in whole or in part by the reporting entity or an affiliate, receive credit or commissions for or control a substantial part (more than 20 percent of any major line of business measured on direct premiums) of:
4.21 sales of new business?
4.22 renewals?

Yes ☐ No ☒
Yes ☐ No ☒

5.1

Has the reporting entity been a party to a merger or consolidation during the period covered by this statement?
If yes, complete and file the merger history data file with the NAIC.

Yes ☐ No ☒

5.2

If yes, provide the name of the entity, NAIC Company Code, and state of domicile (use two letter state abbreviation) for any entity that has ceased to exist as a result of the merger or consolidation.

1 Name of Entity	2 NAIC Company Code	3 State of Domicile
.....
.....

6.1

Has the reporting entity had any Certificates of Authority, licenses or registrations (including corporate registration, if applicable) suspended or revoked by any governmental entity during the reporting period?

Yes ☐ No ☒

6.2

If yes, give full information:
.....

7.1

Does any foreign (non-United States) person or entity directly or indirectly control 10% or more of the reporting entity?

Yes ☐ No ☒

7.2

If yes,
7.21 State the percentage of foreign control;
7.22 State the nationality(s) of the foreign person(s) or entity(s); or if the entity is a mutual or reciprocal, the nationality of its manager or attorney-in-fact and identify the type of entity(s) (e.g., individual, corporation, government, manager or attorney-in-fact).

0.0 %

1 Nationality	2 Type of Entity
.....
.....

ANNUAL STATEMENT FOR THE YEAR 2022 OF THE HANOVER NATIONAL INSURANCE COMPANY

GENERAL INTERROGATORIES

- 8.1 Is the company a subsidiary of a depository institution holding company (DIHC) or a DIHC itself, regulated by the Federal Reserve Board? Yes [] No [X]
- 8.2 If the response to 8.1 is yes, please identify the name of the DIHC.
.....
- 8.3 Is the company affiliated with one or more banks, thrifts or securities firms? Yes [X] No []
- 8.4 If response to 8.3 is yes, please provide below the names and location (city and state of the main office) of any affiliates regulated by a federal regulatory services agency [i.e. the Federal Reserve Board (FRB), the Office of the Comptroller of the Currency (OCC), the Federal Deposit Insurance Corporation (FDIC) and the Securities Exchange Commission (SEC)] and identify the affiliate's primary federal regulator.

1 Affiliate Name	2 Location (City, State)	3 FRB	4 OCC	5 FDIC	6 SEC
Opus Investment Management, Inc	Worcester, MA	NO.....	NO.....	NO.....	YES.....

- 8.5 Is the reporting entity a depository institution holding company with significant insurance operations as defined by the Board of Governors of Federal Reserve System or a subsidiary of the depository institution holding company? Yes [] No [X]
- 8.6 If response to 8.5 is no, is the reporting entity a company or subsidiary of a company that has otherwise been made subject to the Federal Reserve Board's capital rule? Yes [] No [X] N/A []
9. What is the name and address of the independent certified public accountant or accounting firm retained to conduct the annual audit?
PricewaterhouseCoopers, LLP, 101 Seaport Boulevard, Suite 500, Boston, MA 02210
- 10.1 Has the insurer been granted any exemptions to the prohibited non-audit services provided by the certified independent public accountant requirements as allowed in Section 7H of the Annual Financial Reporting Model Regulation (Model Audit Rule), or substantially similar state law or regulation? Yes [] No [X]
- 10.2 If the response to 10.1 is yes, provide information related to this exemption:
.....
- 10.3 Has the insurer been granted any exemptions related to the other requirements of the Annual Financial Reporting Model Regulation as allowed for in Section 18A of the Model Regulation, or substantially similar state law or regulation? Yes [] No [X]
- 10.4 If the response to 10.3 is yes, provide information related to this exemption:
.....
- 10.5 Has the reporting entity established an Audit Committee in compliance with the domiciliary state insurance laws? Yes [X] No [] N/A []
- 10.6 If the response to 10.5 is no or n/a, please explain
.....
11. What is the name, address and affiliation (officer/employee of the reporting entity or actuary/consultant associated with an actuarial consulting firm) of the individual providing the statement of actuarial opinion/certification?
Julie Frechette, Assitant Vice President and Actuary, FCAS, MAAA, 440 Lincoln Street, Worcester, MA 01653
- 12.1 Does the reporting entity own any securities of a real estate holding company or otherwise hold real estate indirectly? Yes [] No [X]
- 12.11 Name of real estate holding company ...
- 12.12 Number of parcels involved 0
- 12.13 Total book/adjusted carrying value\$0
- 12.2 If, yes provide explanation:
.....
13. **FOR UNITED STATES BRANCHES OF ALIEN REPORTING ENTITIES ONLY:**
- 13.1 What changes have been made during the year in the United States manager or the United States trustees of the reporting entity?
.....
- 13.2 Does this statement contain all business transacted for the reporting entity through its United States Branch on risks wherever located? Yes [] No []
- 13.3 Have there been any changes made to any of the trust indentures during the year? Yes [] No []
- 13.4 If answer to (13.3) is yes, has the domiciliary or entry state approved the changes? Yes [] No [] N/A []
- 14.1 Are the senior officers (principal executive officer, principal financial officer, principal accounting officer or controller, or persons performing similar functions) of the reporting entity subject to a code of ethics, which includes the following standards? Yes [X] No []
- a. Honest and ethical conduct, including the ethical handling of actual or apparent conflicts of interest between personal and professional relationships;
- b. Full, fair, accurate, timely and understandable disclosure in the periodic reports required to be filed by the reporting entity;
- c. Compliance with applicable governmental laws, rules and regulations;
- d. The prompt internal reporting of violations to an appropriate person or persons identified in the code; and
- e. Accountability for adherence to the code.
- 14.11 If the response to 14.1 is No, please explain:
.....
- 14.2 Has the code of ethics for senior managers been amended? Yes [] No [X]
- 14.21 If the response to 14.2 is yes, provide information related to amendment(s).
.....
- 14.3 Have any provisions of the code of ethics been waived for any of the specified officers? Yes [] No [X]
- 14.31 If the response to 14.3 is yes, provide the nature of any waiver(s).
.....

ANNUAL STATEMENT FOR THE YEAR 2022 OF THE HANOVER NATIONAL INSURANCE COMPANY

GENERAL INTERROGATORIES

- 15.1 Is the reporting entity the beneficiary of a Letter of Credit that is unrelated to reinsurance where the issuing or confirming bank is not on the SVO Bank List? Yes [] No [X]
- 15.2 If the response to 15.1 is yes, indicate the American Bankers Association (ABA) Routing Number and the name of the issuing or confirming bank of the Letter of Credit and describe the circumstances in which the Letter of Credit is triggered.

1 American Bankers Association (ABA) Routing Number	2 Issuing or Confirming Bank Name	3 Circumstances That Can Trigger the Letter of Credit	4 Amount
.....0

BOARD OF DIRECTORS

16. Is the purchase or sale of all investments of the reporting entity passed upon either by the board of directors or a subordinate committee thereof? Yes [X] No []
17. Does the reporting entity keep a complete permanent record of the proceedings of its board of directors and all subordinate committees thereof? Yes [X] No []
18. Has the reporting entity an established procedure for disclosure to its board of directors or trustees of any material interest or affiliation on the part of any of its officers, directors, trustees or responsible employees that is in conflict or is likely to conflict with the official duties of such person? Yes [X] No []

FINANCIAL

19. Has this statement been prepared using a basis of accounting other than Statutory Accounting Principles (e.g., Generally Accepted Accounting Principles)? Yes [] No [X]
- 20.1 Total amount loaned during the year (inclusive of Separate Accounts, exclusive of policy loans):

20.11 To directors or other officers.....\$0

20.12 To stockholders not officers.....\$0

20.13 Trustees, supreme or grand (Fraternal Only)\$0
- 20.2 Total amount of loans outstanding at the end of year (inclusive of Separate Accounts, exclusive of policy loans):

20.21 To directors or other officers.....\$0

20.22 To stockholders not officers.....\$0

20.23 Trustees, supreme or grand (Fraternal Only)\$0
- 21.1 Were any assets reported in this statement subject to a contractual obligation to transfer to another party without the liability for such obligation being reported in the statement? Yes [] No [X]
- 21.2 If yes, state the amount thereof at December 31 of the current year:

21.21 Rented from others.....\$0

21.22 Borrowed from others.....\$0

21.23 Leased from others\$0

21.24 Other\$0
- 22.1 Does this statement include payments for assessments as described in the Annual Statement Instructions other than guaranty fund or guaranty association assessments? Yes [] No [X]
- 22.2 If answer is yes:

22.21 Amount paid as losses or risk adjustment \$0

22.22 Amount paid as expenses\$0

22.23 Other amounts paid\$0
- 23.1 Does the reporting entity report any amounts due from parent, subsidiaries or affiliates on Page 2 of this statement? Yes [X] No []
- 23.2 If yes, indicate any amounts receivable from parent included in the Page 2 amount:\$0
- 24.1 Does the insurer utilize third parties to pay agent commissions in which the amounts advanced by the third parties are not settled in full within 90 days? Yes [] No [X]
- 24.2 If the response to 24.1 is yes, identify the third-party that pays the agents and whether they are a related party.

Name of Third-Party	Is the Third-Party Agent a Related Party (Yes/No)
.....

INVESTMENT

- 25.01 Were all the stocks, bonds and other securities owned December 31 of current year, over which the reporting entity has exclusive control, in the actual possession of the reporting entity on said date? (other than securities lending programs addressed in 25.03)..... Yes [X] No []

ANNUAL STATEMENT FOR THE YEAR 2022 OF THE HANOVER NATIONAL INSURANCE COMPANY

GENERAL INTERROGATORIES

25.02 If no, give full and complete information relating thereto

25.03 For securities lending programs, provide a description of the program including value for collateral and amount of loaned securities, and whether collateral is carried on or off-balance sheet. (an alternative is to reference Note 17 where this information is also provided)
None- SEC lending program has been discontinued

25.04 For the reporting entity's securities lending program, report amount of collateral for conforming programs as outlined in the Risk-Based Capital Instructions. \$ 0

25.05 For the reporting entity's securities lending program, report amount of collateral for other programs. \$ 0

25.06 Does your securities lending program require 102% (domestic securities) and 105% (foreign securities) from the counterparty at the outset of the contract? Yes [] No [] N/A [X]

25.07 Does the reporting entity non-admit when the collateral received from the counterparty falls below 100%? Yes [] No [] N/A [X]

25.08 Does the reporting entity or the reporting entity 's securities lending agent utilize the Master Securities lending Agreement (MSLA) to conduct securities lending? Yes [] No [] N/A [X]

25.09 For the reporting entity's securities lending program state the amount of the following as of December 31 of the current year:

25.091 Total fair value of reinvested collateral assets reported on Schedule DL, Parts 1 and 2. \$ 0

25.092 Total book adjusted/carrying value of reinvested collateral assets reported on Schedule DL, Parts 1 and 2 \$ 0

25.093 Total payable for securities lending reported on the liability page. \$ 0

26.1 Were any of the stocks, bonds or other assets of the reporting entity owned at December 31 of the current year not exclusively under the control of the reporting entity or has the reporting entity sold or transferred any assets subject to a put option contract that is currently in force? (Exclude securities subject to Interrogatory 21.1 and 25.03). Yes [X] No []

26.2 If yes, state the amount thereof at December 31 of the current year:

26.21 Subject to repurchase agreements \$ 0

26.22 Subject to reverse repurchase agreements \$ 0

26.23 Subject to dollar repurchase agreements \$ 0

26.24 Subject to reverse dollar repurchase agreements \$ 0

26.25 Placed under option agreements \$ 0

26.26 Letter stock or securities restricted as to sale - excluding FHLB Capital Stock \$ 0

26.27 FHLB Capital Stock \$ 0

26.28 On deposit with states 150,000

26.29 On deposit with other regulatory bodies \$ 0

26.30 Pledged as collateral - excluding collateral pledged to an FHLB \$ 0

26.31 Pledged as collateral to FHLB - including assets backing funding agreements \$ 0

26.32 Other \$ 0

26.3 For category (26.26) provide the following:

1 Nature of Restriction	2 Description	3 Amount
		0

27.1 Does the reporting entity have any hedging transactions reported on Schedule DB? Yes [] No [X]

27.2 If yes, has a comprehensive description of the hedging program been made available to the domiciliary state? Yes [] No [] N/A [X]
If no, attach a description with this statement.

LINES 27.3 through 27.5: FOR LIFE/FRATERNAL REPORTING ENTITIES ONLY:

27.3 Does the reporting entity utilize derivatives to hedge variable annuity guarantees subject to fluctuations as a result of interest rate sensitivity? Yes [] No []

27.4 If the response to 27.3 is YES, does the reporting entity utilize:

27.41 Special accounting provision of SSAP No. 108 Yes [] No []

27.42 Permitted accounting practice Yes [] No []

27.43 Other accounting guidance Yes [] No []

27.5 By responding YES to 27.41 regarding utilizing the special accounting provisions of SSAP No. 108, the reporting entity attests to the following:

The reporting entity has obtained explicit approval from the domiciliary state.

Hedging strategy subject to the special accounting provisions is consistent with the requirements of VM-21.

Actuarial certification has been obtained which indicates that the hedging strategy is incorporated within the establishment of VM-21 reserves and provides the impact of the hedging strategy within the Actuarial Guideline Conditional Tail Expectation Amount.

Financial Officer Certification has been obtained which indicates that the hedging strategy meets the definition of a Clearly Defined Hedging Strategy within VM-21 and that the Clearly Defined Hedging Strategy is the hedging strategy being used by the company in its actual day-to-day risk mitigation efforts.

Yes [] No []

28.1 Were any preferred stocks or bonds owned as of December 31 of the current year mandatorily convertible into equity, or, at the option of the issuer, convertible into equity? Yes [] No [X]

28.2 If yes, state the amount thereof at December 31 of the current year. \$ 0

29. Excluding items in Schedule E - Part 3 - Special Deposits, real estate, mortgage loans and investments held physically in the reporting entity's offices, vaults or safety deposit boxes, were all stocks, bonds and other securities, owned throughout the current year held pursuant to a custodial agreement with a qualified bank or trust company in accordance with Section 1, III - General Examination Considerations, F. Outsourcing of Critical Functions, Custodial or Safekeeping Agreements of the NAIC Financial Condition Examiners Handbook? Yes [X] No []

29.01 For agreements that comply with the requirements of the NAIC Financial Condition Examiners Handbook, complete the following:

1 Name of Custodian(s)	2 Custodian's Address
Bank of New York Mellon	225 Liberty Street, New York, NY 10286

ANNUAL STATEMENT FOR THE YEAR 2022 OF THE HANOVER NATIONAL INSURANCE COMPANY

GENERAL INTERROGATORIES

29.02 For all agreements that do not comply with the requirements of the NAIC Financial Condition Examiners Handbook, provide the name, location and a complete explanation:

1 Name(s)	2 Location(s)	3 Complete Explanation(s)
.....

29.03 Have there been any changes, including name changes, in the custodian(s) identified in 29.01 during the current year?..... Yes [] No [X]

29.04 If yes, give full and complete information relating thereto:

1 Old Custodian	2 New Custodian	3 Date of Change	4 Reason
.....

29.05 Investment management – Identify all investment advisors, investment managers, broker/dealers, including individuals that have the authority to make investment decisions on behalf of the reporting entity. For assets that are managed internally by employees of the reporting entity, note as such. ["...that have access to the investment accounts"; "...handle securities"]

1 Name of Firm or Individual	2 Affiliation
Opus Investment Management, Inc	A.....
.....

29.0597 For those firms/individuals listed in the table for Question 29.05, do any firms/individuals unaffiliated with the reporting entity (i.e. designated with a "U") manage more than 10% of the reporting entity's invested assets?..... Yes [] No []

29.0598 For firms/individuals unaffiliated with the reporting entity (i.e. designated with a "U") listed in the table for Question 29.05, does the total assets under management aggregate to more than 50% of the reporting entity's invested assets?..... Yes [] No []

29.06 For those firms or individuals listed in the table for 29.05 with an affiliation code of "A" (affiliated) or "U" (unaffiliated), provide the information for the table below.

1 Central Registration Depository Number	2 Name of Firm or Individual	3 Legal Entity Identifier (LEI)	4 Registered With	5 Investment Management Agreement (IMA) Filed
107569	Opus Investment Management, Inc	549300UFGZJWL1MOS85	Securities Exchange Commission	DS.....
.....

30.1 Does the reporting entity have any diversified mutual funds reported in Schedule D, Part 2 (diversified according to the Securities and Exchange Commission (SEC) in the Investment Company Act of 1940 [Section 5(b)(1)])? Yes [] No [X]

30.2 If yes, complete the following schedule:

1 CUSIP #	2 Name of Mutual Fund	3 Book/Adjusted Carrying Value
.....	0
30.2999 - Total		0

30.3 For each mutual fund listed in the table above, complete the following schedule:

1 Name of Mutual Fund (from above table)	2 Name of Significant Holding of the Mutual Fund	3 Amount of Mutual Fund's Book/Adjusted Carrying Value Attributable to the Holding	4 Date of Valuation
.....	0
.....

ANNUAL STATEMENT FOR THE YEAR 2022 OF THE HANOVER NATIONAL INSURANCE COMPANY

GENERAL INTERROGATORIES

31. Provide the following information for all short-term and long-term bonds and all preferred stocks. Do not substitute amortized value or statement value for fair value.

	1	2	3
	Statement (Admitted) Value	Fair Value	Excess of Statement over Fair Value (-), or Fair Value over Statement (+)
31.1 Bonds	11,671,319	10,464,495	(1,206,824)
31.2 Preferred stocks	0	0	0
31.3 Totals	11,671,319	10,464,495	(1,206,824)

31.4 Describe the sources or methods utilized in determining the fair values:
Fair values are obtained by a quoted market price if available, otherwise, fair values are estimated using independent pricing sources or internally developed pricing models using discounted cash flow analysis.

32.1 Was the rate used to calculate fair value determined by a broker or custodian for any of the securities in Schedule D? Yes [] No [X]

32.2 If the answer to 32.1 is yes, does the reporting entity have a copy of the broker's or custodian's pricing policy (hard copy or electronic copy) for all brokers or custodians used as a pricing source? Yes [] No []

32.3 If the answer to 32.2 is no, describe the reporting entity's process for determining a reliable pricing source for purposes of disclosure of fair value for Schedule D:
.....

33.1 Have all the filing requirements of the Purposes and Procedures Manual of the NAIC Investment Analysis Office been followed? Yes [X] No []

33.2 If no, list exceptions:
.....

34. By self-designating 5GI securities, the reporting entity is certifying the following elements of each self-designated 5GI security:
a. Documentation necessary to permit a full credit analysis of the security does not exist or an NAIC CRP credit rating for an FE or PL security is not available.
b. Issuer or obligor is current on all contracted interest and principal payments.
c. The insurer has an actual expectation of ultimate payment of all contracted interest and principal.
Has the reporting entity self-designated 5GI securities? Yes [] No [X]

35. By self-designating PLGI securities, the reporting entity is certifying the following elements of each self-designated PLGI security:
a. The security was purchased prior to January 1, 2018.
b. The reporting entity is holding capital commensurate with the NAIC Designation reported for the security.
c. The NAIC Designation was derived from the credit rating assigned by an NAIC CRP in its legal capacity as a NRSRO which is shown on a current private letter rating held by the insurer and available for examination by state insurance regulators.
d. The reporting entity is not permitted to share this credit rating of the PL security with the SVO.
Has the reporting entity self-designated PLGI securities? Yes [] No [X]

36. By assigning FE to a Schedule BA non-registered private fund, the reporting entity is certifying the following elements of each self-designated FE fund:
a. The shares were purchased prior to January 1, 2019.
b. The reporting entity is holding capital commensurate with the NAIC Designation reported for the security.
c. The security had a public credit rating(s) with annual surveillance assigned by an NAIC CRP in its legal capacity as an NRSRO prior to January 1, 2019.
d. The fund only or predominantly holds bonds in its portfolio.
e. The current reported NAIC Designation was derived from the public credit rating(s) with annual surveillance assigned by an NAIC CRP in its legal capacity as an NRSRO.
f. The public credit rating(s) with annual surveillance assigned by an NAIC CRP has not lapsed.
Has the reporting entity assigned FE to Schedule BA non-registered private funds that complied with the above criteria? Yes [] No [X]

37. By rolling/renewing short-term or cash equivalent investments with continued reporting on Schedule DA, Part 1 or Schedule E Part 2 (identified through a code (%) in those investment schedules), the reporting entity is certifying to the following:
a. The investment is a liquid asset that can be terminated by the reporting entity on the current maturity date.
b. If the investment is with a nonrelated party or nonaffiliate, then it reflects an arms-length transaction with renewal completed at the discretion of all involved parties.
c. If the investment is with a related party or affiliate, then the reporting entity has completed robust re-underwriting of the transaction for which documentation is available for regulator review.
d. Short-term and cash equivalent investments that have been renewed/rolled from the prior period that do not meet the criteria in 37.a - 37.c are reported as long-term investments.
Has the reporting entity rolled/renewed short-term or cash equivalent investments in accordance with these criteria? Yes [X] No [] N/A []

ANNUAL STATEMENT FOR THE YEAR 2022 OF THE HANOVER NATIONAL INSURANCE COMPANY

GENERAL INTERROGATORIES

- 38.1 Does the reporting entity directly hold cryptocurrencies? Yes [] No [X]
- 38.2 If the response to 38.1 is yes, on what schedule are they reported?
.....
- 39.1 Does the reporting entity directly or indirectly accept cryptocurrencies as payments for premiums on policies? Yes [] No [X]
- 39.2 If the response to 39.1 is yes, are the cryptocurrencies held directly or are they immediately converted to U.S. dollars?
39.21 Held directly Yes [] No []
39.22 Immediately converted to U.S. dollars Yes [] No []
- 39.3 If the response to 38.1 or 39.1 is yes, list all cryptocurrencies accepted for payments of premiums or that are held directly.

1	2	3
Name of Cryptocurrency	Immediately Converted to USD, Directly Held, or Both	Accepted for Payment of Premiums
.....

OTHER

- 40.1 Amount of payments to trade associations, service organizations and statistical or rating bureaus, if any?\$0
- 40.2 List the name of the organization and the amount paid if any such payment represented 25% or more of the total payments to trade associations, service organizations and statistical or rating bureaus during the period covered by this statement.
- | 1 | 2 |
|-------|-------------|
| Name | Amount Paid |
| |0 |
- 41.1 Amount of payments for legal expenses, if any?\$0
- 41.2 List the name of the firm and the amount paid if any such payment represented 25% or more of the total payments for legal expenses during the period covered by this statement.
- | 1 | 2 |
|-------|-------------|
| Name | Amount Paid |
| |0 |
- 42.1 Amount of payments for expenditures in connection with matters before legislative bodies, officers or departments of government, if any?\$0
- 42.2 List the name of the firm and the amount paid if any such payment represented 25% or more of the total payment expenditures in connection with matters before legislative bodies, officers, or departments of government during the period covered by this statement.

1	2
Name	Amount Paid
.....0

GENERAL INTERROGATORIES

PART 2 - PROPERTY AND CASUALTY INTERROGATORIES

1.1

Does the reporting entity have any direct Medicare Supplement Insurance in force?

Yes [] No [X]

1.2

If yes, indicate premium earned on U. S. business only.

\$ 0

1.3

What portion of Item (1.2) is not reported on the Medicare Supplement Insurance Experience Exhibit?

\$ 0

1.31 Reason for excluding

1.4

Indicate amount of earned premium attributable to Canadian and/or Other Alien not included in Item (1.2) above.

\$ 0

1.5

Indicate total incurred claims on all Medicare Supplement Insurance.

\$ 0

1.6

Individual policies:

Most current three years:

1.61 Total premium earned\$ 0

1.62 Total incurred claims\$ 0

1.63 Number of covered lives 0

All years prior to most current three years

1.64 Total premium earned\$ 0

1.65 Total incurred claims\$ 0

1.66 Number of covered lives 0

1.7

Group policies:

Most current three years:

1.71 Total premium earned\$ 0

1.72 Total incurred claims\$ 0

1.73 Number of covered lives 0

All years prior to most current three years

1.74 Total premium earned\$ 0

1.75 Total incurred claims\$ 0

1.76 Number of covered lives 0

2.

Health Test:

1

Current Year

2

Prior Year

2.1 Premium Numerator0 0

2.2 Premium Denominator0 0

2.3 Premium Ratio (2.1/2.2)0.000 0.000

2.4 Reserve Numerator0 0

2.5 Reserve Denominator0 0

2.6 Reserve Ratio (2.4/2.5)0.000 0.000

3.1

Did the reporting entity issue participating policies during the calendar year?

Yes [] No [X]

3.2

If yes, provide the amount of premium written for participating and/or non-participating policies during the calendar year:

3.21 Participating policies\$ 0

3.22 Non-participating policies\$ 0

4.

For mutual reporting Entities and Reciprocal Exchanges Only:

4.1 Does the reporting entity issue assessable policies?

Yes [] No []

4.2 Does the reporting entity issue non-assessable policies?

Yes [] No []

4.3 If assessable policies are issued, what is the extent of the contingent liability of the policyholders?

% 0.0

4.4 Total amount of assessments paid or ordered to be paid during the year on deposit notes or contingent premiums.

\$ 0

5.

For Reciprocal Exchanges Only:

5.1 Does the Exchange appoint local agents?

Yes [] No []

5.2 If yes, is the commission paid:

5.21 Out of Attorney's-in-fact compensation..... Yes [] No [] N/A []

5.22 As a direct expense of the exchange..... Yes [] No [] N/A []

5.3

What expenses of the Exchange are not paid out of the compensation of the Attorney-in-fact?

5.4

Has any Attorney-in-fact compensation, contingent on fulfillment of certain conditions, been deferred?

Yes [] No []

5.5

If yes, give full information

16

ANNUAL STATEMENT FOR THE YEAR 2022 OF THE HANOVER NATIONAL INSURANCE COMPANY

GENERAL INTERROGATORIES

PART 2 - PROPERTY AND CASUALTY INTERROGATORIES

- 6.1

What provision has this reporting entity made to protect itself from an excessive loss in the event of a catastrophe under a workers' compensation contract issued without limit of loss?
The Company cedes 100% of its business to The Hanover Insurance Company (Hanover). Hanover maintains workers' compensation coverage under its casualty excess of loss reinsurance agreement.
- 6.2

Describe the method used to estimate this reporting entity's probable maximum insurance loss, and identify the type of insured exposures comprising that probable maximum loss, the locations of concentrations of those exposures and the external resources (such as consulting firms or computer software models), if any, used in the estimation process.
Not applicable
- 6.3

What provision has this reporting entity made (such as a catastrophic reinsurance program) to protect itself from an excessive loss arising from the types and concentrations of insured exposures comprising its probable maximum property insurance loss?
The Company cedes 100% to the Hanover Insurance Company. Effective July 1, 2022, we have catastrophe protection through a per occurrence excess of loss reinsurance agreement with Commonwealth Re Ltd. ("Commonwealth Re"), an independent company, licensed as a Special Purpose Insurer in Bermuda. The reinsurance agreement meets the requirements to be accounted for as reinsurance in accordance with the guidance for reinsurance contracts. In connection with the reinsurance agreement, Commonwealth Re issued notes (generally referred to as "catastrophe bonds") to investors in amounts totaling \$150 million, consistent with the amount of coverage provided under the reinsurance agreement as described below. The proceeds were deposited in a reinsurance trust account.
The reinsurance agreement provides us with coverage of up to \$150 million through June 30, 2025, for catastrophe losses from named tropical storms or hurricanes, including all events or perils directly resulting from such storm or storm system, which may include, by way of example and not limitation, hurricane, wind, gusts, typhoon, hail, rain, tornadoes, cyclones, ensuing flood, storm surge, water damage, fire following, sprinkler leakage, riots, vandalism, and collapse. For events up to and including June 30, 2025, we are entitled to begin recovering amounts under this reinsurance agreement if the covered losses in the covered area for a single occurrence reach an initial attachment amount of \$1.3 billion. The full \$150 million coverage amount is available until such covered losses reach a maximum \$1.45 billion. The attachment level and the maximum level (or exhaustion level) under this agreement may be reset annually to adjust the expected loss of the layer within a predetermined range. The coverage under the reinsurance agreement is limited to specified personal and commercial property coverage written in the following geographies in the United States: Connecticut, Delaware, District of Columbia, Maine, Maryland, Massachusetts, New Hampshire, New Jersey, New York, Pennsylvania, Rhode Island, Vermont and Virginia.
Additionally, The Hanover has traditional reinsurance coverage which provides \$1.1 billion of occurrence reinsurance limit excess of \$200 million, placed at 100%. Plus, there is an additional \$150 million of traditional occurrence reinsurance limit at the top of the reinsurance structure, placed at 33.34%.
Lastly, The Hanover opted not to renew the former top-and-agg structure at 07/01/2022 which provided aggregate reinsurance coverage for \$75 million excess of \$250 million (agg) and/or occurrence coverage for \$75 million excess of \$1.1 billion (top).
- 6.4

Does the reporting entity carry catastrophe reinsurance protection for at least one reinstatement, in an amount sufficient to cover its estimated probable maximum loss attributable to a single loss event or occurrence?

Yes [☐] No [☒]
- 6.5

If no, describe any arrangements or mechanisms employed by the reporting entity to supplement its catastrophe reinsurance program or to hedge its exposure to uninsured catastrophic loss.
The Company cedes 100% of its business to The Hanover Insurance Company.
- 7.1

Has this reporting entity reinsured any risk with any other entity under a quota share reinsurance contract that includes a provision that would limit the reinsurer's losses below the stated quota share percentage (e.g., a deductible, a loss ratio corridor, a loss cap, an aggregate limit or any similar provisions)?.....

Yes [☐] No [☒]
- 7.2

If yes, indicate the number of reinsurance contracts containing such provisions:

0
- 7.3

If yes, does the amount of reinsurance credit taken reflect the reduction in quota share coverage caused by any applicable limiting provision(s)?.....

Yes [☐] No [☐]
- 8.1

Has this reporting entity reinsured any risk with any other entity and agreed to release such entity from liability, in whole or in part, from any loss that may occur on this risk, or portion thereof, reinsured?

Yes [☐] No [☒]
- 8.2

If yes, give full information
.....
- 9.1

Has the reporting entity ceded any risk under any reinsurance contract (or under multiple contracts with the same reinsurer or its affiliates) for which during the period covered by the statement: (i) it recorded a positive or negative underwriting result greater than 5% of prior year-end surplus as regards policyholders or it reported calendar year written premium ceded or year-end loss and loss expense reserves ceded greater than 5% of prior year-end surplus as regards policyholders; (ii) it accounted for that contract as reinsurance and not as a deposit; and (iii) the contract(s) contain one or more of the following features or other features that would have similar results:
(a) A contract term longer than two years and the contract is noncancellable by the reporting entity during the contract term;
(b) A limited or conditional cancellation provision under which cancellation triggers an obligation by the reporting entity, or an affiliate of the reporting entity, to enter into a new reinsurance contract with the reinsurer, or an affiliate of the reinsurer;
(c) Aggregate stop loss reinsurance coverage;
(d) A unilateral right by either party (or both parties) to commute the reinsurance contract, whether conditional or not, except for such provisions which are only triggered by a decline in the credit status of the other party;
(e) A provision permitting reporting of losses, or payment of losses, less frequently than on a quarterly basis (unless there is no activity during the period); or
(f) Payment schedule, accumulating retentions from multiple years or any features inherently designed to delay timing of the reimbursement to the ceding entity.

Yes [☐] No [☒]
- 9.2

Has the reporting entity during the period covered by the statement ceded any risk under any reinsurance contract (or under multiple contracts with the same reinsurer or its affiliates), for which, during the period covered by the statement, it recorded a positive or negative underwriting result greater than 5% of prior year-end surplus as regards policyholders or it reported calendar year written premium ceded or year-end loss and loss expense reserves ceded greater than 5% of prior year-end surplus as regards policyholders; excluding cessions to approved pooling arrangements or to captive insurance companies that are directly or indirectly controlling, controlled by, or under common control with (i) one or more unaffiliated policyholders of the reporting entity, or (ii) an association of which one or more unaffiliated policyholders of the reporting entity is a member where:
(a) The written premium ceded to the reinsurer by the reporting entity or its affiliates represents fifty percent (50%) or more of the entire direct and assumed premium written by the reinsurer based on its most recently available financial statement; or
(b) Twenty-five percent (25%) or more of the written premium ceded to the reinsurer has been retroceded back to the reporting entity or its affiliates in a separate reinsurance contract.

Yes [☐] No [☒]
- 9.3

If yes to 9.1 or 9.2, please provide the following information in the Reinsurance Summary Supplemental Filing for General Interrogatory 9:
(a) The aggregate financial statement impact gross of all such ceded reinsurance contracts on the balance sheet and statement of income;
(b) A summary of the reinsurance contract terms and indicate whether it applies to the contracts meeting the criteria in 9.1 or 9.2; and
(c) A brief discussion of management's principle objectives in entering into the reinsurance contract including the economic purpose to be achieved.
- 9.4

Except for transactions meeting the requirements of paragraph 36 of SSAP No. 62R - Property and Casualty Reinsurance, has the reporting entity ceded any risk under any reinsurance contract (or multiple contracts with the same reinsurer or its affiliates) during the period covered by the financial statement, and either:
(a) Accounted for that contract as reinsurance (either prospective or retroactive) under statutory accounting principles ("SAP") and as a deposit under generally accepted accounting principles ("GAAP"); or
(b) Accounted for that contract as reinsurance under GAAP and as a deposit under SAP?

Yes [☐] No [☒]
- 9.5

If yes to 9.4, explain in the Reinsurance Summary Supplemental Filing for General Interrogatory 9 (Section D) why the contract(s) is treated differently for GAAP and SAP.

ANNUAL STATEMENT FOR THE YEAR 2022 OF THE HANOVER NATIONAL INSURANCE COMPANY

- 9.6

The reporting entity is exempt from the Reinsurance Attestation Supplement under one or more of the following criteria:

(a) The entity does not utilize reinsurance; or,

(b) The entity only engages in a 100% quota share contract with an affiliate and the affiliated or lead company has filed an attestation supplement; or

(c) The entity has no external cessions and only participates in an intercompany pool and the affiliated or lead company has filed an attestation supplement.

Yes

[

X

]

No

[

]
10.

If the reporting entity has assumed risks from another entity, there should be charged on account of such reinsurances a reserve equal to that which the original entity would have been required to charge had it retained the risks. Has this been done?

Yes

[

]

No

[

]

N/A

[

X

]

ANNUAL STATEMENT FOR THE YEAR 2022 OF THE HANOVER NATIONAL INSURANCE COMPANY

GENERAL INTERROGATORIES

PART 2 - PROPERTY AND CASUALTY INTERROGATORIES

11.1 Has the reporting entity guaranteed policies issued by any other entity and now in force? Yes [] No [X]

11.2 If yes, give full information
.....

12.1 If the reporting entity recorded accrued retrospective premiums on insurance contracts on Line 15.3 of the asset schedule, Page 2, state the amount of corresponding liabilities recorded for:

12.11 Unpaid losses\$0

12.12 Unpaid underwriting expenses (including loss adjustment expenses)\$0

12.2 Of the amount on Line 15.3, Page 2, state the amount which is secured by letters of credit, collateral and other funds\$0

12.3 If the reporting entity underwrites commercial insurance risks, such as workers' compensation, are premium notes or promissory notes accepted from its insureds covering unpaid premiums and/or unpaid losses? Yes [] No [X] N/A []

12.4 If yes, provide the range of interest rates charged under such notes during the period covered by this statement:

12.41 From0.0 %

12.42 To.....0.0 %

12.5 Are letters of credit or collateral and other funds received from insureds being utilized by the reporting entity to secure premium notes or promissory notes taken by a reporting entity, or to secure any of the reporting entity's reported direct unpaid loss reserves , including unpaid losses under loss deductible features of commercial policies? Yes [] No [X]

12.6 If yes, state the amount thereof at December 31 of the current year:

12.61 Letters of credit\$0

12.62 Collateral and other funds.....\$0

13.1 Largest net aggregate amount insured in any one risk (excluding workers' compensation):\$0

13.2 Does any reinsurance contract considered in the calculation of this amount include an aggregate limit of recovery without also including a reinstatement provision? Yes [] No [X]

13.3 State the number of reinsurance contracts (excluding individual facultative risk certificates, but including facultative programs, automatic facilities or facultative obligatory contracts) considered in the calculation of the amount.0

14.1 Is the company a cedant in a multiple cedant reinsurance contract? Yes [] No [X]

14.2 If yes, please describe the method of allocating and recording reinsurance among the cedants:
.....

14.3 If the answer to 14.1 is yes, are the methods described in item 14.2 entirely contained in the respective multiple cedant reinsurance contracts? Yes [] No []

14.4 If the answer to 14.3 is no, are all the methods described in 14.2 entirely contained in written agreements? Yes [] No []

14.5 If the answer to 14.4 is no, please explain:
.....

15.1 Has the reporting entity guaranteed any financed premium accounts? Yes [] No [X]

15.2 If yes, give full information
.....

16.1 Does the reporting entity write any warranty business? Yes [] No [X]
If yes, disclose the following information for each of the following types of warranty coverage:

	1 Direct Losses Incurred	2 Direct Losses Unpaid	3 Direct Written Premium	4 Direct Premium Unearned	5 Direct Premium Earned
16.11 Home	0	0	0	0	0
16.12 Products	0	0	0	0	0
16.13 Automobile	0	0	0	0	0
16.14 Other*	0	0	0	0	0

* Disclose type of coverage:
.....

ANNUAL STATEMENT FOR THE YEAR 2022 OF THE HANOVER NATIONAL INSURANCE COMPANY

GENERAL INTERROGATORIES

PART 2 - PROPERTY AND CASUALTY INTERROGATORIES

17.1

Does the reporting entity include amounts recoverable on unauthorized reinsurance in Schedule F - Part 3 that is exempt from the statutory provision for unauthorized reinsurance?

Yes [☐] No [☒]

Incurred but not reported losses on contracts in force prior to July 1, 1984, and not subsequently renewed are exempt from the statutory provision for unauthorized reinsurance. Provide the following information for this exemption:

17.11

Gross amount of unauthorized reinsurance in Schedule F - Part 3 exempt from the statutory provision for unauthorized reinsurance

\$0

17.12

Unfunded portion of Interrogatory 17.11

\$0

17.13

Paid losses and loss adjustment expenses portion of Interrogatory 17.11.....

\$0

17.14

Case reserves portion of Interrogatory 17.11

\$0

17.15

Incurred but not reported portion of Interrogatory 17.11

\$0

17.16

Unearned premium portion of Interrogatory 17.11

\$0

17.17

Contingent commission portion of Interrogatory 17.11

\$0

18.1

Do you act as a custodian for health savings accounts?

Yes [☐] No [☒]

18.2

If yes, please provide the amount of custodial funds held as of the reporting date.

\$0

18.3

Do you act as an administrator for health savings accounts?

Yes [☐] No [☒]

18.4

If yes, please provide the balance of funds administered as of the reporting date.

\$0

19.

Is the reporting entity licensed or chartered, registered, qualified, eligible or writing business in at least two states?

Yes [☐] No [☒]

19.1

If no, does the reporting entity assume reinsurance business that covers risks residing in at least one state other than the state of domicile of the reporting entity?

Yes [☐] No [☒]

ANNUAL STATEMENT FOR THE YEAR 2022 OF THE HANOVER NATIONAL INSURANCE COMPANY

FIVE-YEAR HISTORICAL DATA

Show amounts in whole dollars only, no cents; show percentages to one decimal place, i.e. 17.6.

	1 2022	2 2021	3 2020	4 2019	5 2018
Gross Premiums Written (Page 8, Part 1B Cols. 1, 2 & 3)					
1. Liability lines (Lines 11, 16, 17, 18 & 19)	0	0	0	0	0
2. Property lines (Lines 1, 2, 9, 12, 21 & 26)	0	0	0	0	0
3. Property and liability combined lines (Lines 3, 4, 5, 8, 22 & 27)	0	0	0	0	0
4. All other lines (Lines 6, 10, 13, 14, 15, 23, 24, 28, 29, 30 & 34)	0	0	0	0	0
5. Nonproportional reinsurance lines (Lines 31, 32 & 33)	0	0	0	0	0
6. Total (Line 35)	0	0	0	0	0
Net Premiums Written (Page 8, Part 1B, Col. 6)					
7. Liability lines (Lines 11, 16, 17, 18 & 19)	0	0	0	0	0
8. Property lines (Lines 1, 2, 9, 12, 21 & 26)	0	0	0	0	0
9. Property and liability combined lines (Lines 3, 4, 5, 8, 22 & 27)	0	0	0	0	0
10. All other lines (Lines 6, 10, 13, 14, 15, 23, 24, 28, 29, 30 & 34)	0	0	0	0	0
11. Nonproportional reinsurance lines (Lines 31, 32 & 33)	0	0	0	0	0
12. Total (Line 35)	0	0	0	0	0
Statement of Income (Page 4)					
13. Net underwriting gain (loss) (Line 8)	0	0	0	0	0
14. Net investment gain (loss) (Line 11)	294,449	333,759	329,433	326,962	343,231
15. Total other income (Line 15)	0	0	0	0	0
16. Dividends to policyholders (Line 17)	0	0	0	0	0
17. Federal and foreign income taxes incurred (Line 19)	59,598	61,335	67,800	69,744	68,049
18. Net income (Line 20)	234,851	272,424	261,633	257,218	275,182
Balance Sheet Lines (Pages 2 and 3)					
19. Total admitted assets excluding protected cell business (Page 2, Line 26, Col. 3)	12,176,888	12,241,306	12,172,314	12,109,359	12,150,531
20. Premiums and considerations (Page 2, Col. 3)					
20.1 In course of collection (Line 15.1)	0	0	0	0	0
20.2 Deferred and not yet due (Line 15.2)	0	0	0	0	0
20.3 Accrued retrospective premiums (Line 15.3)	0	0	0	0	0
21. Total liabilities excluding protected cell business (Page 3, Line 26)	9,028	5,860	7,352	6,426	4,622
22. Losses (Page 3, Line 1)	0	0	0	0	0
23. Loss adjustment expenses (Page 3, Line 3)	0	0	0	0	0
24. Unearned premiums (Page 3, Line 9)	0	0	0	0	0
25. Capital paid up (Page 3, Lines 30 & 31)	1,000,000	1,000,000	1,000,000	1,000,000	1,000,000
26. Surplus as regards policyholders (Page 3, Line 37) ..	12,167,860	12,235,446	12,164,962	12,102,933	12,145,909
Cash Flow (Page 5)					
27. Net cash from operations (Line 11)	242,186	268,965	266,321	280,964	266,194
Risk-Based Capital Analysis					
28. Total adjusted capital	12,167,860	12,235,446	12,164,962	12,102,933	12,145,909
29. Authorized control level risk-based capital	122,470	129,012	49,893	54,271	71,684
Percentage Distribution of Cash, Cash Equivalents and Invested Assets (Page 2, Col. 3) (Line divided by Page 2, Line 12, Col. 3) x100.0					
30. Bonds (Line 1)	96.4	96.7	94.0	87.7	98.8
31. Stocks (Lines 2.1 & 2.2)	0.0	0.0	0.0	0.0	0.0
32. Mortgage loans on real estate (Lines 3.1 and 3.2)	0.0	0.0	0.0	0.0	0.0
33. Real estate (Lines 4.1, 4.2 & 4.3)	0.0	0.0	0.0	0.0	0.0
34. Cash, cash equivalents and short-term investments (Line 5)	3.6	3.3	6.0	12.3	1.2
35. Contract loans (Line 6)	0.0	0.0	0.0	0.0	0.0
36. Derivatives (Line 7)	0.0	0.0	0.0	0.0	0.0
37. Other invested assets (Line 8)	0.0	0.0	0.0	0.0	0.0
38. Receivables for securities (Line 9)	0.0	0.0	0.0	0.0	0.0
39. Securities lending reinvested collateral assets (Line 10)	0.0	0.0	0.0	0.0	0.0
40. Aggregate write-ins for invested assets (Line 11) ..	0.0	0.0	0.0	0.0	0.0
41. Cash, cash equivalents and invested assets (Line 12)	100.0	100.0	100.0	100.0	100.0
Investments in Parent, Subsidiaries and Affiliates					
42. Affiliated bonds (Schedule D, Summary, Line 12, Col. 1)	0	0	0	0	0
43. Affiliated preferred stocks (Schedule D, Summary, Line 18, Col. 1)	0	0	0	0	0
44. Affiliated common stocks (Schedule D, Summary, Line 24, Col. 1)	0	0	0	0	0
45. Affiliated short-term investments (subtotals included in Schedule DA Verification, Col. 5, Line 10)	0	0	0	0	0
46. Affiliated mortgage loans on real estate	0	0	0	0	0
47. All other affiliated	0	0	0	0	0
48. Total of above Lines 42 to 47	0	0	0	0	0
49. Total Investment in Parent included in Lines 42 to 47 above	0	0	0	0	0
50. Percentage of investments in parent, subsidiaries and affiliates to surplus as regards policyholders (Line 48 above divided by Page 3, Col. 1, Line 37 x 100.0)	0.0	0.0	0.0	0.0	0.0

FIVE-YEAR HISTORICAL DATA

(Continued)

	1 2022	2 2021	3 2020	4 2019	5 2018
Capital and Surplus Accounts (Page 4)					
51. Net unrealized capital gains (losses) (Line 24)	0	0	0	0	0
52. Dividends to stockholders (Line 35)	(300,000)	(200,000)	(200,000)	(300,000)	(200,000)
53. Change in surplus as regards policyholders for the year (Line 38)	(67,586)	70,484	62,029	(42,976)	75,248
Gross Losses Paid (Page 9, Part 2, Cols. 1 & 2)					
54. Liability lines (Lines 11, 16, 17, 18 & 19)	0	0	0	0	0
55. Property lines (Lines 1, 2, 9, 12, 21 & 26)	0	0	0	0	0
56. Property and liability combined lines (Lines 3, 4, 5, 8, 22 & 27)	0	0	0	0	0
57. All other lines (Lines 6, 10, 13, 14, 15, 23, 24, 28, 29, 30 & 34)	0	0	0	0	0
58. Nonproportional reinsurance lines (Lines 31, 32 & 33)	0	0	0	0	0
59. Total (Line 35)	0	0	0	0	0
Net Losses Paid (Page 9, Part 2, Col. 4)					
60. Liability lines (Lines 11, 16, 17, 18 & 19)	0	0	0	0	0
61. Property lines (Lines 1, 2, 9, 12, 21 & 26)	0	0	0	0	0
62. Property and liability combined lines (Lines 3, 4, 5, 8, 22 & 27)	0	0	0	0	0
63. All other lines (Lines 6, 10, 13, 14, 15, 23, 24, 28, 29, 30 & 34)	0	0	0	0	0
64. Nonproportional reinsurance lines (Lines 31, 32 & 33)	0	0	0	0	0
65. Total (Line 35)	0	0	0	0	0
Operating Percentages (Page 4) (Line divided by Page 4, Line 1) x 100.0					
66. Premiums earned (Line 1)	100.0	100.0	100.0	100.0	100.0
67. Losses incurred (Line 2)	0.0	0.0	0.0	0.0	0.0
68. Loss expenses incurred (Line 3)	0.0	0.0	0.0	0.0	0.0
69. Other underwriting expenses incurred (Line 4)	0.0	0.0	0.0	0.0	0.0
70. Net underwriting gain (loss) (Line 8)	0.0	0.0	0.0	0.0	0.0
Other Percentages					
71. Other underwriting expenses to net premiums written (Page 4, Lines 4 + 5 - 15 divided by Page 8, Part 1B, Col. 6, Line 35 x 100.0)	0.0	0.0	0.0	0.0	0.0
72. Losses and loss expenses incurred to premiums earned (Page 4, Lines 2 + 3 divided by Page 4, Line 1 x 100.0)	0.0	0.0	0.0	0.0	0.0
73. Net premiums written to policyholders' surplus (Page 8, Part 1B, Col. 6, Line 35 divided by Page 3, Line 37, Col. 1 x 100.0)	0.0	0.0	0.0	0.0	0.0
One Year Loss Development (\$000 omitted)					
74. Development in estimated losses and loss expenses incurred prior to current year (Schedule P - Part 2 - Summary, Line 12, Col. 11)	0	0	0	0	0
75. Percent of development of losses and loss expenses incurred to policyholders' surplus of prior year end (Line 74 above divided by Page 4, Line 21, Col. 1 x 100.0).....	0.0	0.0	0.0	0.0	0.0
Two Year Loss Development (\$000 omitted)					
76. Development in estimated losses and loss expenses incurred two years before the current year and prior year (Schedule P, Part 2 - Summary, Line 12, Col. 12)	0	0	0	0	0
77. Percent of development of losses and loss expenses incurred to reported policyholders' surplus of second prior year end (Line 76 above divided by Page 4, Line 21, Col. 2 x 100.0)	0.0	0.0	0.0	0.0	0.0

NOTE: If a party to a merger, have the two most recent years of this exhibit been restated due to a merger in compliance with the disclosure requirements of SSAP No. 3, Accounting Changes and Correction of Errors?

Yes [] No []

If no, please explain:



ANNUAL STATEMENT FOR THE YEAR 2022 OF THE HANOVER NATIONAL INSURANCE COMPANY

EXHIBIT OF PREMIUMS AND LOSSES (Statutory Page 14)

NAIC Group Code 0088 BUSINESS IN THE STATE OF New Hampshire DURING THE YEAR 2022 NAIC Company Code 13147

Line of Business	Gross Premiums, Including Policy and Membership Fees, Less Return Premiums and Premiums on Policies not Taken		3	4	5	6	7	8	9	10	11	12
	1	2										
	Direct Premiums Written	Direct Premiums Earned	Dividends Paid or Credited to Policyholders on Direct Business	Direct Unearned Premium Reserves	Direct Losses Paid (deducting salvage)	Direct Losses Incurred	Direct Losses Unpaid	Direct Defense and Cost Containment Expense Paid	Direct Defense and Cost Containment Expense Incurred	Direct Defense and Cost Containment Expense Unpaid	Commissions and Brokerage Expenses	Taxes, Licenses and Fees
1. Fire	0	0	0	0	0	0	0	0	0	0	0	0
2.1 Allied Lines	0	0	0	0	0	0	0	0	0	0	0	0
2.2 Multiple Peril Crop	0	0	0	0	0	0	0	0	0	0	0	0
2.3 Federal Flood	0	0	0	0	0	0	0	0	0	0	0	0
2.4. Private Crop	0	0	0	0	0	0	0	0	0	0	0	0
2.5 Private Flood	0	0	0	0	0	0	0	0	0	0	0	0
3. Farmowners Multiple Peril	0	0	0	0	0	0	0	0	0	0	0	0
4. Homeowners Multiple Peril	0	0	0	0	0	0	0	0	0	0	0	0
5.1 Commercial Multiple Peril (Non-Liability Portion)	0	0	0	0	0	0	0	0	0	0	0	0
5.2 Commercial Multiple Peril (Liability Portion)	0	0	0	0	0	0	0	0	0	0	0	0
6. Mortgage Guaranty	0	0	0	0	0	0	0	0	0	0	0	0
8. Ocean Marine	0	0	0	0	0	0	0	0	0	0	0	0
9. Inland Marine	0	0	0	0	0	0	0	0	0	0	0	0
10. Financial Guaranty	0	0	0	0	0	0	0	0	0	0	0	0
11.1 Medical Professional Liability - Occurrence	0	0	0	0	0	0	0	0	0	0	0	0
11.2 Medical Professional Liability - Claims-Made	0	0	0	0	0	0	0	0	0	0	0	0
12. Earthquake	0	0	0	0	0	0	0	0	0	0	0	0
13.1 Comprehensive (hospital and medical) ind (b)	0	0	0	0	0	0	0	0	0	0	0	0
13.2 Comprehensive (hospital and medical) group (b)	0	0	0	0	0	0	0	0	0	0	0	0
14. Credit A&H (Group and Individual)	0	0	0	0	0	0	0	0	0	0	0	0
15.1 Vision Only (b).....	0	0	0	0	0	0	0	0	0	0	0	0
15.2 Dental Only (b)	0	0	0	0	0	0	0	0	0	0	0	0
15.3 Disability Income (b)	0	0	0	0	0	0	0	0	0	0	0	0
15.4 Medicare Supplement (b)	0	0	0	0	0	0	0	0	0	0	0	0
15.5 Medicaid Title XIX (b)	0	0	0	0	0	0	0	0	0	0	0	0
15.6 Medicare Title XVIII (b).....	0	0	0	0	0	0	0	0	0	0	0	0
15.7 Long-Term Care (b)	0	0	0	0	0	0	0	0	0	0	0	0
15.8 Federal Employees Health Benefits Plan (b)	0	0	0	0	0	0	0	0	0	0	0	0
15.9 Other Health (b)	0	0	0	0	0	0	0	0	0	0	0	0
16. Workers' Compensation	0	0	0	0	0	0	0	0	0	0	0	0
17.1 Other Liability - Occurrence	0	0	0	0	0	0	0	0	0	0	0	0
17.2 Other Liability - Claims-Made	0	0	0	0	0	0	0	0	0	0	0	0
17.3 Excess Workers' Compensation	0	0	0	0	0	0	0	0	0	0	0	0
18.1 Products Liability - Occurrence	0	0	0	0	0	0	0	0	0	0	0	0
18.2 Products Liability - Claims-Made	0	0	0	0	0	0	0	0	0	0	0	0
19.1 Private Passenger Auto No-Fault (Personal Injury Protection)	0	0	0	0	0	0	0	0	0	0	0	0
19.2 Other Private Passenger Auto Liability	0	0	0	0	0	0	0	0	0	0	0	440
19.3 Commercial Auto No-Fault (Personal Injury Protection)	0	0	0	0	0	0	0	0	0	0	0	0
19.4 Other Commercial Auto Liability	0	0	0	0	0	0	0	0	0	0	0	0
21.1 Private Passenger Auto Physical Damage	0	0	0	0	0	0	0	0	0	0	0	0
21.2 Commercial Auto Physical Damage	0	0	0	0	0	0	0	0	0	0	0	0
22. Aircraft (all perils)	0	0	0	0	0	0	0	0	0	0	0	0
23. Fidelity	0	0	0	0	0	0	0	0	0	0	0	0
24. Surety	0	0	0	0	0	0	0	0	0	0	0	0
26. Burglary and Theft	0	0	0	0	0	0	0	0	0	0	0	0
27. Boiler and Machinery	0	0	0	0	0	0	0	0	0	0	0	0
28. Credit	0	0	0	0	0	0	0	0	0	0	0	0
29. International	0	0	0	0	0	0	0	0	0	0	0	0
30. Warranty	0	0	0	0	0	0	0	0	0	0	0	0
31. Reins nonproportional assumed property	XXX	XXX	XXX	XXX	XXX	XXX	XXX	XXX	XXX	XXX	XXX	XXX
32. Reins nonproportional assumed liability	XXX	XXX	XXX	XXX	XXX	XXX	XXX	XXX	XXX	XXX	XXX	XXX
33. Reins nonproportional assumed financial lines	XXX	XXX	XXX	XXX	XXX	XXX	XXX	XXX	XXX	XXX	XXX	XXX
34. Aggregate Write-Ins for Other Lines of Business	0	0	0	0	0	0	0	0	0	0	0	0
35. Total (a)	0	0	0	0	0	0	0	0	0	0	0	440
DETAILS OF WRITE-INS												
3401.												
3402.												
3403.												
3498. Summary of remaining write-ins for Line 34 from overflow page	0	0	0	0	0	0	0	0	0	0	0	0
3499. Totals (Lines 3401 thru 3403 plus 3498)(Line 34 above)	0	0	0	0	0	0	0	0	0	0	0	0

(a) Finance and service charges not included in Lines 1 to 35 \$0
(b) For health business on indicated lines report: Number of persons insured under PPO managed care products0 and number of persons insured under indemnity only products0 .



ANNUAL STATEMENT FOR THE YEAR 2022 OF THE HANOVER NATIONAL INSURANCE COMPANY

EXHIBIT OF PREMIUMS AND LOSSES (Statutory Page 14)

NAIC Group Code 0088 BUSINESS IN THE STATE OF Grand Total DURING THE YEAR 2022 NAIC Company Code 13147

Line of Business	Gross Premiums, Including Policy and Membership Fees, Less Return Premiums and Premiums on Policies not Taken		3	4	5	6	7	8	9	10	11	12
	1	2										
	Direct Premiums Written	Direct Premiums Earned	Dividends Paid or Credited to Policyholders on Direct Business	Direct Unearned Premium Reserves	Direct Losses Paid (deducting salvage)	Direct Losses Incurred	Direct Losses Unpaid	Direct Defense and Cost Containment Expense Paid	Direct Defense and Cost Containment Expense Incurred	Direct Defense and Cost Containment Expense Unpaid	Commissions and Brokerage Expenses	Taxes, Licenses and Fees
1. Fire	0	0	0	0	0	0	0	0	0	0	0	0
2.1 Allied Lines	0	0	0	0	0	0	0	0	0	0	0	0
2.2 Multiple Peril Crop	0	0	0	0	0	0	0	0	0	0	0	0
2.3 Federal Flood	0	0	0	0	0	0	0	0	0	0	0	0
2.4. Private Crop	0	0	0	0	0	0	0	0	0	0	0	0
2.5 Private Flood	0	0	0	0	0	0	0	0	0	0	0	0
3. Farmowners Multiple Peril	0	0	0	0	0	0	0	0	0	0	0	0
4. Homeowners Multiple Peril	0	0	0	0	0	0	0	0	0	0	0	0
5.1 Commercial Multiple Peril (Non-Liability Portion)	0	0	0	0	0	0	0	0	0	0	0	0
5.2 Commercial Multiple Peril (Liability Portion)	0	0	0	0	0	0	0	0	0	0	0	0
6. Mortgage Guaranty	0	0	0	0	0	0	0	0	0	0	0	0
8. Ocean Marine	0	0	0	0	0	0	0	0	0	0	0	0
9. Inland Marine	0	0	0	0	0	0	0	0	0	0	0	0
10. Financial Guaranty	0	0	0	0	0	0	0	0	0	0	0	0
11.1 Medical Professional Liability - Occurrence	0	0	0	0	0	0	0	0	0	0	0	0
11.2 Medical Professional Liability - Claims-Made	0	0	0	0	0	0	0	0	0	0	0	0
12. Earthquake	0	0	0	0	0	0	0	0	0	0	0	0
13.1 Comprehensive (hospital and medical) ind (b)	0	0	0	0	0	0	0	0	0	0	0	0
13.2 Comprehensive (hospital and medical) group (b)	0	0	0	0	0	0	0	0	0	0	0	0
14. Credit A&H (Group and Individual)	0	0	0	0	0	0	0	0	0	0	0	0
15.1 Vision Only (b).....	0	0	0	0	0	0	0	0	0	0	0	0
15.2 Dental Only (b)	0	0	0	0	0	0	0	0	0	0	0	0
15.3 Disability Income (b)	0	0	0	0	0	0	0	0	0	0	0	0
15.4 Medicare Supplement (b)	0	0	0	0	0	0	0	0	0	0	0	0
15.5 Medicaid Title XIX (b)	0	0	0	0	0	0	0	0	0	0	0	0
15.6 Medicare Title XVIII (b).....	0	0	0	0	0	0	0	0	0	0	0	0
15.7 Long-Term Care (b)	0	0	0	0	0	0	0	0	0	0	0	0
15.8 Federal Employees Health Benefits Plan (b)	0	0	0	0	0	0	0	0	0	0	0	0
15.9 Other Health (b)	0	0	0	0	0	0	0	0	0	0	0	0
16. Workers' Compensation	0	0	0	0	0	0	0	0	0	0	0	0
17.1 Other Liability - Occurrence	0	0	0	0	0	0	0	0	0	0	0	0
17.2 Other Liability - Claims-Made	0	0	0	0	0	0	0	0	0	0	0	0
17.3 Excess Workers' Compensation	0	0	0	0	0	0	0	0	0	0	0	0
18.1 Products Liability - Occurrence	0	0	0	0	0	0	0	0	0	0	0	0
18.2 Products Liability - Claims-Made	0	0	0	0	0	0	0	0	0	0	0	0
19.1 Private Passenger Auto No-Fault (Personal Injury Protection)	0	0	0	0	0	0	0	0	0	0	0	0
19.2 Other Private Passenger Auto Liability	0	0	0	0	0	0	0	0	0	0	0	440
19.3 Commercial Auto No-Fault (Personal Injury Protection)	0	0	0	0	0	0	0	0	0	0	0	0
19.4 Other Commercial Auto Liability	0	0	0	0	0	0	0	0	0	0	0	0
21.1 Private Passenger Auto Physical Damage	0	0	0	0	0	0	0	0	0	0	0	0
21.2 Commercial Auto Physical Damage	0	0	0	0	0	0	0	0	0	0	0	0
22. Aircraft (all perils)	0	0	0	0	0	0	0	0	0	0	0	0
23. Fidelity	0	0	0	0	0	0	0	0	0	0	0	0
24. Surety	0	0	0	0	0	0	0	0	0	0	0	0
26. Burglary and Theft	0	0	0	0	0	0	0	0	0	0	0	0
27. Boiler and Machinery	0	0	0	0	0	0	0	0	0	0	0	0
28. Credit	0	0	0	0	0	0	0	0	0	0	0	0
29. International	0	0	0	0	0	0	0	0	0	0	0	0
30. Warranty	0	0	0	0	0	0	0	0	0	0	0	0
31. Reins nonproportional assumed property	XXX	XXX	XXX	XXX	XXX	XXX	XXX	XXX	XXX	XXX	XXX	XXX
32. Reins nonproportional assumed liability	XXX	XXX	XXX	XXX	XXX	XXX	XXX	XXX	XXX	XXX	XXX	XXX
33. Reins nonproportional assumed financial lines	XXX	XXX	XXX	XXX	XXX	XXX	XXX	XXX	XXX	XXX	XXX	XXX
34. Aggregate Write-Ins for Other Lines of Business	0	0	0	0	0	0	0	0	0	0	0	0
35. Total (a)	0	0	0	0	0	0	0	0	0	0	0	440
DETAILS OF WRITE-INS												
3401.												
3402.												
3403.												
3498. Summary of remaining write-ins for Line 34 from overflow page	0	0	0	0	0	0	0	0	0	0	0	0
3499. Totals (Lines 3401 thru 3403 plus 3498)(Line 34 above)	0	0	0	0	0	0	0	0	0	0	0	0

(a) Finance and service charges not included in Lines 1 to 35 \$0
(b) For health business on indicated lines report: Number of persons insured under PPO managed care products0 and number of persons insured under indemnity only products0 .

Schedule F - Part 1 - Assumed Reinsurance

N O N E

Schedule F - Part 2 - Premium Portfolio Reinsurance Effectuated or (Canceled)

N O N E

Schedule F - Part 3 - Ceded Reinsurance

N O N E

Schedule F - Part 4 - Issuing or Confirming Banks for Letters of Credit from Schedule F, Part 3

N O N E

Schedule F - Part 5 - Interrogatories for Schedule F - Part 3

N O N E

SCHEDULE F - PART 6

Restatement of Balance Sheet to Identify Net Credit for Reinsurance

	1 As Reported (Net of Ceded)	2 Restatement Adjustments	3 Restated (Gross of Ceded)
ASSETS (Page 2, Col. 3)			
1. Cash and invested assets (Line 12)	12,103,613	0	12,103,613
2. Premiums and considerations (Line 15)	0	0	0
3. Reinsurance recoverable on loss and loss adjustment expense payments (Line 16.1)	0	0	0
4. Funds held by or deposited with reinsured companies (Line 16.2)	0	0	0
5. Other assets	73,275	0	73,275
6. Net amount recoverable from reinsurers	0	0	0
7. Protected cell assets (Line 27)	0	0	0
8. Totals (Line 28)	12,176,888	0	12,176,888
LIABILITIES (Page 3)			
9. Losses and loss adjustment expenses (Lines 1 through 3)	0	0	0
10. Taxes, expenses, and other obligations (Lines 4 through 8)	8,222	0	8,222
11. Unearned premiums (Line 9)	0	0	0
12. Advance premiums (Line 10)	0	0	0
13. Dividends declared and unpaid (Line 11.1 and 11.2)	0	0	0
14. Ceded reinsurance premiums payable (net of ceding commissions (Line 12)	0	0	0
15. Funds held by company under reinsurance treaties (Line 13)	0	0	0
16. Amounts withheld or retained by company for account of others (Line 14)	0	0	0
17. Provision for reinsurance (Line 16)	0	0	0
18. Other liabilities	806	0	806
19. Total liabilities excluding protected cell business (Line 26)	9,028	0	9,028
20. Protected cell liabilities (Line 27)	0	0	0
21. Surplus as regards policyholders (Line 37)	12,167,860	XXX	12,167,860
22. Totals (Line 38)	12,176,888	0	12,176,888

NOTE: Is the restatement of this exhibit the result of grossing up balances ceded to affiliates under 100 percent reinsurance or pooling arrangements?

Yes [] No [X]

If yes, give full explanation:

Schedule H - Part 1 - Analysis of Underwriting Operations

N O N E

Schedule H - Part 2 - Reserves and Liabilities

N O N E

Schedule H - Part 3 - Test of Prior Year's Claim Reserves and Liabilities

N O N E

Schedule H - Part 4 - Reinsurance

N O N E

Schedule H - Part 5 - Health Claims

N O N E

Schedule P - Part 1 - Summary
N O N E

Schedule P - Part 2 - Summary
N O N E

Schedule P - Part 3 - Summary
N O N E

Schedule P - Part 4 - Summary
N O N E

Schedule P - Part 1A - Homeowners/Farmowners

N O N E

Schedule P - Part 1B - Private Passenger Auto Liability/Medical

N O N E

Schedule P - Part 1C - Commercial Auto/Truck Liability/Medical

N O N E

Schedule P - Part 1D - Workers' Compensation (Excluding Excess Workers' Compensation)

N O N E

Schedule P - Part 1E - Commercial Multiple Peril

N O N E

Schedule P - Part 1F - Section 1 - Medical Professional Liability - Occurrence

N O N E

Schedule P - Part 1F - Section 2 - Medical Professional Liability - Claims-Made

N O N E

Schedule P - Part 1G - Special Liability (Ocean Marine, Aircraft (all perils), Boiler and Machinery)

N O N E

Schedule P - Part 1H - Section 1 - Other Liability - Occurrence

N O N E

Schedule P - Part 1H - Section 2 - Other Liability - Claims-Made

N O N E

Schedule P - Part 1I - Special Property (Fire, Allied Lines...)

N O N E

Schedule P - Part 1J - Auto Physical Damage

N O N E

Schedule P - Part 1K - Fidelity/Surety

N O N E

Schedule P - Part 1L - Other (Including Credit, Accident and Health)

N O N E

Schedule P - Part 1M - International

N O N E

Schedule P - Part 1N - Reinsurance - Nonproportional Assumed Property

N O N E

Schedule P - Part 1O - Reinsurance - Nonproportional Assumed Liability

N O N E

Schedule P - Part 1P - Reinsurance - Nonproportional Assumed Financial Lines

N O N E

Schedule P - Part 1R - Section 1 - Products Liability - Occurrence

N O N E

Schedule P - Part 1R - Section 2 - Products Liability - Claims-Made

N O N E

Schedule P - Part 1S - Financial Guaranty/Mortgage Guaranty

N O N E

Schedule P - Part 1T - Warranty

N O N E

Schedule P - Part 2A - Homeowners/Farmowners

N O N E

Schedule P - Part 2B - Private Passenger Auto Liability/Medical

N O N E

Schedule P - Part 2C - Commercial Auto/Truck Liability/Medical

N O N E

Schedule P - Part 2D - Workers' Compensation (Excluding Excess Workers' Compensation)

N O N E

Schedule P - Part 2E - Commercial Multiple Peril

N O N E

Schedule P - Part 2F - Section 1 - Medical Professional Liability - Occurrence

N O N E

Schedule P - Part 2F - Section 2 - Medical Professional Liability - Claims-Made

N O N E

Schedule P - Part 2G - Special Liability (Ocean Marine, Aircraft (all perils), Boiler and Machinery)

N O N E

Schedule P - Part 2H - Section 1 - Other Liability - Occurrence

N O N E

Schedule P - Part 2H - Section 2- Other Liability - Claims-Made

N O N E

Schedule P - Part 2I - Special Property

N O N E

Schedule P - Part 2J - Auto Physical Damage

N O N E

Schedule P - Part 2K - Fidelity/Surety

N O N E

Schedule P - Part 2L - Other (Including Credit, Accident and Health)

N O N E

Schedule P - Part 2M - International

N O N E

Schedule P - Part 2N - Reinsurance - Nonproportional Assumed Property

N O N E

Schedule P - Part 2O - Reinsurance - Nonproportional Assumed Liability

N O N E

Schedule P - Part 2P - Reinsurance - Nonproportional Assumed Financial Lines

N O N E

Schedule P - Part 2R - Section 1 - Products Liability - Occurrence

N O N E

Schedule P - Part 2R - Section 2 - Products Liability - Claims-Made

N O N E

Schedule P - Part 2S - Financial Guaranty/Mortgage Guaranty

N O N E

Schedule P - Part 2T - Warranty

N O N E

Schedule P - Part 3A - Homeowners/Farmowners

N O N E

Schedule P - Part 3B - Private Passenger Auto Liability/Medical

N O N E

Schedule P - Part 3C - Commercial Auto/Truck Liability/Medical

N O N E

Schedule P - Part 3D - Workers' Compensation (Excluding Excess Workers' Compensation)

N O N E

Schedule P - Part 3E - Commercial Multiple Peril

N O N E

Schedule P - Part 3F - Section 1 - Medical Professional Liability - Occurrence

N O N E

Schedule P - Part 3F - Section 2 - Medical Professional Liability - Claims-Made

N O N E

Schedule P - Part 3G - Special Liability

N O N E

Schedule P - Part 3H - Section 1 - Other Liability - Occurrence

N O N E

Schedule P - Part 3H - Section 2 - Other Liability - Claims-Made

N O N E

Schedule P - Part 3I - Special Property

N O N E

Schedule P - Part 3J - Auto Physical Damage

N O N E

Schedule P - Part 3K - Fidelity/Surety

N O N E

Schedule P - Part 3L - Other (Including Credit, Accident and Health)

N O N E

Schedule P - Part 3M - International

N O N E

Schedule P - Part 3N - Reinsurance - Nonproportional Assumed Property

N O N E

Schedule P - Part 3O - Reinsurance - Nonproportional Assumed Liability

N O N E

Schedule P - Part 3P - Reinsurance - Nonproportional Assumed Financial Lines

N O N E

Schedule P - Part 3R - Section 1 - Product Liability - Occurrence

N O N E

Schedule P - Part 3R - Section 2 - Product Liability - Claims-Made

N O N E

Schedule P - Part 3S - Financial Guaranty/Mortgage Guaranty

N O N E

Schedule P - Part 3T - Warranty

N O N E

Schedule P - Part 4A - Homeowners/Farmowners

N O N E

Schedule P - Part 4B - Private Passenger Auto Liability/Medical

N O N E

Schedule P - Part 4C - Commercial Auto/Truck Liability/Medical

N O N E

Schedule P - Part 4D - Workers' Compensation (Excluding Excess Workers' Compensation)

N O N E

Schedule P - Part 4E - Commercial Multiple Peril

N O N E

Schedule P - Part 4F - Section 1 - Medical Professional Liability - Occurrence

N O N E

Schedule P - Part 4F - Section 2 - Medical Professional Liability - Claims-Made

N O N E

Schedule P - Part 4G - Special Liability

N O N E

Schedule P - Part 4H - Section 1 - Other Liability - Occurrence

N O N E

Schedule P - Part 4H - Section 2 - Other Liability - Claims-Made

N O N E

Schedule P - Part 4I - Special Property

N O N E

Schedule P - Part 4J - Auto Physical Damage

N O N E

Schedule P - Part 4K - Fidelity/Surety

N O N E

Schedule P - Part 4L - Other (Including Credit, Accident and Health)

N O N E

Schedule P - Part 4M - International

N O N E

Schedule P - Part 4N - Reinsurance - Nonproportional Assumed Property

N O N E

Schedule P - Part 4O - Reinsurance - Nonproportional Assumed Liability

N O N E

Schedule P - Part 4P - Reinsurance - Nonproportional Assumed Financial Lines

N O N E

Schedule P - Part 4R - Section 1 - Products Liability - Occurrence

N O N E

Schedule P - Part 4R - Section 2 - Products Liability - Claims-Made

N O N E

Schedule P - Part 4S - Financial Guaranty/Mortgage Guaranty

N O N E

Schedule P - Part 4T - Warranty

N O N E

Schedule P - Part 5A - Homeowners/Farmowners - Section 1

N O N E

Schedule P - Part 5A - Homeowners/Farmowners - Section 2

N O N E

Schedule P - Part 5A - Homeowners/Farmowners - Section 3

N O N E

Schedule P - Part 5B - Private Passenger Auto Liability/Medical - Section 1

N O N E

Schedule P - Part 5B - Private Passenger Auto Liability/Medical - Section 2

N O N E

Schedule P - Part 5B - Private Passenger Auto Liability/Medical - Section 3

N O N E

Schedule P - Part 5C - Commercial Auto/Truck Liability/Medical - Section 1

N O N E

Schedule P - Part 5C - Commercial Auto/Truck Liability/Medical - Section 2

N O N E

Schedule P - Part 5C - Commercial Auto/Truck Liability/Medical - Section 3

N O N E

Schedule P-Part 5D-Workers' Compensation (Excluding Excess Workers' Compensation)-Section 1

N O N E

Schedule P-Part 5D-Workers' Compensation (Excluding Excess Workers' Compensation)-Section 2
N O N E

Schedule P-Part 5D-Workers' Compensation (Excluding Excess Workers' Compensation)-Section 3
N O N E

Schedule P - Part 5E - Commercial Multiple Peril - Section 1
N O N E

Schedule P - Part 5E - Commercial Multiple Peril - Section 2
N O N E

Schedule P - Part 5E - Commercial Multiple Peril - Section 3
N O N E

Schedule P - Part 5F - Medical Professional Liability - Occurrence - Section 1A
N O N E

Schedule P - Part 5F - Medical Professional Liability - Occurrence - Section 2A
N O N E

Schedule P - Part 5F - Medical Professional Liability - Occurrence - Section 3A
N O N E

Schedule P - Part 5F - Medical Professional Liability - Claims-Made - Section 1B
N O N E

Schedule P - Part 5F - Medical Professional Liability - Claims-Made - Section 2B
N O N E

Schedule P - Part 5F - Medical Professional Liability - Claims-Made - Section 3B
N O N E

Schedule P - Part 5H - Other Liability - Occurrence - Section 1A
N O N E

Schedule P - Part 5H - Other Liability - Occurrence - Section 2A
N O N E

Schedule P - Part 5H - Other Liability - Occurrence - Section 3A
N O N E

Schedule P - Part 5H - Other Liability - Claims-Made - Section 1B

N O N E

Schedule P - Part 5H - Other Liability - Claims-Made - Section 2B

N O N E

Schedule P - Part 5H - Other Liability - Claims-Made - Section 3B

N O N E

Schedule P - Part 5R - Products Liability - Occurrence - Section 1A

N O N E

Schedule P - Part 5R - Products Liability - Occurrence - Section 2A

N O N E

Schedule P - Part 5R - Products Liability - Occurrence - Section 3A

N O N E

Schedule P - Part 5R - Products Liability - Claims-Made - Section 1B

N O N E

Schedule P - Part 5R - Products Liability - Claims-Made - Section 2B

N O N E

Schedule P - Part 5R - Products Liability - Claims-Made - Section 3B

N O N E

Schedule P - Part 5T - Warranty - Section 1

N O N E

Schedule P - Part 5T - Warranty - Section 2

N O N E

Schedule P - Part 5T - Warranty - Section 3

N O N E

Schedule P - Part 6C - Commercial Auto/Truck Liability/Medical - Section 1

N O N E

Schedule P - Part 6C - Commercial Auto/Truck Liability/Medical - Section 2

N O N E

Schedule P-Part 6D-Workers' Compensation (Excluding Excess Workers' Compensation)-Section 1

N O N E

Schedule P-Part 6D-Workers' Compensation (Excluding Excess Workers' Compensation)-Section 2

N O N E

Schedule P - Part 6E - Commercial Multiple Peril - Section 1

N O N E

Schedule P - Part 6E - Commercial Multiple Peril - Section 2

N O N E

Schedule P - Part 6H - Other Liability - Occurrence - Section 1A

N O N E

Schedule P - Part 6H - Other Liability - Occurrence - Section 2A

N O N E

Schedule P - Part 6H - Other Liability - Claims-Made - Section 1B

N O N E

Schedule P - Part 6H - Other Liability - Claims-Made - Section 2B

N O N E

Schedule P - Part 6M - International - Section 1

N O N E

Schedule P - Part 6M - International - Section 2

N O N E

Schedule P - Part 6N- Reinsurance A - Nonproportional Assumed Property - Section 1

N O N E

Schedule P - Part 6N- Reinsurance A - Nonproportional Assumed Property - Section 2

N O N E

Schedule P - Part 6O - Reinsurance B - Nonproportional Liability - Section 1

N O N E

Schedule P - Part 6O - Reinsurance B - Nonproportional Assumed Liability - Section 2

N O N E

Schedule P - Part 6R - Products Liability - Occurrence - Section 1A

N O N E

Schedule P - Part 6R - Products Liability - Occurrence - Section 2A

N O N E

Schedule P - Part 6R - Products Liability - Claims-Made - Section 1B

N O N E

Schedule P - Part 6R - Products Liability - Claims-Made - Section 2B

N O N E

Schedule P - Part 7A - Section 1 - Primary Loss Sensitive Contracts

N O N E

Schedule P - Part 7A - Section 2 - Primary Loss Sensitive Contracts

N O N E

Schedule P - Part 7A - Section 3 - Primary Loss Sensitive Contracts

N O N E

Schedule P - Part 7A - Section 4 - Primary Loss Sensitive Contracts

N O N E

Schedule P - Part 7A - Section 5 - Primary Loss Sensitive Contracts

N O N E

Schedule P - Part 7B - Section 1 - Reinsurance Loss Sensitive Contracts

N O N E

Schedule P - Part 7B - Section 2 - Reinsurance Loss Sensitive Contracts

N O N E

Schedule P - Part 7B - Section 3 - Reinsurance Loss Sensitive Contracts

N O N E

Schedule P - Part 7B - Section 4 - Reinsurance Loss Sensitive Contracts

N O N E

Schedule P - Part 7B - Section 5 - Reinsurance Loss Sensitive Contracts

N O N E

Schedule P - Part 7B - Section 6 - Reinsurance Loss Sensitive Contracts
N O N E

Schedule P - Part 7B - Section 7 - Reinsurance Loss Sensitive Contracts
N O N E

Schedule P - Interrogatories
N O N E

SCHEDULE T - EXHIBIT OF PREMIUMS WRITTEN

Allocated by States and Territories									
States, Etc.	1	Gross Premiums, Including Policy and Membership Fees, Less Return Premiums and Premiums on Policies Not Taken		4	5	6	7	8	9
		2	3						
	Active Status (a)	Direct Premiums Written	Direct Premiums Earned	Dividends Paid or Credited to Policyholders on Direct Business	Direct Losses Paid (Deducting Salvage)	Direct Losses Incurred	Direct Losses Unpaid	Finance and Service Charges Not Included in Premiums	Direct Premiums Written for Federal Purchasing Groups (Included in Column 2)
1. Alabama	AL	N	0	0	0	0	0	0	0
2. Alaska	AK	N	0	0	0	0	0	0	0
3. Arizona	AZ	N	0	0	0	0	0	0	0
4. Arkansas	AR	N	0	0	0	0	0	0	0
5. California	CA	N	0	0	0	0	0	0	0
6. Colorado	CO	N	0	0	0	0	0	0	0
7. Connecticut	CT	N	0	0	0	0	0	0	0
8. Delaware	DE	N	0	0	0	0	0	0	0
9. District of Columbia	DC	N	0	0	0	0	0	0	0
10. Florida	FL	N	0	0	0	0	0	0	0
11. Georgia	GA	N	0	0	0	0	0	0	0
12. Hawaii	HI	N	0	0	0	0	0	0	0
13. Idaho	ID	N	0	0	0	0	0	0	0
14. Illinois	IL	N	0	0	0	0	0	0	0
15. Indiana	IN	N	0	0	0	0	0	0	0
16. Iowa	IA	N	0	0	0	0	0	0	0
17. Kansas	KS	N	0	0	0	0	0	0	0
18. Kentucky	KY	N	0	0	0	0	0	0	0
19. Louisiana	LA	N	0	0	0	0	0	0	0
20. Maine	ME	N	0	0	0	0	0	0	0
21. Maryland	MD	N	0	0	0	0	0	0	0
22. Massachusetts	MA	N	0	0	0	0	0	0	0
23. Michigan	MI	N	0	0	0	0	0	0	0
24. Minnesota	MN	N	0	0	0	0	0	0	0
25. Mississippi	MS	N	0	0	0	0	0	0	0
26. Missouri	MO	N	0	0	0	0	0	0	0
27. Montana	MT	N	0	0	0	0	0	0	0
28. Nebraska	NE	N	0	0	0	0	0	0	0
29. Nevada	NV	N	0	0	0	0	0	0	0
30. New Hampshire	NH	L	0	0	0	0	0	0	0
31. New Jersey	NJ	N	0	0	0	0	0	0	0
32. New Mexico	NM	N	0	0	0	0	0	0	0
33. New York	NY	N	0	0	0	0	0	0	0
34. North Carolina	NC	N	0	0	0	0	0	0	0
35. North Dakota	ND	N	0	0	0	0	0	0	0
36. Ohio	OH	N	0	0	0	0	0	0	0
37. Oklahoma	OK	N	0	0	0	0	0	0	0
38. Oregon	OR	N	0	0	0	0	0	0	0
39. Pennsylvania	PA	N	0	0	0	0	0	0	0
40. Rhode Island	RI	N	0	0	0	0	0	0	0
41. South Carolina	SC	N	0	0	0	0	0	0	0
42. South Dakota	SD	N	0	0	0	0	0	0	0
43. Tennessee	TN	N	0	0	0	0	0	0	0
44. Texas	TX	N	0	0	0	0	0	0	0
45. Utah	UT	N	0	0	0	0	0	0	0
46. Vermont	VT	N	0	0	0	0	0	0	0
47. Virginia	VA	N	0	0	0	0	0	0	0
48. Washington	WA	N	0	0	0	0	0	0	0
49. West Virginia	WV	N	0	0	0	0	0	0	0
50. Wisconsin	WI	N	0	0	0	0	0	0	0
51. Wyoming	WY	N	0	0	0	0	0	0	0
52. American Samoa	AS	N	0	0	0	0	0	0	0
53. Guam	GU	N	0	0	0	0	0	0	0
54. Puerto Rico	PR	N	0	0	0	0	0	0	0
55. U.S. Virgin Islands	VI	N	0	0	0	0	0	0	0
56. Northern Mariana Islands	MP	N	0	0	0	0	0	0	0
57. Canada	CAN	N	0	0	0	0	0	0	0
58. Aggregate other alien	OT	XXX	0	0	0	0	0	0	0
59. Totals	XXX	0	0	0	0	0	0	0	0
DETAILS OF WRITE-INS									
58001.	XXX								
58002.	XXX								
58003.	XXX								
58998. Summary of remaining write-ins for Line 58 from overflow page	XXX	0	0	0	0	0	0	0	0
58999. Totals (Lines 58001 through 58003 plus 58998)(Line 58 above)	XXX	0	0	0	0	0	0	0	0

(a) Active Status Counts:

1. L - Licensed or Chartered - Licensed insurance carrier or domiciled RRG..... 1

2. R - Registered - Non-domiciled RRGs..... 0

3. E - Eligible - Reporting entities eligible or approved to write surplus lines in the state (other than their state of domicile - see DSLI)..... 0

4. Q - Qualified - Qualified or accredited reinsurer..... 0

5. D - Domestic Surplus Lines Insurer (DSLII) - Reporting entities authorized to write surplus lines in the state of domicile..... 0

6. N - None of the above - Not allowed to write business in the state... 56

(b) Explanation of basis of allocation of premiums by states, etc.
The Company has not yet commenced underwriting activities.

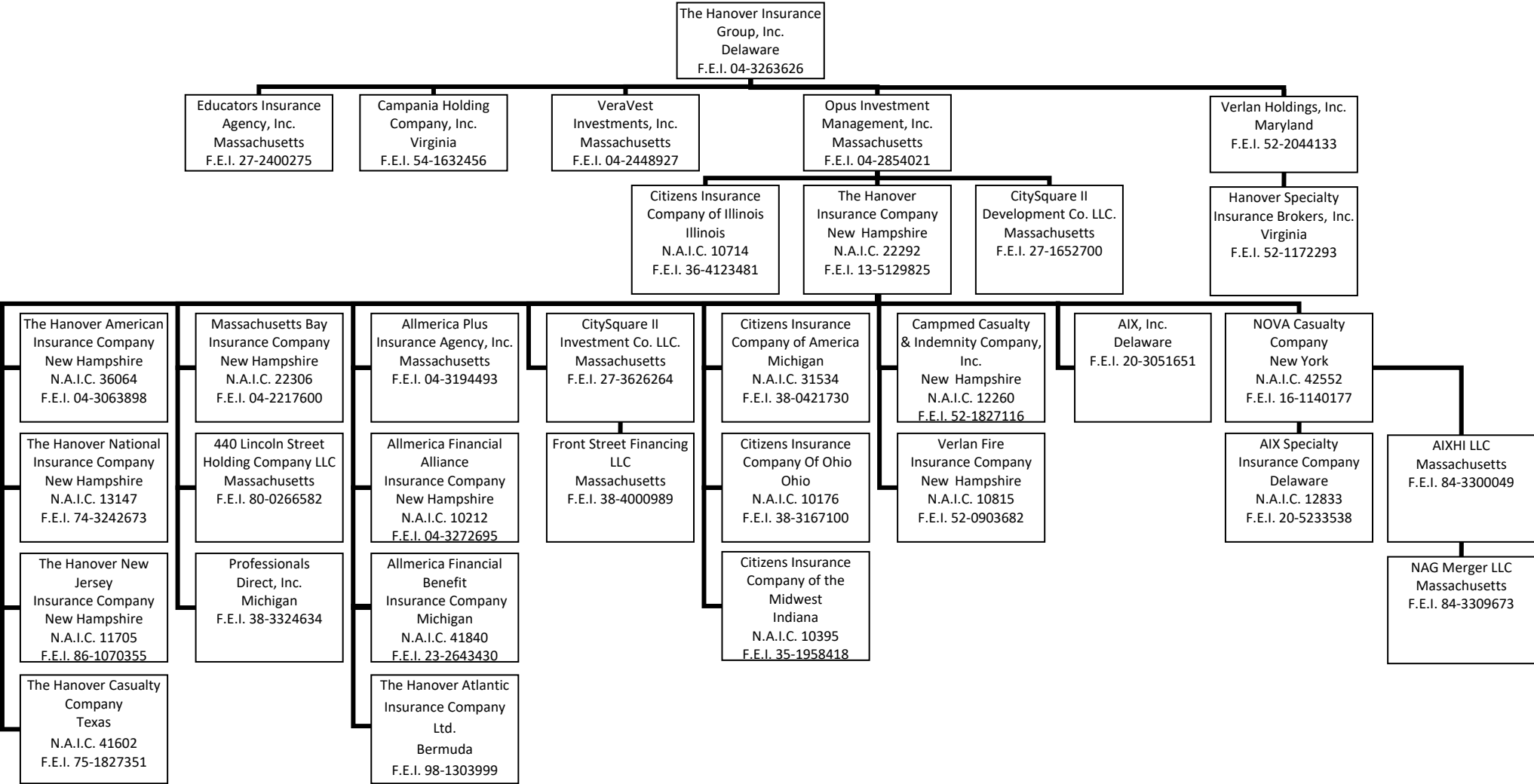
SCHEDULE T - PART 2
INTERSTATE COMPACT - EXHIBIT OF PREMIUMS WRITTEN

Allocated by States and Territories

			Direct Business Only			
			1	2	3	4
States, Etc.			Life (Group and Individual)	Annuities (Group and Individual)	Disability Income (Group and Individual)	Long-Term Care (Group and Individual)
			5			6
			Deposit-Type Contracts			Totals
1.	Alabama	AL				
2.	Alaska	AK				
3.	Arizona	AZ				
4.	Arkansas	AR				
5.	California	CA				
6.	Colorado	CO				
7.	Connecticut	CT				
8.	Delaware	DE				
9.	District of Columbia	DC				
10.	Florida	FL				
11.	Georgia	GA				
12.	Hawaii	HI				
13.	Idaho	ID				
14.	Illinois	IL				
15.	Indiana	IN				
16.	Iowa	IA				
17.	Kansas	KS				
18.	Kentucky	KY				
19.	Louisiana	LA				
20.	Maine	ME				
21.	Maryland	MD				
22.	Massachusetts	MA				
23.	Michigan	MI				
24.	Minnesota	MN				
25.	Mississippi	MS				
26.	Missouri	MO				
27.	Montana	MT				
28.	Nebraska	NE				
29.	Nevada	NV				
30.	New Hampshire	NH				
31.	New Jersey	NJ				
32.	New Mexico	NM				
33.	New York	NY				
34.	North Carolina	NC				
35.	North Dakota	ND				
36.	Ohio	OH				
37.	Oklahoma	OK				
38.	Oregon	OR				
39.	Pennsylvania	PA				
40.	Rhode Island	RI				
41.	South Carolina	SC				
42.	South Dakota	SD				
43.	Tennessee	TN				
44.	Texas	TX				
45.	Utah	UT				
46.	Vermont	VT				
47.	Virginia	VA				
48.	Washington	WA				
49.	West Virginia	WV				
50.	Wisconsin	WI				
51.	Wyoming	WY				
52.	American Samoa	AS				
53.	Guam	GU				
54.	Puerto Rico	PR				
55.	U.S. Virgin Islands	VI				
56.	Northern Mariana Islands	MP				
57.	Canada	CAN				
58.	Aggregate Other Alien	OT				
59.	Total					

NONE

SCHEDULE Y – INFORMATION CONCERNING ACTIVITIES OF INSURER MEMBERS OF A HOLDING COMPANY GROUP
PART 1 – ORGANIZATIONAL CHART



Note: All Companies are wholly-owned.

Allmerica Securities Trust
Massachusetts

Affiliated Investment Management Company

ANNUAL STATEMENT FOR THE YEAR 2022 OF THE HANOVER NATIONAL INSURANCE COMPANY

SCHEDULE Y
PART 1A - DETAIL OF INSURANCE HOLDING COMPANY SYSTEM

1	2	3	4	5	6	7	8	9	10	11	12	13	14	15	16
Group Code	Group Name	NAIC Company Code	ID Number	Federal RSSD	CIK	Name of Securities Exchange if Publicly Traded (U.S. or International)	Names of Parent, Subsidiaries Or Affiliates	Domi-ciliary Loca-tion	Rela-tion-ship to Reporting Entity	Directly Controlled by (Name of Entity/Person)	Type of Control (Ownership, Board, Management, Attorney-in-Fact, Influence, Other)	If Control is Owner-ship Provide Percen-tage	Ultimate Controlling Entity(ies)/Person(s)	Is an SCA Filing Re-quired? (Yes/No)	*
.0088	The Hanover Insurance Group	12833	80-0266582 ..				440 Lincoln Street Holding Company LLCMA.....	..NIA.....	The Hanover Insurance Company	Ownership, Board, Management	100.000 ...	The Hanover Insurance Group, Inc.NO.....
	The Hanover Insurance Group		84-3300049 ..				AIXHI LLCMA.....	..NIA.....	Nova Casualty Company	Ownership, Board, Management	100.000 ...	The Hanover Insurance Group, Inc.NO.....
	The Hanover Insurance Group		20-5233538 ..				AIX Specialty Insurance CompanyDE.....	..IA.....	Nova Casualty Company	Ownership, Board, Management	100.000 ...	The Hanover Insurance Group, Inc.NO.....
	The Hanover Insurance Group		20-3051651 ..				AIX, Inc.DE.....	..NIA.....	The Hanover Insurance Company	Ownership, Board, Management	100.000 ...	The Hanover Insurance Group, Inc.NO.....
.0088	The Hanover Insurance Group	10212	04-3272695 ..				Allmerica Financial Alliance Insurance Co. .	..NH.....	..IA.....	The Hanover Insurance Company	Ownership, Board, Management	100.000 ...	The Hanover Insurance Group, Inc.NO.....
.0088	The Hanover Insurance Group	41840	23-2643430 ..				Allmerica Financial Benefit Insurance Co.MI.....	..IA.....	The Hanover Insurance Company	Ownership, Board, Management	100.000 ...	The Hanover Insurance Group, Inc.NO.....
	The Hanover Insurance Group		04-3194493 ..				Allmerica Plus Insurance Agency, Inc.MA.....	..NIA.....	The Hanover Insurance Company	Ownership, Board, Management	100.000 ...	The Hanover Insurance Group, Inc.NO.....
	The Hanover Insurance Group						Allmerica Securities TrustMA.....	..NIA.....	The Hanover Insurance Group, Inc.	Management.....	100.000 ...	The Hanover Insurance Group, Inc.NO.....
	The Hanover Insurance Group		54-1632456 ..				Campania Holding Company, Inc.VA.....	..NIA.....	The Hanover Insurance Group, Inc.	Ownership, Board, Management	100.000 ...	The Hanover Insurance Group, Inc.NO.....
.0088	The Hanover Insurance Group	12260	52-1827116 ..				Campmed Casualty & Indemnity Co. Inc.NH.....	..IA.....	The Hanover Insurance Company	Ownership, Board, Management	100.000 ...	The Hanover Insurance Group, Inc.NO.....
.0088	The Hanover Insurance Group	31534	38-0421730 ..				Citizens Insurance Company of AmericaMI.....	..IA.....	The Hanover Insurance Company	Ownership, Board, Management	100.000 ...	The Hanover Insurance Group, Inc.NO.....
.0088	The Hanover Insurance Group	10714	36-4123481 ..				Citizens Insurance Company of IllinoisIL.....	..IA.....	Opus Investment Management, Inc.	Ownership, Board, Management	100.000 ...	The Hanover Insurance Group, Inc.NO.....
.0088	The Hanover Insurance Group	10176	38-3167100 ..				Citizens Insurance Company of OhioOH.....	..IA.....	The Hanover Insurance Company	Ownership, Board, Management	100.000 ...	The Hanover Insurance Group, Inc.NO.....
.0088	The Hanover Insurance Group	10395	35-1958418 ..				Citizens Insurance Company of the MidwestIN.....	..IA.....	The Hanover Insurance Company	Ownership, Board, Management	100.000 ...	The Hanover Insurance Group, Inc.NO.....
	The Hanover Insurance Group		27-1652700 ..				CitySquare II Development Co., L.L.CMA.....	..NIA.....	Opus Investment Management, Inc.	Ownership, Board, Management	100.000 ...	The Hanover Insurance Group, Inc.NO.....
	The Hanover Insurance Group		27-3626264 ..				CitySquare II Investment Co., L.L.CMA.....	..NIA.....	The Hanover Insurance Company	Ownership, Board, Management	100.000 ...	The Hanover Insurance Group, Inc.NO.....
	The Hanover Insurance Group		27-2400275 ..				Educators Insurance Agency, Inc.MA.....	..NIA.....	The Hanover Insurance Group, Inc.	Ownership, Board, Management	100.000 ...	The Hanover Insurance Group, Inc.NO.....
	The Hanover Insurance Group		38-4000989 ..				Front Street Financing LLCMA.....	..NIA.....	CitySquare II Investment Co. LLC	Ownership, Board, Management	100.000 ...	The Hanover Insurance Group, Inc.NO.....
	The Hanover Insurance Group		52-1172293 ..				Hanover Specialty Insurance Brokers, Inc.VA.....	..NIA.....	Verlan Holdings, Inc.	Ownership, Board, Management	100.000 ...	The Hanover Insurance Group, Inc.NO.....
.0088	The Hanover Insurance Group	22306	04-2217600 ..				Massachusetts Bay Insurance CompanyNH.....	..IA.....	The Hanover Insurance Company	Ownership, Board, Management	100.000 ...	The Hanover Insurance Group, Inc.NO.....
	The Hanover Insurance Group		84-3309673 ..				NAG Merger LLCMA.....	..NIA.....	AIXHI LLC	Ownership, Board, Management	100.000 ...	The Hanover Insurance Group, Inc.NO.....
.0088	The Hanover Insurance Group	42552	16-1140177 ..				NOVA Casualty CompanyNY.....	..IA.....	The Hanover Insurance Company	Ownership, Board, Management	100.000 ...	The Hanover Insurance Group, Inc.NO.....
	The Hanover Insurance Group		04-2854021 ..				Opus Investment Management, Inc.MA.....	..UIP.....	The Hanover Insurance Group, Inc.	Ownership, Board, Management	100.000 ...	The Hanover Insurance Group, Inc.NO.....
	The Hanover Insurance Group		38-3324634 ..				Professionals Direct, Inc.MI.....	..NIA.....	The Hanover Insurance Company	Ownership, Board, Management	100.000 ...	The Hanover Insurance Group, Inc.NO.....
.0088	The Hanover Insurance Group	36064	04-3063898 ..				The Hanover American Insurance CompanyNH.....	..IA.....	The Hanover Insurance Company	Ownership, Board, Management	100.000 ...	The Hanover Insurance Group, Inc.NO.....
	The Hanover Insurance Group		98-1303999 ..				The Hanover Atlantic Insurance Company Ltd.	..BMJ.....	..IA.....	The Hanover Insurance Company	Ownership, Board, Management	100.000 ...	The Hanover Insurance Group, Inc.YES.....
.0088	The Hanover Insurance Group	41602	75-1827351 ..				The Hanover Casualty CompanyTX.....	..IA.....	The Hanover Insurance Company	Ownership, Board, Management	100.000 ...	The Hanover Insurance Group, Inc.NO.....
.0088	The Hanover Insurance Group	22292	13-5129825 ..				The Hanover Insurance CompanyNH.....	..UDP.....	Opus Investment Management, Inc.	Ownership, Board, Management	100.000 ...	The Hanover Insurance Group, Inc.NO.....
.0088	The Hanover Insurance Group		04-3263626 ..			New York Stock Exchange .	The Hanover Insurance Group, Inc.DE.....	..UIP.....			0.000	NO.....
.0088	The Hanover Insurance Group	13147	74-3242673 ..				The Hanover National Insurance CompanyNH.....	..RE.....	The Hanover Insurance Company	Ownership, Board, Management	100.000 ...	The Hanover Insurance Group, Inc.NO.....
.0088	The Hanover Insurance Group	11705	86-1070355 ..				The Hanover New Jersey Insurance CompanyNH.....	..IA.....	The Hanover Insurance Company	Ownership, Board, Management	100.000 ...	The Hanover Insurance Group, Inc.NO.....
	The Hanover Insurance Group		04-2448927 ..				VeraVest Investments, Inc.MA.....	..NIA.....	The Hanover Insurance Group, Inc.	Ownership, Board, Management	100.000 ...	The Hanover Insurance Group, Inc.NO.....
.0088	The Hanover Insurance Group	10815	52-0903682 ..				Verlan Fire Insurance CompanyNH.....	..IA.....	The Hanover Insurance Company	Ownership, Board, Management	100.000 ...	The Hanover Insurance Group, Inc.NO.....
	The Hanover Insurance Group		52-2044133 ..				Verlan Holdings, Inc.MD.....	..NIA.....	The Hanover Insurance Group, Inc.	Ownership, Board, Management	100.000 ...	The Hanover Insurance Group, Inc.NO.....

Asterisk	Expenses

NONE

ANNUAL STATEMENT FOR THE YEAR 2022 OF THE HANOVER NATIONAL INSURANCE COMPANY

SCHEDULE Y

PART 2 - SUMMARY OF INSURER’S TRANSACTIONS WITH ANY AFFILIATES

1	2	3	4	5	6	7	8	9	10	11	12	13
NAIC Company Code	ID Number	Names of Insurers and Parent, Subsidiaries or Affiliates	Shareholder Dividends	Capital Contributions	Purchases, Sales or Exchanges of Loans, Securities, Real Estate, Mortgage Loans or Other Investments	Income/ (Disbursements) Incurred in Connection with Guarantees or Undertakings for the Benefit of any Affiliate(s)	Management Agreements and Service Contracts	Income/ (Disbursements) Incurred Under Reinsurance Agreements	*	Any Other Material Activity Not in the Ordinary Course of the Insurer's Business	Totals	Reinsurance Recoverable/ (Payable) on Losses and/or Reserve Credit Taken/(Liability)
.....12833	20-5233538	AIX Specialty Insurance Co.000000000407,123,853
.....10212	04-3272695	Allmerica Financial Alliance Ins Co.03,000,0000000003,000,000242,414,804
.....41840	23-2643430	Allmerica Financial Benefit Ins Co.05,000,000000(68,614,766)00(63,614,766)925,575,872
.....12260	52-1827116	Campmed Casualty & Indemnity Company, Inc.(400,000)0000000(400,000)7,639,609
.....31534	38-0421730	Citizens Insurance Co. of America(72,000,000)0(70,658,418)0151,739,43013,923,5020023,004,514(204,344,804)
.....10714	36-4123481	Citizens Insurance Co. of Illinois01,000,0000000001,000,00057,775,676
.....10176	38-3167100	Citizens Insurance Co. of Ohio(1,000,000)0000000(1,000,000)10,999,001
.....10395	35-1958418	Citizens Insurance Co. of the Midwest010,000,000000(134,096,336)00(124,096,336)1,220,614,443
.....36064	04-3063898	The Hanover American Insurance Co.03,000,000000(53,233,047)00(50,233,047)537,691,456
.....98-1300399	The Hanover Atlantic Insurance Company05,000,00000000005,000,00073,726,957
.....22292	13-5129825	The Hanover Insurance Company(20,210,909)(19,277,330)(27,670,662)0(94,216,727)426,351,047(125,000,000)0139,975,419(5,160,877,588)
.....11705	86-1070355	Hanover New Jersey Insurance Company(4,739,091)(18,722,670)000000(23,461,761)5,848
.....41602	75-1827351	The Hanover Casualty Company(800,000)0000000(800,000)97,248,565
.....22306	04-2217600	Massachusetts Bay Insurance Company012,000,000000(125,000,588)00(113,000,588)1,055,905,855
.....42552	16-1140177	NOVA Casualty Co.000000000623,646,736
.....04-3263626	The Hanover Insurance Group, Inc.110,411,3030098,329,0800(57,522,703)00125,000,000276,217,6800
.....13147	74-3242673	The Hanover National Insurance Company(300,000)0000000(300,000)0
.....10815	52-0903682	Verlan Fire Insurance Co.(550,000)0000(59,329,812)00(59,879,812)104,853,717
.....04-2854021	Opus Investment Management, Inc.0(1,000,000)0000000(1,000,000)0
.....27-3626264	CitySquare II Investment Co., LLC(10,411,303)00000000(10,411,303)0
9999999 Control Totals			0	0	0	0	0	0	XXX	0	0	0

ANNUAL STATEMENT FOR THE YEAR 2022 OF THE HANOVER NATIONAL INSURANCE COMPANY

SCHEDULE Y

PART 3 - ULTIMATE CONTROLLING PARTY AND LISTING OF OTHER U.S. INSURANCE GROUPS OR ENTITIES UNDER THAT ULTIMATE CONTROLLING PARTY'S CONTROL

1	2	3	4	5	6	7	8
		Ownership Percentage Column 2 of Column 1	Granted Disclaimer of Control\ Affiliation of Column 2 Over Column 1 (Yes/No)		U.S. Insurance Groups or Entities Controlled by Column 5	Ownership Percentage (Column 5 of Column 6)	Granted Disclaimer of Control\ Affiliation of Column 5 Over Column 6 (Yes/No)
Insurers in Holding Company	Owners with Greater Than 10% Ownership			Ultimate Controlling Party			
AIX Specialty Insurance Insurance Company	NOVA Casualty Company	100.000NO.....	The Hanover Insurance Group, Inc.	The Hanover Insurance Group	100.000NO.....
Allmerica Financial Allicance Insurance Co.	The Hanover Insurance Company	100.000NO.....	The Hanover Insurance Group, Inc.	The Hanover Insurance Group	100.000NO.....
Allmerican Financial Benefit Insurance Co.	The Hanover Insurance Company	100.000NO.....	The Hanover Insurance Group, Inc.	The Hanover Insurance Group	100.000NO.....
Campmed Causalty & Indemnity Co. Inc.	The Hanover Insurance Company	100.000NO.....	The Hanover Insurance Group, Inc.	The Hanover Insurance Group	100.000NO.....
Citizens Insurance Company of America	The Hanover Insurance Company	100.000NO.....	The Hanover Insurance Group, Inc.	The Hanover Insurance Group	100.000NO.....
Citizens Insurance Company of Illinois	Opus Investment Management, Inc.	100.000NO.....	The Hanover Insurance Group, Inc.	The Hanover Insurance Group	100.000NO.....
Citizens Insurance Company of Ohio	The Hanover Insurance Company	100.000NO.....	The Hanover Insurance Group, Inc.	The Hanover Insurance Group	100.000NO.....
Citizens Insurance Company of the Midwest	The Hanover Insurance Company	100.000NO.....	The Hanover Insurance Group, Inc.	The Hanover Insurance Group	100.000NO.....
Massachusetts Bay Insurance Company	The Hanover Insurance Company	100.000NO.....	The Hanover Insurance Group, Inc.	The Hanover Insurance Group	100.000NO.....
NOVA Casualty Company	The Hanover Insurance Company	100.000NO.....	The Hanover Insurance Group, Inc.	The Hanover Insurance Group	100.000NO.....
The Hanover American Insurance Company	The Hanover Insurance Company	100.000NO.....	The Hanover Insurance Group, Inc.	The Hanover Insurance Group	100.000NO.....
The Hanover Atlantic Insurance Company	The Hanover Insurance Company	100.000NO.....	The Hanover Insurance Group, Inc.	The Hanover Insurance Group	100.000NO.....
The Hanover Casualty Company	The Hanover Insurance Company	100.000NO.....	The Hanover Insurance Group, Inc.	The Hanover Insurance Group	100.000NO.....
The Hanover Insurance Company	Opus Investment Management, Inc.	100.000NO.....	The Hanover Insurance Group, Inc.	The Hanover Insurance Group	100.000NO.....
The Hanover National Insurance Company	The Hanover Insurance Company	100.000NO.....	The Hanover Insurance Group, Inc.	The Hanover Insurance Group	100.000NO.....
The Hanover New Jersey Insurance Company	The Hanover Insurance Company	100.000NO.....	The Hanover Insurance Group, Inc.	The Hanover Insurance Group	100.000NO.....
Verlan Fire Insurance Company	The Hanover Insurance Company	100.000NO.....	The Hanover Insurance Group, Inc.	The Hanover Insurance Group	100.000NO.....
.....
.....
.....
.....

ANNUAL STATEMENT FOR THE YEAR 2022 OF THE HANOVER NATIONAL INSURANCE COMPANY

SUPPLEMENTAL EXHIBITS AND SCHEDULES INTERROGATORIES

REQUIRED FILINGS

The following supplemental reports are required to be filed as part of your statement filing unless specifically waived by the domiciliary state. However, in the event that your domiciliary state waives the filing requirement, your response of **WAIVED** to the specific interrogatory will be accepted in lieu of filing a “NONE” report and a bar code will be printed below. If the supplement is required of your company but is not being filed for whatever reason enter **SEE EXPLANATION** and provide an explanation following the interrogatory questions.

		Responses
MARCH FILING		
1.	Will an actuarial opinion be filed by March 1?	YES
2.	Will the Supplemental Compensation Exhibit be filed with the state of domicile by March 1?	YES
3.	Will the confidential Risk-based Capital Report be filed with the NAIC by March 1?.....	YES
4.	Will the confidential Risk-based Capital Report be filed with the state of domicile, if required by March 1?.....	YES
APRIL FILING		
5.	Will the Insurance Expense Exhibit be filed with the state of domicile and the NAIC by April 1?	YES
6.	Will Management’s Discussion and Analysis be filed by April 1?	YES
7.	Will the Supplemental Investment Risk Interrogatories be filed by April 1?	YES
MAY FILING		
8.	Will this company be included in a combined annual statement which is filed with the NAIC by May 1?	YES
JUNE FILING		
9.	Will an audited financial report be filed by June 1?	YES
10.	Will Accountant's Letter of Qualifications be filed with the state of domicile and electronically with the NAIC by June 1?	YES

SUPPLEMENTAL FILINGS




The following supplemental reports are required to be filed as part of your annual statement filing **if your company is engaged in the type of business covered by the supplement. However, in the event that your company does not transact the type of business for which the special report must be filed, your response of NO to the specific interrogatory will be accepted in lieu of filing a “NONE” report and a bar code will be printed below.** If the supplement is required of your company but is not being filed for whatever reason enter **SEE EXPLANATION** and provide an explanation following the interrogatory questions.

MARCH FILING		
11.	Will Schedule SIS (Stockholder Information Supplement) be filed with the state of domicile by March 1?	NO
12.	Will the Financial Guaranty Insurance Exhibit be filed by March 1?.....	NO
13.	Will the Medicare Supplement Insurance Experience Exhibit be filed with the state of domicile and the NAIC by March 1?.....	NO
14.	Will Supplement A to Schedule T (Medical Professional Liability Supplement) be filed by March 1?	NO
15.	Will the Trusteed Surplus Statement be filed with the state of domicile and the NAIC by March 1?	NO
16.	Will the Premiums Attributed to Protected Cells Exhibit be filed by March 1?	NO
17.	Will the Reinsurance Summary Supplemental Filing for General Interrogatory 9 be filed with the state of domicile and the NAIC by March 1? ...	NO
18.	Will the Medicare Part D Coverage Supplement be filed with the state of domicile and the NAIC by March 1?.....	NO
19.	Will the confidential Actuarial Opinion Summary be filed with the state of domicile, if required, by March 15 (or the date otherwise specified)?..	YES
20.	Will the Reinsurance Attestation Supplement be filed with the state of domicile and the NAIC by March 1?	NO
21.	Will the Exceptions to the Reinsurance Attestation Supplement be filed with the state of domicile by March 1?	NO
22.	Will the Bail Bond Supplement be filed with the state of domicile and the NAIC by March 1?	NO
23.	Will the Director and Officer Insurance Coverage Supplement be filed with the state of domicile and the NAIC by March 1?	NO
24.	Will an approval from the reporting entity’s state of domicile for relief related to the five-year rotation requirement for lead audit partner be filed electronically with the NAIC by March 1?	NO
25.	Will an approval from the reporting entity’s state of domicile for relief related to the one-year cooling off period for independent CPA be filed electronically with the NAIC by March 1?	NO
26.	Will an approval from the reporting entity’s state of domicile for relief related to the Requirements for Audit Committees be filed electronically with the NAIC by March 1?.....	NO
27.	Will the Supplemental Schedule for Reinsurance Counterparty Reporting Exception - Asbestos and Pollution Contracts be filed with the state of domicile and the NAIC by March 1?.....	NO
APRIL FILING		
28.	Will the Credit Insurance Experience Exhibit be filed with the state of domicile and the NAIC by April 1?	NO
29.	Will the Long-term Care Experience Reporting Forms be filed with the state of domicile and the NAIC by April 1?	NO
30.	Will the Accident and Health Policy Experience Exhibit be filed by April 1?	NO
31.	Will the Supplemental Health Care Exhibit (Parts 1, 2 and 3) be filed with the state of domicile and the NAIC by April 1?	NO
32.	Will the regulator only (non-public) Supplemental Health Care Exhibit's Expense Allocation Report be filed with the state of domicile and the NAIC by April 1?	NO
33.	Will the Cybersecurity and Identity Theft Insurance Coverage Supplement be filed with the state of domicile and the NAIC by April 1?	NO
34.	Will the Life, Health & Annuity Guaranty Association Assessable Premium Exhibit - Parts 1 and 2 be filed with the state of domicile and the NAIC by April 1?	NO
35.	Will the Private Flood Insurance Supplement be filed with the state of domicile and the NAIC by April 1?	NO
36.	Will the Mortgage Guaranty Insurance Exhibit be filed with the state of domicile and the NAIC by April 1?	NO
AUGUST FILING		
37.	Will Management’s Report of Internal Control Over Financial Reporting be filed with the state of domicile by August 1?	YES

Explanations:




















11.		
12.		
13.		
14.		
15.		
16.		
17.		
18.		
20.		
21.		
22.		
23.		
24.		
25.		
26.		
27.		
28.		
29.		
30.		
31.		
32.		
33.		
34.		
35.		
36.		

Bar Codes:

11.	SIS Stockholder Information Supplement [Document Identifier 420]	
12.	Financial Guaranty Insurance Exhibit [Document Identifier 240]	
13.	Medicare Supplement Insurance Experience Exhibit [Document Identifier 360]	
14.	Supplement A to Schedule T [Document Identifier 455]	
15.	Trusteed Surplus Statement [Document Identifier 490]	
16.	Premiums Attributed to Protected Cells Exhibit [Document Identifier 385]	

ANNUAL STATEMENT FOR THE YEAR 2022 OF THE HANOVER NATIONAL INSURANCE COMPANY

SUPPLEMENTAL EXHIBITS AND SCHEDULES INTERROGATORIES

17.	Reinsurance Summary Supplemental Filing [Document Identifier 401]	 1 3 1 4 7 2 0 2 2 4 0 1 0 0 0 0 0
18.	Medicare Part D Coverage Supplement [Document Identifier 365]	 1 3 1 4 7 2 0 2 2 3 6 5 0 0 0 0 0
20.	Reinsurance Attestation Supplement [Document Identifier 399]	 1 3 1 4 7 2 0 2 2 3 9 9 0 0 0 0 0
21.	Exceptions to the Reinsurance Attestation Supplement [Document Identifier 400]	 1 3 1 4 7 2 0 2 2 4 0 0 0 0 0 0 0
22.	Bail Bond Supplement [Document Identifier 500]	 1 3 1 4 7 2 0 2 2 5 0 0 0 0 0 0 0
23.	Director and Officer Insurance Coverage Supplement [Document Identifier 505]	 1 3 1 4 7 2 0 2 2 5 0 5 0 0 0 0 0
24.	Relief from the five-year rotation requirement for lead audit partner [Document Identifier 224]	 1 3 1 4 7 2 0 2 2 2 2 4 0 0 0 0 0
25.	Relief from the one-year cooling off period for independent CPA [Document Identifier 225]	 1 3 1 4 7 2 0 2 2 2 2 5 0 0 0 0 0
26.	Relief from the Requirements for Audit Committees [Document Identifier 226]	 1 3 1 4 7 2 0 2 2 2 2 6 0 0 0 0 0
27.	Reinsurance Counterparty Reporting Exception – Asbestos and Pollution Contracts [Document Identifier 555]	 1 3 1 4 7 2 0 2 2 5 5 5 0 0 0 0 0
28.	Credit Insurance Experience Exhibit [Document Identifier 230]	 1 3 1 4 7 2 0 2 2 2 3 0 0 0 0 0 0
29.	Long-Term Care Experience Reporting Forms [Document Identifier 306]	 1 3 1 4 7 2 0 2 2 3 0 6 0 0 0 0 0
30.	Accident and Health Policy Experience Exhibit [Document Identifier 210]	 1 3 1 4 7 2 0 2 2 2 1 0 0 0 0 0 0
31.	Supplemental Health Care Exhibit (Parts 1, 2 and 3) [Document Identifier 216]	 1 3 1 4 7 2 0 2 2 2 1 6 0 0 0 0 0
32.	Supplemental Health Care Exhibit's Expense Allocation Report [Document Identifier 217]	 1 3 1 4 7 2 0 2 2 2 1 7 0 0 0 0 0
33.	Cybersecurity and Identity Theft Insurance Coverage Supplement [Document Identifier 550]	 1 3 1 4 7 2 0 2 2 5 5 0 0 0 0 0 0
34.	Life, Health & Annuity Guaranty Association Assessable Premium Exhibit - Parts 1 and 2 [Document Identifier 290]	 1 3 1 4 7 2 0 2 2 2 9 0 0 0 0 0 0
35.	Private Flood Insurance Supplement [Document Identifier 560]	 1 3 1 4 7 2 0 2 2 5 6 0 0 0 0 0 0
36.	Will the Mortgage Guaranty Insurance Exhibit [Document Identifier 565]	 1 3 1 4 7 2 0 2 2 5 6 5 0 0 0 0 0

NONE

SUMMARY INVESTMENT SCHEDULE

Investment Categories	Gross Investment Holdings		Admitted Assets as Reported in the Annual Statement			
	1	2	3	4	5	6
	Amount	Percentage of Column 1 Line 13	Amount	Securities Lending Reinvested Collateral Amount	Total (Col. 3 + 4) Amount	Percentage of Column 5 Line 13
1. Long-Term Bonds (Schedule D, Part 1):						
1.01 U.S. governments	2,922,815	24.148	2,922,815	0	2,922,815	24.148
1.02 All other governments	0	0.000	0	0	0	0.000
1.03 U.S. states, territories and possessions, etc. guaranteed	1,065,982	8.807	1,065,982	0	1,065,982	8.807
1.04 U.S. political subdivisions of states, territories, and possessions, guaranteed	758,299	6.265	758,299	0	758,299	6.265
1.05 U.S. special revenue and special assessment obligations, etc. non-guaranteed	3,118,419	25.764	3,118,419	0	3,118,419	25.764
1.06 Industrial and miscellaneous	3,805,804	31.444	3,805,804	0	3,805,804	31.444
1.07 Hybrid securities	0	0.000	0	0	0	0.000
1.08 Parent, subsidiaries and affiliates	0	0.000	0	0	0	0.000
1.09 SVO identified funds	0	0.000	0	0	0	0.000
1.10 Unaffiliated bank loans	0	0.000	0	0	0	0.000
1.11 Unaffiliated certificates of deposit	0	0.000	0	0	0	0.000
1.12 Total long-term bonds	11,671,319	96.428	11,671,319	0	11,671,319	96.428
2. Preferred stocks (Schedule D, Part 2, Section 1):						
2.01 Industrial and miscellaneous (Unaffiliated)	0	0.000	0	0	0	0.000
2.02 Parent, subsidiaries and affiliates	0	0.000	0	0	0	0.000
2.03 Total preferred stocks	0	0.000	0	0	0	0.000
3. Common stocks (Schedule D, Part 2, Section 2):						
3.01 Industrial and miscellaneous Publicly traded (Unaffiliated)	0	0.000	0	0	0	0.000
3.02 Industrial and miscellaneous Other (Unaffiliated)	0	0.000	0	0	0	0.000
3.03 Parent, subsidiaries and affiliates Publicly traded	0	0.000	0	0	0	0.000
3.04 Parent, subsidiaries and affiliates Other	0	0.000	0	0	0	0.000
3.05 Mutual funds	0	0.000	0	0	0	0.000
3.06 Unit investment trusts	0	0.000	0	0	0	0.000
3.07 Closed-end funds	0	0.000	0	0	0	0.000
3.08 Exchange traded funds	0	0.000	0	0	0	0.000
3.09 Total common stocks	0	0.000	0	0	0	0.000
4. Mortgage loans (Schedule B):						
4.01 Farm mortgages	0	0.000	0	0	0	0.000
4.02 Residential mortgages	0	0.000	0	0	0	0.000
4.03 Commercial mortgages	0	0.000	0	0	0	0.000
4.04 Mezzanine real estate loans	0	0.000	0	0	0	0.000
4.05 Total valuation allowance	0	0.000	0	0	0	0.000
4.06 Total mortgage loans	0	0.000	0	0	0	0.000
5. Real estate (Schedule A):						
5.01 Properties occupied by company	0	0.000	0	0	0	0.000
5.02 Properties held for production of income	0	0.000	0	0	0	0.000
5.03 Properties held for sale	0	0.000	0	0	0	0.000
5.04 Total real estate	0	0.000	0	0	0	0.000
6. Cash, cash equivalents and short-term investments:						
6.01 Cash (Schedule E, Part 1)	432,294	3.572	432,294	0	432,294	3.572
6.02 Cash equivalents (Schedule E, Part 2)	0	0.000	0	0	0	0.000
6.03 Short-term investments (Schedule DA)	0	0.000	0	0	0	0.000
6.04 Total cash, cash equivalents and short-term investments	432,294	3.572	432,294	0	432,294	3.572
7. Contract loans	0	0.000	0	0	0	0.000
8. Derivatives (Schedule DB)	0	0.000	0	0	0	0.000
9. Other invested assets (Schedule BA)	0	0.000	0	0	0	0.000
10. Receivables for securities	0	0.000	0	0	0	0.000
11. Securities Lending (Schedule DL, Part 1).....	0	0.000	0	XXX	XXX	XXX
12. Other invested assets (Page 2, Line 11)	0	0.000	0	0	0	0.000
13. Total invested assets	12,103,613	100.000	12,103,613	0	12,103,613	100.000

Schedule A - Verification - Real Estate

N O N E

Schedule B - Verification - Mortgage Loans

N O N E

ANNUAL STATEMENT FOR THE YEAR 2022 OF THE HANOVER NATIONAL INSURANCE COMPANY

SCHEDULE BA - VERIFICATION BETWEEN YEARS

Other Long-Term Invested Assets

1.	Book/adjusted carrying value, December 31 of prior year	
2.	Cost of acquired:	
	2.1 Actual cost at time of acquisition (Part 2, Column 8)	
	2.2 Additional investment made after acquisition (Part 2, Column 9)	
3.	Capitalized deferred interest and other:	
	3.1 Totals, Part 1, Column 16	
	3.2 Totals, Part 3, Column 12	
4.	Accrual of discount	
5.	Unrealized valuation increase (decrease):	
	5.1 Totals, Part 1, Column 13	
	5.2 Totals, Part 3, Column 9	
6.	Total gain (loss) on disposals, Part 3, Column 19	
7.	Deduct amounts received on disposals, Part 3, Column 16	
8.	Deduct amortization of premium and depreciation	
9.	Total foreign exchange change in book/adjusted carrying value:	
	9.1 Totals, Part 1, Column 17	
	9.2 Totals, Part 3, Column 14	
10.	Deduct current year's other than temporary impairment recognized:	
	10.1 Totals, Part 1, Column 15	
	10.2 Totals, Part 3, Column 11	
11.	Book/adjusted carrying value at end of current period (Lines 1+2+3+4+5+6-7-8+9-10)	
12.	Deduct total nonadmitted amounts	
13.	Statement value at end of current period (Line 11 minus Line 12)	

SCHEDULE D - VERIFICATION BETWEEN YEARS

Bonds and Stocks

1.	Book/adjusted carrying value, December 31 of prior year	11,758,230
2.	Cost of bonds and stocks acquired, Part 3, Column 7	1,197,337
3.	Accrual of discount	11,661
4.	Unrealized valuation increase (decrease):	
	4.1. Part 1, Column 12	0
	4.2. Part 2, Section 1, Column 15	0
	4.3. Part 2, Section 2, Column 13	0
	4.4. Part 4, Column 11	0
5.	Total gain (loss) on disposals, Part 4, Column 19	(3,125)
6.	Deduction consideration for bonds and stocks disposed of, Part 4, Column 7	1,282,668
7.	Deduct amortization of premium	10,364
8.	Total foreign exchange change in book/adjusted carrying value:	
	8.1. Part 1, Column 15	0
	8.2. Part 2, Section 1, Column 19	0
	8.3. Part 2, Section 2, Column 16	0
	8.4. Part 4, Column 15	0
9.	Deduct current year's other than temporary impairment recognized:	
	9.1. Part 1, Column 14	0
	9.2. Part 2, Section 1, Column 17	0
	9.3. Part 2, Section 2, Column 14	0
	9.4. Part 4, Column 13	0
10.	Total investment income recognized as a result of prepayment penalties and/or acceleration fees, Note 5Q, Line 2	248
11.	Book/adjusted carrying value at end of current period (Lines 1+2+3+4+5-6-7+8-9+10)	11,671,319
12.	Deduct total nonadmitted amounts	0
13.	Statement value at end of current period (Line 11 minus Line 12)	11,671,319

SCHEDULE D - SUMMARY BY COUNTRY

Long-Term Bonds and Stocks OWNED December 31 of Current Year

Description		1 Book/Adjusted Carrying Value	2 Fair Value	3 Actual Cost	4 Par Value of Bonds
BONDS					
Governments (Including all obligations guaranteed by governments)	1. United States 2. Canada 3. Other Countries	2,922,815 0 0	2,705,605 0 0	2,913,298 0 0	2,915,757 0 0
	4. Totals	2,922,815	2,705,605	2,913,298	2,915,757
U.S. States, Territories and Possessions (Direct and guaranteed)	5. Totals	1,065,982	931,714	1,067,569	1,065,000
U.S. Political Subdivisions of States, Territories and Possessions (Direct and guaranteed)	6. Totals	758,299	639,127	758,020	760,000
U.S. Special Revenue and Special Assessment Obligations and all Non-Guaranteed Obligations of Agencies and Authorities of Governments and their Political Subdivisions	7. Totals	3,118,419	2,613,002	3,117,408	3,114,969
Industrial and Miscellaneous, SVO Identified Funds, Unaffiliated Bank Loans, Unaffiliated Certificates of Deposit and Hybrid Securities (unaffiliated)	8. United States 9. Canada 10. Other Countries	3,356,839 99,389 349,575	3,149,366 92,874 332,807	3,352,295 98,611 348,447	3,364,000 100,000 350,000
	11. Totals	3,805,804	3,575,047	3,799,353	3,814,000
Parent, Subsidiaries and Affiliates	12. Totals	0	0	0	0
	13. Total Bonds	11,671,319	10,464,495	11,655,648	11,669,727
PREFERRED STOCKS					
Industrial and Miscellaneous (unaffiliated)	14. United States 15. Canada 16. Other Countries	0 0 0	0 0 0	0 0 0	
	17. Totals	0	0	0	
Parent, Subsidiaries and Affiliates	18. Totals	0	0	0	
	19. Total Preferred Stocks	0	0	0	
COMMON STOCKS					
Industrial and Miscellaneous (unaffiliated), Mutual Funds, Unit Investment Trusts, Closed-End Funds and Exchange Traded Funds	20. United States 21. Canada 22. Other Countries	0 0 0	0 0 0	0 0 0	
	23. Totals	0	0	0	
Parent, Subsidiaries and Affiliates	24. Totals	0	0	0	
	25. Total Common Stocks	0	0	0	
	26. Total Stocks	0	0	0	
	27. Total Bonds and Stocks	11,671,319	10,464,495	11,655,648	

ANNUAL STATEMENT FOR THE YEAR 2022 OF THE HANOVER NATIONAL INSURANCE COMPANY

SCHEDULE D - PART 1A - SECTION 1

Quality and Maturity Distribution of All Bonds Owned December 31, at Book/Adjusted Carrying Values by Major Types of Issues and NAIC Designations

NAIC Designation	1 1 Year or Less	2 Over 1 Year Through 5 Years	3 Over 5 Years Through 10 Years	4 Over 10 Years Through 20 Years	5 Over 20 Years	6 No Maturity Date	7 Total Current Year	8 Col. 7 as a % of Line 12.7	9 Total from Col. 7 Prior Year	10 % From Col. 8 Prior Year	11 Total Publicly Traded	12 Total Privately Placed (a)
1. U.S. Governments												
1.1 NAIC 1	553,394	1,613,495	726,540	24,595	4,791	XXX	2,922,815	25.0	2,358,522	20.1	2,922,815	0
1.2 NAIC 2	0	0	0	0	0	XXX	0	0.0	0	0.0	0	0
1.3 NAIC 3	0	0	0	0	0	XXX	0	0.0	0	0.0	0	0
1.4 NAIC 4	0	0	0	0	0	XXX	0	0.0	0	0.0	0	0
1.5 NAIC 5	0	0	0	0	0	XXX	0	0.0	0	0.0	0	0
1.6 NAIC 6	0	0	0	0	0	XXX	0	0.0	0	0.0	0	0
1.7 Totals	553,394	1,613,495	726,540	24,595	4,791	XXX	2,922,815	25.0	2,358,522	20.1	2,922,815	0
2. All Other Governments												
2.1 NAIC 1	0	0	0	0	0	XXX	0	0.0	0	0.0	0	0
2.2 NAIC 2	0	0	0	0	0	XXX	0	0.0	0	0.0	0	0
2.3 NAIC 3	0	0	0	0	0	XXX	0	0.0	0	0.0	0	0
2.4 NAIC 4	0	0	0	0	0	XXX	0	0.0	0	0.0	0	0
2.5 NAIC 5	0	0	0	0	0	XXX	0	0.0	0	0.0	0	0
2.6 NAIC 6	0	0	0	0	0	XXX	0	0.0	0	0.0	0	0
2.7 Totals	0	0	0	0	0	XXX	0	0.0	0	0.0	0	0
3. U.S. States, Territories and Possessions etc., Guaranteed												
3.1 NAIC 1	0	400,946	565,000	100,036	0	XXX	1,065,982	9.1	1,066,467	9.1	1,065,982	0
3.2 NAIC 2	0	0	0	0	0	XXX	0	0.0	0	0.0	0	0
3.3 NAIC 3	0	0	0	0	0	XXX	0	0.0	0	0.0	0	0
3.4 NAIC 4	0	0	0	0	0	XXX	0	0.0	0	0.0	0	0
3.5 NAIC 5	0	0	0	0	0	XXX	0	0.0	0	0.0	0	0
3.6 NAIC 6	0	0	0	0	0	XXX	0	0.0	0	0.0	0	0
3.7 Totals	0	400,946	565,000	100,036	0	XXX	1,065,982	9.1	1,066,467	9.1	1,065,982	0
4. U.S. Political Subdivisions of States, Territories and Possessions , Guaranteed												
4.1 NAIC 1	0	200,000	558,299	0	0	XXX	758,299	6.5	748,172	6.4	758,299	0
4.2 NAIC 2	0	0	0	0	0	XXX	0	0.0	0	0.0	0	0
4.3 NAIC 3	0	0	0	0	0	XXX	0	0.0	0	0.0	0	0
4.4 NAIC 4	0	0	0	0	0	XXX	0	0.0	0	0.0	0	0
4.5 NAIC 5	0	0	0	0	0	XXX	0	0.0	0	0.0	0	0
4.6 NAIC 6	0	0	0	0	0	XXX	0	0.0	0	0.0	0	0
4.7 Totals	0	200,000	558,299	0	0	XXX	758,299	6.5	748,172	6.4	758,299	0
5. U.S. Special Revenue & Special Assessment Obligations, etc., Non-Guaranteed												
5.1 NAIC 1	35,621	420,139	2,587,889	70,126	4,644	XXX	3,118,419	26.7	3,552,986	30.2	3,118,419	0
5.2 NAIC 2	0	0	0	0	0	XXX	0	0.0	0	0.0	0	0
5.3 NAIC 3	0	0	0	0	0	XXX	0	0.0	0	0.0	0	0
5.4 NAIC 4	0	0	0	0	0	XXX	0	0.0	0	0.0	0	0
5.5 NAIC 5	0	0	0	0	0	XXX	0	0.0	0	0.0	0	0
5.6 NAIC 6	0	0	0	0	0	XXX	0	0.0	0	0.0	0	0
5.7 Totals	35,621	420,139	2,587,889	70,126	4,644	XXX	3,118,419	26.7	3,552,986	30.2	3,118,419	0

ANNUAL STATEMENT FOR THE YEAR 2022 OF THE HANOVER NATIONAL INSURANCE COMPANY
SCHEDULE D - PART 1A - SECTION 1 (Continued)

Quality and Maturity Distribution of All Bonds Owned December 31, at Book/Adjusted Carrying Values by Major Types of Issues and NAIC Designations

NAIC Designation	1 1 Year or Less	2 Over 1 Year Through 5 Years	3 Over 5 Years Through 10 Years	4 Over 10 Years Through 20 Years	5 Over 20 Years	6 No Maturity Date	7 Total Current Year	8 Col. 7 as a % of Line 12.7	9 Total from Col. 7 Prior Year	10 % From Col. 8 Prior Year	11 Total Publicly Traded	12 Total Privately Placed (a)
6. Industrial & Miscellaneous (Unaffiliated)												
6.1 NAIC 1	149,953	1,085,139	745,534	0	0	XXX	1,980,626	17.0	2,157,449	18.3	1,930,720	49,906
6.2 NAIC 2	128,178	1,647,161	49,838	0	0	XXX	1,825,178	15.6	1,874,633	15.9	1,625,365	199,812
6.3 NAIC 3	0	0	0	0	0	XXX	0	0.0	0	0.0	0	0
6.4 NAIC 4	0	0	0	0	0	XXX	0	0.0	0	0.0	0	0
6.5 NAIC 5	0	0	0	0	0	XXX	0	0.0	0	0.0	0	0
6.6 NAIC 6	0	0	0	0	0	XXX	0	0.0	0	0.0	0	0
6.7 Totals	278,131	2,732,300	795,373	0	0	XXX	3,805,804	32.6	4,032,082	34.3	3,556,086	249,718
7. Hybrid Securities												
7.1 NAIC 1	0	0	0	0	0	XXX	0	0.0	0	0.0	0	0
7.2 NAIC 2	0	0	0	0	0	XXX	0	0.0	0	0.0	0	0
7.3 NAIC 3	0	0	0	0	0	XXX	0	0.0	0	0.0	0	0
7.4 NAIC 4	0	0	0	0	0	XXX	0	0.0	0	0.0	0	0
7.5 NAIC 5	0	0	0	0	0	XXX	0	0.0	0	0.0	0	0
7.6 NAIC 6	0	0	0	0	0	XXX	0	0.0	0	0.0	0	0
7.7 Totals	0	0	0	0	0	XXX	0	0.0	0	0.0	0	0
8. Parent, Subsidiaries and Affiliates												
8.1 NAIC 1	0	0	0	0	0	XXX	0	0.0	0	0.0	0	0
8.2 NAIC 2	0	0	0	0	0	XXX	0	0.0	0	0.0	0	0
8.3 NAIC 3	0	0	0	0	0	XXX	0	0.0	0	0.0	0	0
8.4 NAIC 4	0	0	0	0	0	XXX	0	0.0	0	0.0	0	0
8.5 NAIC 5	0	0	0	0	0	XXX	0	0.0	0	0.0	0	0
8.6 NAIC 6	0	0	0	0	0	XXX	0	0.0	0	0.0	0	0
8.7 Totals	0	0	0	0	0	XXX	0	0.0	0	0.0	0	0
9. SVO Identified Funds												
9.1 NAIC 1	XXX	XXX	XXX	XXX	XXX	0	0	0.0	0	0.0	0	0
9.2 NAIC 2	XXX	XXX	XXX	XXX	XXX	0	0	0.0	0	0.0	0	0
9.3 NAIC 3	XXX	XXX	XXX	XXX	XXX	0	0	0.0	0	0.0	0	0
9.4 NAIC 4	XXX	XXX	XXX	XXX	XXX	0	0	0.0	0	0.0	0	0
9.5 NAIC 5	XXX	XXX	XXX	XXX	XXX	0	0	0.0	0	0.0	0	0
9.6 NAIC 6	XXX	XXX	XXX	XXX	XXX	0	0	0.0	0	0.0	0	0
9.7 Totals	XXX	XXX	XXX	XXX	XXX	0	0	0.0	0	0.0	0	0
10. Unaffiliated Bank Loans												
10.1 NAIC 1	0	0	0	0	0	XXX	0	0.0	0	0.0	0	0
10.2 NAIC 2	0	0	0	0	0	XXX	0	0.0	0	0.0	0	0
10.3 NAIC 3	0	0	0	0	0	XXX	0	0.0	0	0.0	0	0
10.4 NAIC 4	0	0	0	0	0	XXX	0	0.0	0	0.0	0	0
10.5 NAIC 5	0	0	0	0	0	XXX	0	0.0	0	0.0	0	0
10.6 NAIC 6	0	0	0	0	0	XXX	0	0.0	0	0.0	0	0
10.7 Totals	0	0	0	0	0	XXX	0	0.0	0	0.0	0	0
11. Unaffiliated Certificates of Deposit												
11.1 NAIC 1	0	0	0	0	0	XXX	0	0.0	XXX	XXX	0	0
11.2 NAIC 2	0	0	0	0	0	XXX	0	0.0	XXX	XXX	0	0
11.3 NAIC 3	0	0	0	0	0	XXX	0	0.0	XXX	XXX	0	0
11.4 NAIC 4	0	0	0	0	0	XXX	0	0.0	XXX	XXX	0	0
11.5 NAIC 5	0	0	0	0	0	XXX	0	0.0	XXX	XXX	0	0
11.6 NAIC 6	0	0	0	0	0	XXX	0	0.0	XXX	XXX	0	0
11.7 Totals	0	0	0	0	0	XXX	0	0.0	XXX	XXX	0	0

ANNUAL STATEMENT FOR THE YEAR 2022 OF THE HANOVER NATIONAL INSURANCE COMPANY
SCHEDULE D - PART 1A - SECTION 1 (Continued)

Quality and Maturity Distribution of All Bonds Owned December 31, at Book/Adjusted Carrying Values by Major Types of Issues and NAIC Designations

	1	2	3	4	5	6	7	8	9	10	11	12
NAIC Designation	1 Year or Less	Over 1 Year Through 5 Years	Over 5 Years Through 10 Years	Over 10 Years Through 20 Years	Over 20 Years	No Maturity Date	Total Current Year	Col. 7 as a % of Line 12.7	Total from Col. 7 Prior Year	% From Col. 8 Prior Year	Total Publicly Traded	Total Privately Placed (a)
12. Total Bonds Current Year												
12.1 NAIC 1	(d) 738,968 3,719,719 5,183,262 194,757 9,435 0 9,846,141 84.4 XXX XXX 9,796,235 49,906
12.2 NAIC 2	(d) 128,178 1,647,161 49,838 0 0 0 1,825,178 15.6 XXX XXX 1,625,365 199,812
12.3 NAIC 3	(d) 0 0 0 0 0 0 0 0.0 XXX XXX 0 0
12.4 NAIC 4	(d) 0 0 0 0 0 0 0 0.0 XXX XXX 0 0
12.5 NAIC 5	(d) 0 0 0 0 0 0	(c) 0 0.0 XXX XXX 0 0
12.6 NAIC 6	(d) 0 0 0 0 0 0	(c) 0 0.0 XXX XXX 0 0
12.7 Totals 867,146 5,366,880 5,233,100 194,757 9,435 0	(b) 11,671,319 100.0 XXX XXX 11,421,600 249,718
12.8 Line 12.7 as a % of Col. 7 7.4 46.0 44.8 1.7 0.1 0.0 100.0 XXX XXX XXX 97.9 2.1
13. Total Bonds Prior Year												
13.1 NAIC 1 1,101,008 3,553,694 4,470,492 751,522 6,882 0 XXX XXX 9,883,597 84.1 9,783,436 100,161
13.2 NAIC 2 0 1,623,551 251,082 0 0 0 XXX XXX 1,874,633 15.9 1,674,882 199,751
13.3 NAIC 3 0 0 0 0 0 0 XXX XXX 0 0.0 0 0
13.4 NAIC 4 0 0 0 0 0 0 XXX XXX 0 0.0 0 0
13.5 NAIC 5 0 0 0 0 0 0 XXX XXX	(c) 0 0.0 0 0
13.6 NAIC 6 0 0 0 0 0 0 XXX XXX	(c) 0 0.0 0 0
13.7 Totals 1,101,008 5,177,245 4,721,574 751,522 6,882 0 XXX XXX	(b) 11,758,230 100.0 11,458,318 299,912
13.8 Line 13.7 as a % of Col. 9 9.4 44.0 40.2 6.4 0.1 0.0 XXX XXX 100.0 XXX 97.4 2.6
14. Total Publicly Traded Bonds												
14.1 NAIC 1 738,968 3,719,719 5,133,356 194,757 9,435 0 9,796,235 83.9 9,783,436 83.2 9,796,235 XXX
14.2 NAIC 2 128,178 1,447,349 49,838 0 0 0 1,625,365 13.9 1,674,882 14.2 1,625,365 XXX
14.3 NAIC 3 0 0 0 0 0 0 0 0.0 0 0.0 0 XXX
14.4 NAIC 4 0 0 0 0 0 0 0 0.0 0 0.0 0 XXX
14.5 NAIC 5 0 0 0 0 0 0 0 0.0 0 0.0 0 XXX
14.6 NAIC 6 0 0 0 0 0 0 0 0.0 0 0.0 0 XXX
14.7 Totals 867,146 5,167,068 5,183,194 194,757 9,435 0 11,421,600 97.9 11,458,318 97.4 11,421,600 XXX
14.8 Line 14.7 as a % of Col. 7 7.6 45.2 45.4 1.7 0.1 0.0 100.0 XXX XXX XXX 100.0 XXX
14.9 Line 14.7 as a % of Line 12.7, Col. 7, Section 12 7.4 44.3 44.4 1.7 0.1 0.0 97.9 XXX XXX XXX 97.9 XXX
15. Total Privately Placed Bonds												
15.1 NAIC 1 0 0 49,906 0 0 0 49,906 0.4 100,161 0.9 XXX 49,906
15.2 NAIC 2 0 199,812 0 0 0 0 199,812 1.7 199,751 1.7 XXX 199,812
15.3 NAIC 3 0 0 0 0 0 0 0 0.0 0 0.0 XXX 0
15.4 NAIC 4 0 0 0 0 0 0 0 0.0 0 0.0 XXX 0
15.5 NAIC 5 0 0 0 0 0 0 0 0.0 0 0.0 XXX 0
15.6 NAIC 6 0 0 0 0 0 0 0 0.0 0 0.0 XXX 0
15.7 Totals 0 199,812 49,906 0 0 0 249,718 2.1 299,912 2.6 XXX 249,718
15.8 Line 15.7 as a % of Col. 7 0.0 80.0 20.0 0.0 0.0 0.0 100.0 XXX XXX XXX XXX 100.0
15.9 Line 15.7 as a % of Line 12.7, Col. 7, Section 12 0.0 1.7 0.4 0.0 0.0 0.0 2.1 XXX XXX XXX XXX 2.1

(a) Includes \$ 249,718 freely tradable under SEC Rule 144 or qualified for resale under SEC Rule 144A.
(b) Includes \$0 current year of bonds with Z designations and \$0 prior year of bonds with Z designations. The letter "Z" means the NAIC designation was not assigned by the Securities Valuation Office (SVO) at the date of the statement.
(c) Includes \$0 current year, \$0 prior year of bonds with 5GI designations and \$0 current year, \$0 prior year of bonds with 6* designations. "5GI" means the NAIC designation was assigned by the (SVO) in reliance on the insurer's certification that the issuer is current in all principal and interest payments. "6*" means the NAIC designation was assigned by the SVO due to inadequate certification of principal and interest payments.
(d) Includes the following amount of short-term and cash equivalent bonds by NAIC designation: NAIC 1 \$ 0 ; NAIC 2 \$0 ; NAIC 3 \$ 0 ; NAIC 4 \$ 0 ; NAIC 5 \$ 0 ; NAIC 6 \$ 0

ANNUAL STATEMENT FOR THE YEAR 2022 OF THE HANOVER NATIONAL INSURANCE COMPANY
SCHEDULE D - PART 1A - SECTION 2

Maturity Distribution of All Bonds Owned December 31, at Book/Adjusted Carrying Values by Major Type and Subtype of Issues

Distribution by Type	1 1 Year or Less	2 Over 1 Year Through 5 Years	3 Over 5 Years Through 10 Years	4 Over 10 Years Through 20 Years	5 Over 20 Years	6 No Maturity Date	7 Total Current Year	8 Col. 7 as a % of Line 12.09	9 Total from Col. 7 Prior Year	10 % From Col. 8 Prior Year	11 Total Publicly Traded	12 Total Privately Placed
1. U.S. Governments												
1.01 Issuer Obligations	499,586	1,483,036	614,613	0	0	XXX	2,597,236	22.3	1,857,784	15.8	2,597,236	0
1.02 Residential Mortgage-Backed Securities	53,808	130,459	111,927	24,595	4,791	XXX	325,579	2.8	500,738	4.3	325,579	0
1.03 Commercial Mortgage-Backed Securities	0	0	0	0	0	XXX	0	0.0	0	0.0	0	0
1.04 Other Loan-Backed and Structured Securities ...	0	0	0	0	0	XXX	0	0.0	0	0.0	0	0
1.05 Totals	553,394	1,613,495	726,540	24,595	4,791	XXX	2,922,815	25.0	2,358,522	20.1	2,922,815	0
2. All Other Governments												
2.01 Issuer Obligations	0	0	0	0	0	XXX	0	0.0	0	0.0	0	0
2.02 Residential Mortgage-Backed Securities	0	0	0	0	0	XXX	0	0.0	0	0.0	0	0
2.03 Commercial Mortgage-Backed Securities	0	0	0	0	0	XXX	0	0.0	0	0.0	0	0
2.04 Other Loan-Backed and Structured Securities ...	0	0	0	0	0	XXX	0	0.0	0	0.0	0	0
2.05 Totals	0	0	0	0	0	XXX	0	0.0	0	0.0	0	0
3. U.S. States, Territories and Possessions, Guaranteed												
3.01 Issuer Obligations	0	400,946	565,000	100,036	0	XXX	1,065,982	9.1	1,066,467	9.1	1,065,982	0
3.02 Residential Mortgage-Backed Securities	0	0	0	0	0	XXX	0	0.0	0	0.0	0	0
3.03 Commercial Mortgage-Backed Securities	0	0	0	0	0	XXX	0	0.0	0	0.0	0	0
3.04 Other Loan-Backed and Structured Securities ...	0	0	0	0	0	XXX	0	0.0	0	0.0	0	0
3.05 Totals	0	400,946	565,000	100,036	0	XXX	1,065,982	9.1	1,066,467	9.1	1,065,982	0
4. U.S. Political Subdivisions of States, Territories and Possessions, Guaranteed												
4.01 Issuer Obligations	0	200,000	558,299	0	0	XXX	758,299	6.5	748,172	6.4	758,299	0
4.02 Residential Mortgage-Backed Securities	0	0	0	0	0	XXX	0	0.0	0	0.0	0	0
4.03 Commercial Mortgage-Backed Securities	0	0	0	0	0	XXX	0	0.0	0	0.0	0	0
4.04 Other Loan-Backed and Structured Securities ...	0	0	0	0	0	XXX	0	0.0	0	0.0	0	0
4.05 Totals	0	200,000	558,299	0	0	XXX	758,299	6.5	748,172	6.4	758,299	0
5. U.S. Special Revenue & Special Assessment Obligations etc., Non-Guaranteed												
5.01 Issuer Obligations	0	330,719	2,512,639	0	0	XXX	2,843,358	24.4	3,229,839	27.5	2,843,358	0
5.02 Residential Mortgage-Backed Securities	35,621	89,420	75,250	70,126	4,644	XXX	275,062	2.4	323,147	2.7	275,062	0
5.03 Commercial Mortgage-Backed Securities	0	0	0	0	0	XXX	0	0.0	0	0.0	0	0
5.04 Other Loan-Backed and Structured Securities ...	0	0	0	0	0	XXX	0	0.0	0	0.0	0	0
5.05 Totals	35,621	420,139	2,587,889	70,126	4,644	XXX	3,118,419	26.7	3,552,986	30.2	3,118,419	0
6. Industrial and Miscellaneous												
6.01 Issuer Obligations	278,131	2,732,300	795,373	0	0	XXX	3,805,804	32.6	4,032,082	34.3	3,556,086	249,718
6.02 Residential Mortgage-Backed Securities	0	0	0	0	0	XXX	0	0.0	0	0.0	0	0
6.03 Commercial Mortgage-Backed Securities	0	0	0	0	0	XXX	0	0.0	0	0.0	0	0
6.04 Other Loan-Backed and Structured Securities ...	0	0	0	0	0	XXX	0	0.0	0	0.0	0	0
6.05 Totals	278,131	2,732,300	795,373	0	0	XXX	3,805,804	32.6	4,032,082	34.3	3,556,086	249,718
7. Hybrid Securities												
7.01 Issuer Obligations	0	0	0	0	0	XXX	0	0.0	0	0.0	0	0
7.02 Residential Mortgage-Backed Securities	0	0	0	0	0	XXX	0	0.0	0	0.0	0	0
7.03 Commercial Mortgage-Backed Securities	0	0	0	0	0	XXX	0	0.0	0	0.0	0	0
7.04 Other Loan-Backed and Structured Securities ...	0	0	0	0	0	XXX	0	0.0	0	0.0	0	0
7.05 Totals	0	0	0	0	0	XXX	0	0.0	0	0.0	0	0
8. Parent, Subsidiaries and Affiliates												
8.01 Issuer Obligations	0	0	0	0	0	XXX	0	0.0	0	0.0	0	0
8.02 Residential Mortgage-Backed Securities	0	0	0	0	0	XXX	0	0.0	0	0.0	0	0
8.03 Commercial Mortgage-Backed Securities	0	0	0	0	0	XXX	0	0.0	0	0.0	0	0
8.04 Other Loan-Backed and Structured Securities ...	0	0	0	0	0	XXX	0	0.0	0	0.0	0	0
8.05 Affiliated Bank Loans - Issued	0	0	0	0	0	XXX	0	0.0	0	0.0	0	0
8.06 Affiliated Bank Loans - Acquired	0	0	0	0	0	XXX	0	0.0	0	0.0	0	0
8.07 Totals	0	0	0	0	0	XXX	0	0.0	0	0.0	0	0

ANNUAL STATEMENT FOR THE YEAR 2022 OF THE HANOVER NATIONAL INSURANCE COMPANY

SCHEDULE D - PART 1A - SECTION 2 (Continued)

Maturity Distribution of All Bonds Owned December 31, at Book/Adjusted Carrying Values by Major Type and Subtype of Issues

	1	2	3	4	5	6	7	8	9	10	11	12
Distribution by Type	1 Year or Less	Over 1 Year Through 5 Years	Over 5 Years Through 10 Years	Over 10 Years Through 20 Years	Over 20 Years	No Maturity Date	Total Current Year	Col. 7 as a % of Line 12.09	Total from Col. 7 Prior Year	% From Col. 8 Prior Year	Total Publicly Traded	Total Privately Placed
9. SVO Identified Funds												
9.01 Exchange Traded Funds Identified by the SVO	XXX	XXX	XXX	XXX	XXX	0	0	0.0	0	0.0	0	0
10. Unaffiliated Bank Loans												
10.01 Unaffiliated Bank Loans - Issued	0	0	0	0	0	XXX	0	0.0	0	0.0	0	0
10.02 Unaffiliated Bank Loans - Acquired	0	0	0	0	0	XXX	0	0.0	0	0.0	0	0
10.03 Totals	0	0	0	0	0	XXX	0	0.0	0	0.0	0	0
11. Unaffiliated Certificates of Deposit												
11.01 Totals	0	0	0	0	0	XXX	0	0.0	XXX	XXX	0	0
12. Total Bonds Current Year												
12.01 Issuer Obligations	777,717	5,147,001	5,045,923	100,036	0	XXX	11,070,677	94.9	XXX	XXX	10,820,959	249,718
12.02 Residential Mortgage-Backed Securities	89,429	219,879	187,177	94,721	9,435	XXX	600,641	5.1	XXX	XXX	600,641	0
12.03 Commercial Mortgage-Backed Securities	0	0	0	0	0	XXX	0	0.0	XXX	XXX	0	0
12.04 Other Loan-Backed and Structured Securities	0	0	0	0	0	XXX	0	0.0	XXX	XXX	0	0
12.05 SVO Identified Funds	XXX	XXX	XXX	XXX	XXX	0	0	0.0	XXX	XXX	0	0
12.06 Affiliated Bank Loans	0	0	0	0	0	XXX	0	0.0	XXX	XXX	0	0
12.07 Unaffiliated Bank Loans	0	0	0	0	0	XXX	0	0.0	XXX	XXX	0	0
12.08 Unaffiliated Certificates of Deposit	0	0	0	0	0	XXX	0	0.0	XXX	XXX	0	0
12.09 Totals	867,146	5,366,880	5,233,100	194,757	9,435	0	11,671,319	100.0	XXX	XXX	11,421,600	249,718
12.10 Line 12.09 as a % of Col. 7	7.4	46.0	44.8	1.7	0.1	0.0	100.0	XXX	XXX	XXX	97.9	2.1
13. Total Bonds Prior Year												
13.01 Issuer Obligations	840,240	4,826,640	4,571,508	695,958	0	XXX	XXX	XXX	10,934,345	93.0	10,634,433	299,912
13.02 Residential Mortgage-Backed Securities	260,768	350,604	150,066	55,564	6,882	XXX	XXX	XXX	823,885	7.0	823,885	0
13.03 Commercial Mortgage-Backed Securities	0	0	0	0	0	XXX	XXX	XXX	0	0.0	0	0
13.04 Other Loan-Backed and Structured Securities	0	0	0	0	0	XXX	XXX	XXX	0	0.0	0	0
13.05 SVO Identified Funds	XXX	XXX	XXX	XXX	XXX	0	XXX	XXX	0	0.0	0	0
13.06 Affiliated Bank Loans	0	0	0	0	0	XXX	XXX	XXX	0	0.0	0	0
13.07 Unaffiliated Bank Loans	0	0	0	0	0	XXX	XXX	XXX	0	0.0	0	0
13.08 Unaffiliated Certificates of Deposit	XXX	XXX	XXX	XXX	XXX	XXX	XXX	XXX	XXX	XXX	XXX	XXX
13.09 Totals	1,101,008	5,177,245	4,721,574	751,522	6,882	0	XXX	XXX	11,758,230	100.0	11,458,318	299,912
13.10 Line 13.09 as a % of Col. 9	9.4	44.0	40.2	6.4	0.1	0.0	XXX	XXX	100.0	XXX	97.4	2.6
14. Total Publicly Traded Bonds												
14.01 Issuer Obligations	777,717	4,947,188	4,996,017	100,036	0	XXX	10,820,959	92.7	10,634,433	90.4	10,820,959	XXX
14.02 Residential Mortgage-Backed Securities	89,429	219,879	187,177	94,721	9,435	XXX	600,641	5.1	823,885	7.0	600,641	XXX
14.03 Commercial Mortgage-Backed Securities	0	0	0	0	0	XXX	0	0.0	0	0.0	0	XXX
14.04 Other Loan-Backed and Structured Securities	0	0	0	0	0	XXX	0	0.0	0	0.0	0	XXX
14.05 SVO Identified Funds	XXX	XXX	XXX	XXX	XXX	0	0	0.0	0	0.0	0	XXX
14.06 Affiliated Bank Loans	0	0	0	0	0	XXX	0	0.0	0	0.0	0	XXX
14.07 Unaffiliated Bank Loans	0	0	0	0	0	XXX	0	0.0	0	0.0	0	XXX
14.08 Unaffiliated Certificates of Deposit	0	0	0	0	0	XXX	0	0.0	XXX	XXX	0	XXX
14.09 Totals	867,146	5,167,068	5,183,194	194,757	9,435	0	11,421,600	97.9	11,458,318	97.4	11,421,600	XXX
14.10 Line 14.09 as a % of Col. 7	7.6	45.2	45.4	1.7	0.1	0.0	100.0	XXX	XXX	XXX	100.0	XXX
14.11 Line 14.09 as a % of Line 12.09, Col. 7, Section 12	7.4	44.3	44.4	1.7	0.1	0.0	97.9	XXX	XXX	XXX	97.9	XXX
15. Total Privately Placed Bonds												
15.01 Issuer Obligations	0	199,812	49,906	0	0	XXX	249,718	2.1	299,912	2.6	XXX	249,718
15.02 Residential Mortgage-Backed Securities	0	0	0	0	0	XXX	0	0.0	0	0.0	XXX	0
15.03 Commercial Mortgage-Backed Securities	0	0	0	0	0	XXX	0	0.0	0	0.0	XXX	0
15.04 Other Loan-Backed and Structured Securities	0	0	0	0	0	XXX	0	0.0	0	0.0	XXX	0
15.05 SVO Identified Funds	XXX	XXX	XXX	XXX	XXX	0	0	0.0	0	0.0	XXX	0
15.06 Affiliated Bank Loans	0	0	0	0	0	XXX	0	0.0	0	0.0	XXX	0
15.07 Unaffiliated Bank Loans	0	0	0	0	0	XXX	0	0.0	0	0.0	XXX	0
15.08 Unaffiliated Certificates of Deposit	0	0	0	0	0	XXX	0	0.0	XXX	XXX	XXX	0
15.09 Totals	0	199,812	49,906	0	0	0	249,718	2.1	299,912	2.6	XXX	249,718
15.10 Line 15.09 as a % of Col. 7	0.0	80.0	20.0	0.0	0.0	0.0	100.0	XXX	XXX	XXX	XXX	100.0
15.11 Line 15.09 as a % of Line 12.09, Col. 7, Section 12	0.0	1.7	0.4	0.0	0.0	0.0	2.1	XXX	XXX	XXX	XXX	2.1

Schedule DA - Verification - Short-Term Investments

N O N E

Schedule DB - Part A - Verification - Options, Caps, Floors, Collars, Swaps and Forwards

N O N E

Schedule DB - Part B - Verification - Futures Contracts

N O N E

Schedule DB - Part C - Section 1 - Replication (Synthetic Asset) Transactions (RSATs) Open

N O N E

Schedule DB-Part C-Section 2-Reconciliation of Replication (Synthetic Asset) Transactions Open

N O N E

Schedule DB - Verification - Book/Adjusted Carrying Value, Fair Value and Potential Exposure of
Derivatives

N O N E

Schedule E - Part 2 - Verification - Cash Equivalents

N O N E

Schedule A - Part 1 - Real Estate Owned

N O N E

Schedule A - Part 2 - Real Estate Acquired and Additions Made

N O N E

Schedule A - Part 3 - Real Estate Disposed

N O N E

Schedule B - Part 1 - Mortgage Loans Owned

N O N E

Schedule B - Part 2 - Mortgage Loans Acquired and Additions Made

N O N E

Schedule B - Part 3 - Mortgage Loans Disposed, Transferred or Repaid

N O N E

Schedule BA - Part 1 - Other Long-Term Invested Assets Owned

N O N E

Schedule BA - Part 2 - Other Long-Term Invested Assets Acquired and Additions Made

N O N E

Schedule BA - Part 3 - Other Long-Term Invested Assets Disposed, Transferred or Repaid

N O N E

ANNUAL STATEMENT FOR THE YEAR 2022 OF THE HANOVER NATIONAL INSURANCE COMPANY

SCHEDULE D - PART 1

Showing All Long-Term BONDS Owned December 31 of Current Year

1	2	Codes			6	7	Fair Value		10	11	Change in Book/Adjusted Carrying Value				Interest					Dates	
		3	4	5			8	9			12	13	14	15	16	17	18	19	20	21	22
CUSIP Identification	Description	C o d e	F o r e i g n	Bond Char	NAIC Designation, NAIC Designation Modifier and SVO Administrative Symbol	Actual Cost	Rate Used to Obtain Fair Value	Fair Value	Par Value	Book/ Adjusted Carrying Value	Unrealized Valuation Increase/ (Decrease)	Current Year's (Amor-tization) Accretion	Current Year's Other-Than-Temporary Impairment Recognized	Total Foreign Exchange Change in Book/ Adjusted Carrying Value	Rate of	Effective Rate of	When Paid	Admitted Amount Due and Accrued	Amount Received During Year	Acquired	Stated Contractual Maturity Date
912828-2A-7	UNITED STATES TREASURY	1.A	195,735	91.2578	182,516	200,000	198,358	0	435	0	0	1.500	1.735	FA	1,133	3,000	09/13/2016	08/15/2026
912828-3F-5	UNITED STATES TREASURY	1.A	97,941	92.3086	92,309	100,000	98,925	0	205	0	0	2.250	2.486	MN	292	2,250	12/22/2017	11/15/2027
912828-6X-3	UNITED STATES TREASURY	1.A	95,465	93.6797	93,680	100,000	95,846	0	381	0	0	2.125	3.426	MN	187	1,063	08/31/2022	05/31/2026
912828-J2-7	UNITED STATES TREASURY	1.A	97,309	95.2070	95,207	100,000	99,152	0	385	0	0	2.000	2.412	FA	755	2,000	12/22/2017	02/15/2025
912828-S9-2	UNITED STATES TREASURY	1.A	495,275	98.0312	490,156	500,000	499,586	0	704	0	0	1.250	1.393	JJ	2,615	6,250	08/23/2016	07/31/2023
912828-U2-4	UNITED STATES TREASURY	1.A	193,289	92.5820	185,164	200,000	197,205	0	682	0	0	2.000	2.380	MN	519	4,000	11/30/2016	11/15/2026
912828-V9-8	UNITED STATES TREASURY	1.A	144,662	93.1914	139,787	150,000	145,265	0	602	0	0	2.250	3.071	FA	1,275	1,688	06/08/2022	02/15/2027
912828-Y7-9	UNITED STATES TREASURY	1.A	150,785	96.6797	145,020	150,000	150,310	0	(114)	0	0	2.875	2.792	JJ	1,805	4,313	08/15/2018	07/31/2025
912828-Z9-4	UNITED STATES TREASURY	1.A	216,195	85.4453	170,891	200,000	211,898	0	(1,627)	0	0	1.500	0.644	FA	1,133	3,000	05/04/2020	02/15/2030
91282C-CB-5	UNITED STATES TREASURY	1.A	304,055	84.3711	253,113	300,000	303,476	0	(387)	0	0	1.625	1.477	MN	633	4,875	06/28/2021	05/15/2031
91282C-CS-8	UNITED STATES TREASURY	1.A	99,129	81.3633	81,363	100,000	99,240	0	83	0	0	1.250	1.344	FA	472	1,250	08/25/2021	08/15/2031
91282C-ET-4	UNITED STATES TREASURY	1.A FE	248,799	94.4062	236,016	250,000	248,932	0	133	0	0	2.625	2.728	MN	577	3,281	05/26/2022	05/31/2027
91282C-FZ-9	UNITED STATES TREASURY	1.A FE	249,043	99.6172	249,043	250,000	249,044	0	1	0	0	3.875	3.961	MN	852	0	12/29/2022	11/30/2027
0019999999. Subtotal - Bonds - U.S. Governments - Issuer Obligations						2,587,683	XXX	2,414,263	2,600,000	2,597,236	0	1,483	0	0	XXX	XXX	XXX	12,249	36,969	XXX	XXX
36179V-ZQ-6	G2 MAT051 - RMBS	4	1.A	78,429	84.4884	63,524	75,187	78,509	0	101	0	0	2.000	1.360	MON	125	1,504	12/17/2020	12/20/2050
38382C-CW-9	GNR 2020-013 HB - CMO/RMBS	4	1.A	247,186	94.6988	227,817	240,571	247,071	0	1,781	0	0	3.000	2.323	MON	601	7,217	01/29/2020	12/20/2048
0029999999. Subtotal - Bonds - U.S. Governments - Residential Mortgage-Backed Securities						325,615	XXX	291,341	315,757	325,579	0	1,882	0	0	XXX	XXX	XXX	727	8,721	XXX	XXX
0109999999. Total - U.S. Government Bonds						2,913,298	XXX	2,705,605	2,915,757	2,922,815	0	3,365	0	0	XXX	XXX	XXX	12,975	45,690	XXX	XXX
0309999999. Total - All Other Government Bonds						0	XXX	0	0	0	0	0	0	0	XXX	XXX	XXX	0	0	XXX	XXX
246380-7M-5	DELAWARE ST	1	1.A FE	249,700	98.5550	246,388	250,000	249,912	0	23	0	0	4.100	4.111	JJ	5,125	10,250	10/22/2010	07/01/2026
605581-QB-6	MISSISSIPPI ST	1.C FE	115,000	85.5340	98,364	115,000	115,000	0	0	0	0	1.821	1.821	AO	524	1,699	11/19/2021	10/01/2028
649791-PY-0	NEW YORK ST	1,2	1.B FE	100,054	83.1390	83,139	100,000	100,036	0	(5)	0	0	2.900	2.893	FA	1,096	2,900	10/29/2019	02/15/2033
677522-4J-0	OHIO ST	1	1.B FE	250,000	78.1610	195,403	250,000	250,000	0	0	0	0	1.730	1.730	FA	1,802	4,325	06/18/2020	08/01/2031
76222R-YC-0	RHODE ISLAND ST & PROVIDENCE PLANTATIONS	1	1.C FE	50,885	98.0340	49,017	50,000	50,247	0	(180)	0	0	3.000	2.620	MN	250	1,500	04/17/2019	05/01/2024
76222R-YD-8	RHODE ISLAND ST & PROVIDENCE PLANTATIONS	1	1.C FE	101,930	96.4740	96,474	100,000	100,787	0	(323)	0	0	3.000	2.650	MN	500	3,000	04/17/2019	05/01/2025
97705M-VN-2	WISCONSIN ST	1	1.B FE	200,000	81.4650	162,930	200,000	200,000	0	0	0	0	1.402	1.402	MN	467	3,100	09/02/2021	05/01/2029
0419999999. Subtotal - Bonds - U.S. States, Territories and Possessions - Issuer Obligations						1,067,569	XXX	931,714	1,065,000	1,065,982	0	(485)	0	0	XXX	XXX	XXX	9,764	26,774	XXX	XXX
0509999999. Total - U.S. States, Territories and Possessions Bonds						1,067,569	XXX	931,714	1,065,000	1,065,982	0	(485)	0	0	XXX	XXX	XXX	9,764	26,774	XXX	XXX
137087-PB-2	CANAL WINCHESTER OHIO LOC SCH DIST	1.D FE	100,000	96.8020	96,802	100,000	100,000	0	0	0	0	2.782	2.782	JD	232	2,782	03/02/2016	12/01/2024
212204-MD-0	CONTRA COSTA CALIF CMNTY COLLEGE DIST	1	1.B FE	100,000	97.2500	97,250	100,000	100,000	0	0	0	0	4.215	4.216	FA	995	0	09/16/2022	08/01/2027
446222-JV-1	HUNTINGTON BEACH CALIF UN HIGH SCH DIST	1.D FE	100,000	82.0320	82,032	100,000	100,000	0	0	0	0	1.884	1.884	FA	785	1,884	05/13/2021	08/01/2029
582112-UH-7	METROPOLITAN GOVT NASHVILLE & DAVIDSON C	2	1.C FE	150,000	73.3330	110,000	150,000	150,000	0	0	0	0	1.486	1.486	JJ	1,115	2,229	01/27/2021	07/01/2031
678519-CS-6	OKLAHOMA CITY OKLA	1.A FE	60,000	91.9080	55,145	60,000	60,000	0	0	0	0	3.170	3.170	MS	634	1,902	04/17/2019	03/01/2029
758449-SC-7	REEDY CREEK IMPT DIST FLA	1	1.D FE	100,205	77.4290	77,429	100,000	100,157	0	(17)	0	0	2.297	2.276	JD	191	2,297	02/12/2020	06/01/2031
799017-XZ-6	SAN MATEO CALIF UN HIGH SCH DIST	1.A FE	147,815	80.3130	120,470	150,000	148,142	0	262	0	0	1.451	1.648	MS	726	2,056	09/29/2021	09/01/2029
0619999999. Subtotal - Bonds - U.S. Political Subdivisions - Issuer Obligations						758,020	XXX	639,127	760,000	758,299	0	245	0	0	XXX	XXX	XXX	4,677	13,150	XXX	XXX
0709999999. Total - U.S. Political Subdivisions Bonds						758,020	XXX	639,127	760,000	758,299	0	245	0	0	XXX	XXX	XXX	4,677	13,150	XXX	XXX
010268-CQ-1	ALABAMA FED AID HWY FIN AUTH SPL OBLIG R	1	1.C FE	100,000	84.7630	84,763	100,000	100,000	0	0	0	0	1.727	1.727	MS	576	1,521	10/07/2021	09/01/2028
052414-TE-9	AUSTIN TEX ELEC UTIL SYS REV	1,2	1.D FE	90,000	84.2540	75,829	90,000	90,000	0	0	0	0	2.785	2.785	MN	320	2,507	07/31/2019	11/15/2031
059231-X8-8	BALTIMORE MD REV	1	1.D FE	100,000	78.8450	78,845	100,000	100,000	0	0	0	0	1.775	1.775	JJ	888	1,775	11/19/2020	07/01/2030
091096-NZ-6	BIRMINGHAM ALA WTRWKS BRD WTR REV	1.C FE	152,198	81.7030	122,555	150,000	151,829	0	(290)	0	0	1.613	1.400	JJ	1,210	2,238	09/20/2021	01/01/2029
13077D-QJ-4	CALIFORNIA ST UNIV REV	1	1.D FE	100,353	79.1020	79,102	100,000	100,304	0	(36)	0	0	1.794	1.752	MN	299	1,794	08/25/2021	11/01/2030

ANNUAL STATEMENT FOR THE YEAR 2022 OF THE HANOVER NATIONAL INSURANCE COMPANY

SCHEDULE D - PART 1

Showing All Long-Term BONDS Owned December 31 of Current Year

1	2	Codes			6	7	Fair Value		10	11	Change in Book/Adjusted Carrying Value				Interest					Dates	
		3	4	5			8	9			12	13	14	15	16	17	18	19	20	21	22
CUSIP Identification	Description	C o d e	F o r e i g n	Bond Char	NAIC Designation, NAIC Designation Modifier and SVO Administrative Symbol	Actual Cost	Rate Used to Obtain Fair Value	Fair Value	Par Value	Book/ Adjusted Carrying Value	Unrealized Valuation Increase/ (Decrease)	Current Year's (Amortization) Accretion	Current Year's Other-Than-Temporary Impairment Recognized	Total Foreign Exchange Change in Book/ Adjusted Carrying Value	Rate of	Effective Rate of	When Paid	Admitted Amount Due and Accrued	Amount Received During Year	Acquired	Stated Contractual Maturity Date
20775C-W6-7	CONNECTICUT ST HSG FIN AUTH HSG MTG FIN				1.A FE	110,000	..89.1700	98,087	110,000	110,000	..0	..0	..0	..0	..3.600	..3.600	MN	506	3,960	04/24/2019	11/15/2030
31346X-AB-0	FEDERAL HOME LOAN MORTGAGE CORP		2		1.A FE	250,000	..78.5382	196,345	250,000	250,000	..0	..0	..0	..0	..1.500	..1.500	FA	1,375	3,750	10/29/2020	02/19/2032
451174-AD-8	IDAHO ENERGY RES AUTH TRANSMISSION FACS		1		1.C FE	50,000	..91.2740	45,637	50,000	50,000	..0	..0	..0	..0	..2.952	..2.952	MS	492	1,476	09/12/2017	09/01/2028
47770V-AY-6	JOBSCOHO BEVERAGE SYS OHIO STATEWIDE LIQ		1		1.D FE	52,774	..96.9600	48,475	50,000	51,814	..0	(269)	..0	..0	..3.985	..3.313	JJ	996	1,993	04/03/2019	01/01/2029
546475-TT-1	LOUISIANA ST GAS & FUELS TAX REV		1		1.D FE	100,000	..80.6430	80,643	100,000	100,000	..0	..0	..0	..0	..1.748	..1.748	MN	291	1,748	08/21/2020	05/01/2030
584698-TB-8	MICHIGAN ST STRATEGIC FD LTD OBLIG REV		1		1.C FE	150,000	..84.2710	126,407	150,000	150,000	..0	..0	..0	..0	..2.770	..2.770	AO	877	2,424	03/03/2022	05/15/2029
61212L-SZ-3	MONTANA ST BRD REGENTS HIGHER ED REV		1		1.D FE	130,000	..85.5490	111,214	130,000	130,000	..0	..0	..0	..0	..1.371	..1.371	MN	228	1,911	09/22/2021	11/15/2027
64990F-S9-6	NEW YORK STATE DORMITORY AUTHORITY				1.B FE	113,405	..88.5260	106,231	120,000	114,042	..0	637	..0	..0	..2.657	..3.731	FA	1,205	1,594	05/19/2022	02/15/2028
709235-S9-7	PENNSYLVANIA ST UNIV		1		1.C FE	200,000	..82.7150	165,430	200,000	200,000	..0	..0	..0	..0	..2.245	..2.245	MS	1,497	4,490	05/06/2020	09/01/2030
759136-VG-6	REGIONAL TRANSN DIST COLO SALES TAX REV		1,2		1.C FE	97,989	..77.6250	77,625	100,000	98,273	..0	177	..0	..0	..1.837	..2.052	MN	306	1,837	05/21/2021	11/01/2031
759136-VH-4	REGIONAL TRANSN DIST COLO SALES TAX REV		1,2		1.C FE	196,408	..76.3570	152,714	200,000	196,912	..0	279	..0	..0	..1.967	..2.142	MN	656	3,934	03/09/2021	11/01/2032
79771F-BV-8	SAN FRANCISCO CALIF CITY & CNTY PUB UTIL	..SD..	1,2		1.D FE	150,000	..79.3730	119,060	150,000	150,000	..0	..0	..0	..0	..1.988	..1.988	MN	497	2,386	10/08/2020	11/01/2031
79771F-BV-8	SAN FRANCISCO CALIF CITY & CNTY PUB UTIL		1,2		1.D FE	100,000	..79.3730	79,373	100,000	100,000	..0	..0	..0	..0	..1.988	..1.988	MN	331	2,584	10/08/2020	11/01/2031
88213A-HM-0	BOARD OF REGENTS TEXAS A & M UNIVERSITY		1		1.A FE	101,748	..96.3590	96,359	100,000	100,719	..0	(290)	..0	..0	..3.031	..2.716	MN	387	3,031	04/18/2019	05/15/2025
91412G-XB-6	UNIVERSITY CALIF REVS		1		1.C FE	100,000	..96.6420	96,642	100,000	100,000	..0	..0	..0	..0	..3.159	..3.158	MN	404	3,159	08/14/2014	12/01/2043
914437-VC-9	UNIVERSITY MASS BLDG AUTH REV		1		1.C FE	99,364	..79.1910	79,191	100,000	99,464	..0	63	..0	..0	..1.878	..1.952	MN	313	1,878	05/21/2021	11/01/2030
914639-KS-7	UNIVERSITY NEB FACS CORP REV		2		1.C FE	300,000	..84.7160	254,148	300,000	300,000	..0	..0	..0	..0	..2.465	..2.465	AO	1,849	7,395	10/11/2019	10/01/2030
0819999999 Subtotal - Bonds - U.S. Special Revenues - Issuer Obligations						2,844,238	XXX	2,374,673	2,850,000	2,843,358	0	271	0	0	XXX	XXX	XXX	15,502	59,384	XXX	XXX
3132WM-NJ-9	FH 047592 - RMBS			4	1.A	39,607	..92.9739	35,920	38,635	40,467	..0	813	..0	..0	..3.500	..2.854	MON	113	1,352	04/10/2017	04/01/2047
31335B-M6-0	FH G61281 - RMBS		4		1.A	48,920	..92.9009	45,590	49,074	48,865	..0	(45)	..0	..0	..3.500	..3.567	MON	143	1,718	02/27/2018	01/01/2048
3138WA-RA-7	FN AS1380 - RMBS		4		1.A	11,394	..98.3376	10,374	10,550	12,676	..0	824	..0	..0	..4.500	..1.634	MON	40	475	08/14/2014	12/01/2043
31418D-Z8-8	FN MA4366 - RMBS		4		1.A	173,250	..87.8429	146,444	166,711	173,054	..0	343	..0	..0	..2.500	..1.877	MON	347	4,168	05/20/2021	06/01/2041
0829999999 Subtotal - Bonds - U.S. Special Revenues - Residential Mortgage-Backed Securities						273,170	XXX	238,328	264,969	275,062	0	1,935	0	0	XXX	XXX	XXX	643	7,712	XXX	XXX
0909999999 Total - U.S. Special Revenues Bonds						3,117,408	XXX	2,613,002	3,114,969	3,118,419	0	2,206	0	0	XXX	XXX	XXX	16,144	67,096	XXX	XXX
00185A-AF-1	AON PLC	C	1,2		2.A FE	99,239	..97.6369	97,637	100,000	99,872	..0	85	..0	..0	..3.500	..3.592	JD	165	3,500	08/12/2014	06/14/2024
00287Y-AY-5	ABBVIE INC		1,2		2.A FE	99,618	..94.4956	94,496	100,000	99,859	..0	39	..0	..0	..3.200	..3.245	MN	418	3,200	05/09/2016	05/14/2026
025816-CP-2	AMERICAN EXPRESS CO		2		1.F FE	50,463	..93.7294	46,865	50,000	50,224	..0	(47)	..0	..0	..3.300	..3.187	MN	266	1,650	07/18/2017	05/03/2027
02665W-CJ-8	AMERICAN HONDA FINANCE CORP		1		1.G FE	49,914	..99.2420	49,621	50,000	49,990	..0	18	..0	..0	..3.450	..3.488	JJ	800	1,725	07/11/2018	07/14/2023
037735-CU-9	APPALACHIAN POWER CO		1,2		1.G FE	49,823	..96.4357	48,218	50,000	49,952	..0	19	..0	..0	..3.400	..3.441	JD	142	1,700	05/11/2015	06/01/2025
053611-AJ-8	AVERY DENNISON CORP		1,2		2.B FE	49,750	..97.5344	48,767	50,000	49,838	..0	23	..0	..0	..4.875	..4.939	JD	169	2,438	11/29/2018	12/06/2028
05531F-BB-8	TRUIST FINANCIAL CORP		2		1.G FE	49,959	..96.4683	48,234	50,000	49,989	..0	6	..0	..0	..2.850	..2.862	AO	257	1,425	10/23/2017	10/26/2024
06406H-CS-6	BANK OF NEW YORK MELLON CORP		0,35		1.F FE	99,635	..98.4540	98,454	100,000	99,953	..0	41	..0	..0	..3.650	..3.694	FA	1,490	3,650	01/28/2014	02/04/2024
072863-AB-9	BAYLOR SCOTT & WHITE HOLDINGS		1,2		1.D FE	50,000	..94.5551	47,278	50,000	50,000	..0	..0	..0	..0	..3.095	..3.094	MN	198	1,548	04/16/2015	11/15/2025
126408-HB-2	CSX CORP		1,2		2.A FE	99,915	..97.6466	97,647	100,000	99,985	..0	9	..0	..0	..3.400	..3.410	FA	1,417	3,400	07/16/2014	08/01/2024
14913Q-2S-7	CATERPILLAR FINANCIAL SERVICES CORP		1		1.F FE	49,975	..98.8920	49,446	50,000	49,995	..0	5	..0	..0	..3.650	..3.660	JD	122	1,825	12/03/2018	12/07/2023
224044-CH-8	COX COMMUNICATIONS INC		1,2		2.B FE	99,862	..96.2782	96,278	100,000	99,966	..0	20	..0	..0	..3.150	..3.171	FA	1,190	3,150	07/24/2017	08/15/2024
24703T-AA-4	DELL INTERNATIONAL LLC		1,2		2.B FE	28,431	..100.0624	28,017	28,000	28,023	..0	(78)	..0	..0	..5.450	..5.180	JD	68	1,526	05/18/2016	06/15/2023
26443C-AJ-2	DUKE UNIVERSITY HEALTH SYSTEM INC		1		1.D FE	100,000	..83.1405	83,141	100,000	100,000	..0	..0	..0	..0	..2.602	..2.602	JD	217	2,602	01/08/2020	06/01/2030
278265-AE-3	MORGAN STANLEY		1,2		1.G FE	49,816	..93.2898	46,645	50,000	49,915	..0	18	..0	..0	..3.500	..3.543	AO	413	1,750	04/03/2017	04/06/2027
28364G-AJ-2	ENTERGY CORP		1,2		2.B FE	95,448	..92.9498	92,950	100,000	98,066	..0	487	..0	..0	..2.950	..3.517	MS	983	2,950	02/28/2017	09/01/2026
29364W-BH-0	ENTERGY LOUISIANA LLC		1,2		1.F FE	149,226	..79.7375	119,606	150,000	149,344	..0	61	..0	..0	..2.350	..2.402	JD	157	3,525	03/04/2021	06/15/2032
30040W-AB-4	EVERSOURCE ENERGY		1,2		2.A FE	99,696	..93.6672	93,667	100,000	99,894	..0	31	..0	..0	..3.350	..3.385	MS	986	3,350	03/07/2016	03/15/2026
31428X-BF-2	FEDEX CORP		1,2		2.B FE	99,796	..95.2527	95,253	100,000	99,928	..0	21	..0	..0	..3.250	..3.273	AO	813	3,250	03/21/2016	04/01/2026
349553-AM-9	FORTIS INC	C	1,2		2.C FE	98,611	..92.8742	92,874	100,000	99,389	..0	151	..0	..0	..3.055	..3.229	AO	738	3,055	07/07/2017	10/04/2026

ANNUAL STATEMENT FOR THE YEAR 2022 OF THE HANOVER NATIONAL INSURANCE COMPANY

SCHEDULE D - PART 1

Showing All Long-Term BONDS Owned December 31 of Current Year

1	2	Codes			6	7	Fair Value		10	11	Change in Book/Adjusted Carrying Value				Interest					Dates	
		3	4	5			8	9			12	13	14	15	16	17	18	19	20	21	22
CUSIP Identification	Description	C o d e	F o r e i g n	Bond Char	NAIC Designation, NAIC Designation Modifier and SVO Administrative Symbol	Actual Cost	Rate Used to Obtain Fair Value	Fair Value	Par Value	Book/ Adjusted Carrying Value	Unrealized Valuation Increase/ (Decrease)	Current Year's (Amortization) Accretion	Current Year's Other-Than-Temporary Impairment Recognized	Total Foreign Exchange Change in Book/ Adjusted Carrying Value	Rate of	Effective Rate of	When Paid	Admitted Amount Due and Accrued	Amount Received During Year	Acquired	Stated Contractual Maturity Date
39138Q-AA-3	GREAT-WEST LIFE CO FINANCE 2018 LP	1	2	1	1 F FE	49,837	..93.8869	46,943	50,000	49,9060	1500	4.047	4.086	MN	247	2,024	05/15/2018	05/17/2028
446150-AM-6	HUNTINGTON BANCSHARES INC	2			2 A FE	49,982	..97.4886	48,744	50,000	49,9940	200	4.000	4.005	MN	256	2,000	12/20/2018	05/15/2025
459200-JG-7	INTERNATIONAL BUSINESS MACHINES CORP	1			1 G FE	99,665	..96.1328	96,133	100,000	99,8840	3400	3.450	3.489	FA	1,265	3,450	02/16/2016	02/19/2026
46625H-QI-3	JPMORGAN CHASE & CO	2			1 F FE	99,881	..94.8917	94,892	100,000	99,9590	1200	3.300	3.313	AO	825	3,300	03/18/2016	04/01/2026
501044-CS-8	KROGER CO	1	2	1	2 A FE	52,449	..99.1531	49,577	50,000	50,1560	(459)00	3.850	2.905	FA	802	1,925	08/30/2017	08/01/2023
524901-AT-2	LEGG MASON INC	1			1 F FE	101,552	..97.9564	97,956	100,000	100,3680	(228)00	3.950	3.702	JJ	1,821	3,950	04/26/2017	07/15/2024
539830-BH-1	LOCKHEED MARTIN CORP	1	2	1	1 G FE	25,450	..97.2355	25,281	26,000	25,7630	7200	3.550	3.871	JJ	426	1,195	05/15/2018	01/15/2026
57636Q-AJ-3	MASTERCARD INC	1	2	1	1 D FE	49,883	..95.0959	47,548	50,000	49,9350	1100	3.500	3.528	FA	608	1,750	02/21/2018	02/26/2028
57636Q-AS-3	MASTERCARD INC	1	2	1	1 E FE	199,744	..81.5356	163,071	200,000	199,7880	2400	1.900	1.914	MS	1,119	3,800	03/02/2021	03/15/2031
579780-AK-3	MCCORMICK & COMPANY INC	1	2	1	2 B FE	99,263	..94.9864	94,986	100,000	99,7650	7700	3.250	3.336	MN	415	3,250	11/03/2015	11/15/2025
58013M-FE-9	MCDONALD'S CORP	1	2	1	2 A FE	49,981	..99.6225	49,811	50,000	49,9990	300	3.350	3.357	AO	419	1,675	03/14/2018	04/01/2023
59156R-BH-0	METLIFE INC	1			1 G FE	99,992	..98.2238	98,224	100,000	100,0000	000	3.600	3.600	AO	810	3,600	04/07/2014	04/10/2024
606822-BD-5	MITSUBISHI UFJ FINANCIAL GROUP INC	C			1 G FE	50,000	..97.9371	48,969	50,000	50,0000	000	3.407	3.406	MS	539	1,704	02/26/2019	03/07/2024
67103H-AF-4	O'REILLY AUTOMOTIVE INC	1	2	1	2 A FE	48,926	..94.2171	47,109	50,000	49,4280	11000	3.600	3.871	MS	600	1,800	02/13/2018	09/01/2027
74460D-AD-1	PUBLIC STORAGE	1	2	1	1 F FE	49,999	..91.0025	45,501	50,000	50,0010	000	3.385	3.385	MN	282	1,693	04/10/2019	05/01/2029
776743-AD-8	ROPER TECHNOLOGIES INC	1	2	1	2 A FE	49,992	..95.9138	47,957	50,000	49,9970	100	3.800	3.802	JD	84	1,900	12/08/2016	12/15/2026
824348-BF-2	SHERWIN-WILLIAMS CO	1	2	1	2 B FE	99,634	..97.2530	97,253	100,000	99,8560	4400	3.950	4.001	JJ	1,821	3,950	08/09/2017	01/15/2026
85440K-AB-0	LELAND STANFORD JUNIOR UNIVERSITY	1	2	1	1 A FE	50,287	..90.9360	45,468	50,000	50,1890	(28)00	3.089	3.021	MN	257	1,545	03/22/2019	05/01/2029
855244-AQ-2	STARBUCKS CORP	1	2	1	2 A FE	49,954	..97.8478	48,924	50,000	49,9820	600	3.800	3.814	FA	718	1,900	08/08/2018	08/15/2025
89566E-AG-3	TRI-STATE GENERATION AND TRANSMISSION AS	1	2	1	1 G FE	59,548	..96.5692	57,942	60,000	59,8620	7100	3.700	3.831	MN	370	2,220	04/30/2018	11/01/2024
904764-BB-2	UNILEVER CAPITAL CORP	1	2	1	1 E FE	98,308	..97.2397	97,240	100,000	99,4110	25000	3.375	3.653	MS	928	3,375	04/25/2018	03/22/2025
91324P-CC-4	UNITEDHEALTH GROUP INC	1			1 F FE	49,246	..99.6600	49,830	50,000	49,9680	15800	2.875	3.202	MS	423	1,438	03/01/2018	03/15/2023
91324P-DX-7	UNITEDHEALTH GROUP INC	1			1 F FE	95,963	..82.6686	82,669	100,000	96,3720	40900	2.000	2.543	MN	256	2,000	01/27/2022	05/15/2030
931427-AQ-1	WALGREENS BOOTS ALLIANCE INC	1	2	1	2 B FE	99,748	..95.1756	95,176	100,000	99,9050	2600	3.450	3.480	JD	288	3,450	05/26/2016	06/01/2026
94106L-AZ-2	WASTE MANAGEMENT INC	1	2	1	2 A FE	49,357	..97.5831	48,792	50,000	49,8410	11100	3.500	3.741	MN	224	1,750	05/17/2018	05/15/2024
961214-CX-9	WESTPAC BANKING CORP	C			1 D FE	99,612	..93.9198	93,920	100,000	99,8580	4000	2.850	2.895	MN	380	2,850	05/10/2016	05/13/2026
96145D-AD-7	WRKCO INC	1	2	1	2 B FE	102,741	..91.6875	91,688	100,000	101,7010	(352)00	3.375	2.965	MS	994	3,375	12/10/2019	09/15/2027
98389B-AR-1	XCEL ENERGY INC	1	2	1	2 A FE	99,587	..96.0715	96,071	100,000	99,8880	4400	3.300	3.349	JD	275	3,300	05/27/2015	06/01/2025
984851-AD-7	YARA INTERNATIONAL ASA	C	1	2	2 B FE	99,596	..92.2816	92,282	100,000	99,8460	4100	3.800	3.848	JD	264	3,800	06/01/2016	06/06/2026
1019999999	Subtotal - Bonds - Industrial and Miscellaneous (Unaffiliated) - Issuer Obligations					3,799,353	XXX	3,575,047	3,814,000	3,805,804	0	1,402	0	0	XXX	XXX	XXX	28,725	125,184	XXX	XXX
1109999999	Total - Industrial and Miscellaneous (Unaffiliated) Bonds					3,799,353	XXX	3,575,047	3,814,000	3,805,804	0	1,402	0	0	XXX	XXX	XXX	28,725	125,184	XXX	XXX
1309999999	Total - Hybrid Securities	0	0	0	0	0	XXX	0	0	0	0	0	0	0	XXX	XXX	XXX	0	0	XXX	XXX
1509999999	Total - Parent, Subsidiaries and Affiliates Bonds	0	0	0	0	0	XXX	0	0	0	0	0	0	0	XXX	XXX	XXX	0	0	XXX	XXX
1909999999	Subtotal - Bonds - Unaffiliated Bank Loans	0	0	0	0	0	XXX	0	0	0	0	0	0	0	XXX	XXX	XXX	0	0	XXX	XXX
2419999999	Total - Issuer Obligations					11,056,862	XXX	9,934,825	11,089,000	11,070,677	0	2,915	0	0	XXX	XXX	XXX	70,916	261,460	XXX	XXX
2429999999	Total - Residential Mortgage-Backed Securities					598,786	XXX	529,670	580,727	600,641	0	3,818	0	0	XXX	XXX	XXX	1,369	16,433	XXX	XXX
2439999999	Total - Commercial Mortgage-Backed Securities	0	0	0	0	0	XXX	0	0	0	0	0	0	0	XXX	XXX	XXX	0	0	XXX	XXX
2449999999	Total - Other Loan-Backed and Structured Securities	0	0	0	0	0	XXX	0	0	0	0	0	0	0	XXX	XXX	XXX	0	0	XXX	XXX
2459999999	Total - SVO Identified Funds	0	0	0	0	0	XXX	0	0	0	0	0	0	0	XXX	XXX	XXX	0	0	XXX	XXX
2469999999	Total - Affiliated Bank Loans	0	0	0	0	0	XXX	0	0	0	0	0	0	0	XXX	XXX	XXX	0	0	XXX	XXX
2479999999	Total - Unaffiliated Bank Loans	0	0	0	0	0	XXX	0	0	0	0	0	0	0	XXX	XXX	XXX	0	0	XXX	XXX
2489999999	Total - Unaffiliated Certificates of Deposit	0	0	0	0	0	XXX	0	0	0	0	0	0	0	XXX	XXX	XXX	0	0	XXX	XXX
2509999999	Total Bonds					11,655,648	XXX	10,464,495	11,669,727	11,671,319	0	6,733	0	0	XXX	XXX	XXX	72,285	277,893	XXX	XXX

ANNUAL STATEMENT FOR THE YEAR 2022 OF THE HANOVER NATIONAL INSURANCE COMPANY

1.

Line Number	Book/Adjusted Carrying Value by NAIC Designation Category Footnote:													
1A	1A ...\$	4,166,838	1B ..\$	764,078	1C ..\$	1,862,512	1D ..\$	1,422,068	1E ..\$	299,199	1F ..\$	796,090	1G ..\$	535,356
1B	2A ...\$	848,894	2B ..\$	876,895	2C ..\$	99,389								
1C	3A ...\$	0	3B ..\$	0	3C ..\$	0								
1D	4A ...\$	0	4B ..\$	0	4C ..\$	0								
1E	5A ...\$	0	5B ..\$	0	5C ..\$	0								
1F	6\$	0												

Schedule D - Part 2 - Section 1 - Preferred Stocks Owned

N O N E

Schedule D - Part 2 - Section 2 - Common Stocks Owned

N O N E

ANNUAL STATEMENT FOR THE YEAR 2022 OF THE HANOVER NATIONAL INSURANCE COMPANY

SCHEDULE D - PART 3

Showing All Long-Term Bonds and Stocks ACQUIRED During Current Year

1	2	3	4	5	6	7	8	9
CUSIP Identification	Description	Foreign	Date Acquired	Name of Vendor	Number of Shares of Stock	Actual Cost	Par Value	Paid for Accrued Interest and Dividends
912828-6X-3	UNITED STATES TREASURY08/31/2022 ...	BARCLAYS CAPITAL INC		95,465	100,000	546
912828-V9-8	UNITED STATES TREASURY06/08/2022 ...	MORGAN STANLEY CO		144,662	150,000	1,072
91282C-ET-4	UNITED STATES TREASURY05/26/2022 ...	JP Morgan Securities LLC		248,799	250,000	0
91282C-FZ-9	UNITED STATES TREASURY12/29/2022 ...	JP Morgan Securities LLC		249,043	250,000	798
0109999999. Subtotal - Bonds - U.S. Governments						737,969	750,000	2,416
212204-MD-0	CONTRA COSTA CALIF CNTY COLLEGE DIST09/16/2022 ...	MORGAN STANLEY CO		100,000	100,000	0
0709999999. Subtotal - Bonds - U.S. Political Subdivisions of States, Territories and Possessions						100,000	100,000	0
594698-TB-8	MICHIGAN ST STRATEGIC FD LTD OBLIG REV03/03/2022 ...	SIEBERT BRANDFORD SHANK		150,000	150,000	0
64990F-S9-6	NEW YORK STATE DORMITORY AUTHORITY05/19/2022 ...	PIPER JAFFRAY		113,405	120,000	868
0909999999. Subtotal - Bonds - U.S. Special Revenues						263,405	270,000	868
91324P-DX-7	UNITEDHEALTH GROUP INC01/27/2022 ...	JP Morgan Securities LLC		95,963	100,000	422
1109999999. Subtotal - Bonds - Industrial and Miscellaneous (Unaffiliated)						95,963	100,000	422
2509999997. Total - Bonds - Part 3						1,197,337	1,220,000	3,707
2509999998. Total - Bonds - Part 5						0	0	0
2509999999. Total - Bonds						1,197,337	1,220,000	3,707
4509999997. Total - Preferred Stocks - Part 3						0	XXX	0
4509999998. Total - Preferred Stocks - Part 5						0	XXX	0
4509999999. Total - Preferred Stocks						0	XXX	0
5989999997. Total - Common Stocks - Part 3						0	XXX	0
5989999998. Total - Common Stocks - Part 5						0	XXX	0
5989999999. Total - Common Stocks						0	XXX	0
5999999999. Total - Preferred and Common Stocks						0	XXX	0
6009999999 - Totals						1,197,337	XXX	3,707

ANNUAL STATEMENT FOR THE YEAR 2022 OF THE HANOVER NATIONAL INSURANCE COMPANY

SCHEDULE D - PART 4

Showing All Long-Term Bonds and Stocks SOLD, REDEEMED or Otherwise DISPOSED OF During Current Year

1	2	3	4	5	6	7	8	9	10	Change In Book/Adjusted Carrying Value					16	17	18	19	20	21	
										11	12	13	14	15							
CUSIP Identi- fication	Description	For- eign	Disposal Date	Name of Purchaser	Number of Shares of Stock	Con- sideration	Par Value	Actual Cost	Prior Year Book/ Adjusted Carrying Value	Unrealized Valuation Increase/ Decrease	Current Year's (Amor- tization)/ Accretion	Current Year's Other- Than- Temporary Impairment Recognized	Total Change in Book/ Adjusted Carrying Value (11+12-13)	Total Foreign Exchange Change in Book/ Adjusted Carrying Value	Book/ Adjusted Carrying Value at Disposal Date	Foreign Exchange Gain (Loss) on Disposal	Realized Gain (Loss) on Disposal	Total Gain (Loss) on Disposal	Bond Interest/ Stock Dividends Received During Year	Stated Con- tractual Maturity Date	
36179V-Z0-6 ..	G2 MA7051 - RMBS		12/01/2022 ..	Paydown		12,924	12,924	13,482	13,478	0	(554)	0	(554)	0	12,924	0	0	0	116	12/20/2050 ..	
38382C-CW-9 ..	GNR 2020-013 HB - CMO/RMBS		12/01/2022 ..	Paydown		160,416	160,416	164,828	163,563	0	(3,146)	0	(3,146)	0	160,416	0	0	0	1,619	12/20/2048 ..	
0109999999. Subtotal - Bonds - U.S. Governments						173,341	173,341	178,310	177,041	0	(3,700)	0	(3,700)	0	173,341	0	0	0	1,735	XXX	
610767-QH-1 ..	MONROE CNTY PA		12/15/2022 ..	Maturity @ 100.00		90,000	90,000	91,209	90,119	0	(119)	0	(119)	0	90,000	0	0	0	5,220	12/15/2022 ..	
0709999999. Subtotal - Bonds - U.S. Political Subdivisions of States, Territories and Possessions						90,000	90,000	91,209	90,119	0	(119)	0	(119)	0	90,000	0	0	0	5,220	XXX	
13034P-ZN-0 ..	CALIFORNIA HSG FIN AGY REV		08/01/2022 ..	Call @ 100.00		100,000	100,000	99,892	99,965	0	10	0	10	0	99,975	0	25	25	3,028	02/01/2024 ..	
3132WM-NJ-9 ..	FH 047592 - RMBS		12/01/2022 ..	Paydown		12,526	12,526	12,841	12,857	0	(331)	0	(331)	0	12,526	0	0	0	193	04/01/2047 ..	
31331V-JU-1 ..	FEDERAL FARM CREDIT BANKS FUNDING CORP		04/06/2022 ..	Maturity @ 100.00		100,000	100,000	107,090	100,192	0	(192)	0	(192)	0	100,000	0	0	0	2,625	04/06/2022 ..	
31335B-M6-0 ..	FH 661281 - RMBS		12/01/2022 ..	Paydown		11,590	11,590	11,554	11,551	0	39	0	39	0	11,590	0	0	0	162	01/01/2048 ..	
3138WA-RA-7 ..	FN AS1380 - RMBS		12/01/2022 ..	Paydown		3,880	3,880	4,191	4,359	0	(479)	0	(479)	0	3,880	0	0	0	98	12/01/2043 ..	
31418D-Z8-8 ..	FN MA4366 - RMBS		12/01/2022 ..	Paydown		20,515	20,515	21,320	21,254	0	(738)	0	(738)	0	20,515	0	0	0	246	06/01/2041 ..	
49130T-SK-3 ..	KENTUCKY HSG CORP HSG REV		06/06/2022 ..	Call @ 100.00		50,000	50,000	50,000	50,000	0	0	0	0	0	50,000	0	0	0	1,404	07/01/2022 ..	
63968A-L8-6 ..	NEBRASKA PUB PWIR DIST REV		06/09/2022 ..	PIPER JAFFRAY		96,568	100,000	100,000	100,000	0	0	0	0	0	100,000	0	(3,432)	(3,432)	2,614	01/01/2026 ..	
64469N-AD-1 ..	NEW HAMPSHIRE ST FED HWY		09/01/2022 ..	Maturity @ 100.00		200,000	200,000	200,000	200,000	0	0	0	0	0	200,000	0	0	0	8,668	09/01/2022 ..	
80168F-MB-9 ..	SANTA CLARA VY CALIF WTR DIST CTFS PARTN		06/01/2022 ..	Maturity @ 100.00		100,000	100,000	100,000	100,000	0	0	0	0	0	100,000	0	0	0	1,302	06/01/2022 ..	
0909999999. Subtotal - Bonds - U.S. Special Revenues						695,080	698,512	706,887	700,178	0	(1,692)	0	(1,692)	0	698,486	0	(3,407)	(3,407)	20,341	XXX	
25245B-AB-3 ..	DIAGEO INVESTMENT CORP		05/11/2022 ..	Maturity @ 100.00		50,000	50,000	50,665	50,030	0	(30)	0	(30)	0	50,000	0	0	0	719	05/11/2022 ..	
437076-BG-6 ..	HOME DEPOT INC		05/02/2022 ..	Call @ 100.00		100,000	100,000	98,506	99,900	0	80	0	80	0	99,980	0	20	20	1,094	06/01/2022 ..	
539830-BH-1 ..	LOCKHEED MARTIN CORP		05/11/2022 ..	Call @ 100.00		24,248	24,000	23,493	23,715	0	24	0	24	0	23,738	0	262	262	677	01/15/2026 ..	
650119-AJ-9 ..	NEW YORK UNIVERSITY		07/01/2022 ..	Maturity @ 100.00		50,000	50,000	50,000	50,000	0	0	0	0	0	50,000	0	0	0	1,273	07/01/2022 ..	
91159H-HC-7 ..	US BANCORP		02/15/2022 ..	Call @ 100.00		100,000	100,000	99,930	99,999	0	1	0	1	0	99,999	0	1	1	1,250	03/15/2022 ..	
1109999999. Subtotal - Bonds - Industrial and Miscellaneous (Unaffiliated)						324,248	324,000	322,593	323,643	0	75	0	75	0	323,718	0	282	282	5,012	XXX	
2509999997. Total - Bonds - Part 4						1,282,668	1,285,852	1,298,999	1,290,981	0	(5,436)	0	(5,436)	0	1,285,545	0	(3,125)	(3,125)	32,308	XXX	
2509999998. Total - Bonds - Part 5						0	0	0	0	0	0	0	0	0	0	0	0	0	0	0	XXX
2509999999. Total - Bonds						1,282,668	1,285,852	1,298,999	1,290,981	0	(5,436)	0	(5,436)	0	1,285,545	0	(3,125)	(3,125)	32,308	XXX	
4509999997. Total - Preferred Stocks - Part 4						0	XXX	0	0	0	0	0	0	0	0	0	0	0	0	0	XXX
4509999998. Total - Preferred Stocks - Part 5						0	XXX	0	0	0	0	0	0	0	0	0	0	0	0	0	XXX
4509999999. Total - Preferred Stocks						0	XXX	0	0	0	0	0	0	0	0	0	0	0	0	0	XXX
5989999997. Total - Common Stocks - Part 4						0	XXX	0	0	0	0	0	0	0	0	0	0	0	0	0	XXX
5989999998. Total - Common Stocks - Part 5						0	XXX	0	0	0	0	0	0	0	0	0	0	0	0	0	XXX
5989999999. Total - Common Stocks						0	XXX	0	0	0	0	0	0	0	0	0	0	0	0	0	XXX
5999999999. Total - Preferred and Common Stocks						0	XXX	0	0	0	0	0	0	0	0	0	0	0	0	0	XXX
6009999999 - Totals						1,282,668	XXX	1,298,999	1,290,981	0	(5,436)	0	(5,436)	0	1,285,545	0	(3,125)	(3,125)	32,308	XXX	

Schedule D - Part 5 - Long Term Bonds and Stocks Acquired and Fully Disposed Of

N O N E

Schedule D-Part 6-Section 1-Valuation of Shares of Subsidiary, Controlled or Affiliated Companies

N O N E

Schedule D - Part 6 - Section 2

N O N E

Schedule DA - Part 1 - Short-Term Investments Owned

N O N E

Schedule DB - Part A - Section 1 - Options, Caps, Floors, Collars, Swaps and Forwards Open

N O N E

Schedule DB - Part A - Section 2 - Options, Caps, Floors, Collars, Swaps and Forwards Terminated

N O N E

Schedule DB - Part B - Section 1 - Futures Contracts Open

N O N E

Schedule DB - Part B - Section 1B - Brokers with whom cash deposits have been made

N O N E

Schedule DB - Part B - Section 2 - Futures Contracts Terminated

N O N E

Schedule DB - Part D - Section 1 - Counterparty Exposure for Derivative Instruments Open

N O N E

Schedule DB - Part D - Section 2 - Collateral for Derivative Instruments Open - Pledged By

N O N E

Schedule DB - Part D - Section 2 - Collateral for Derivative Instruments Open - Pledged To

N O N E

Schedule DB - Part E - Derivatives Hedging Variable Annuity Guarantees as of December 31 of
Current Year

N O N E

Schedule DL - Part 1 - Reinvested Collateral Assets Owned

N O N E

Schedule DL - Part 2 - Reinvested Collateral Assets Owned

N O N E

SCHEDULE E - PART 1 - CASH

TOTALS OF DEPOSITORY BALANCES ON THE LAST DAY OF EACH MONTH DURING THE CURRENT YEAR											
1.	January.....	368,580	4.	April.....	565,425	7.	July.....	643,069	10.	October.....	827,324
2.	February.....	528,846	5.	May.....	438,989	8.	August.....	778,930	11.	November.....	581,676
3.	March.....	435,824	6.	June.....	567,398	9.	September.....	904,843	12.	December.....	432,294

SCHEDULE E - PART 2 - CASH EQUIVALENTS

Show Investments Owned December 31 of Current Year

NONE

Line Number	Book/Adjusted Carrying Value by NAIC Designation Category Footnote:						
1A	1A ..\$	1B ..\$	1C ..\$	1D ..\$	1E ..\$	1F ..\$	1G ..\$
1B	2A ..\$	2B ..\$	2C ..\$				
1C	3A ..\$	3B ..\$	3C ..\$				
1D	4A ..\$	4B ..\$	4C ..\$				
1E	5A ..\$	5B ..\$	5C ..\$				
1F	6 ..\$						

SCHEDULE E - PART 3 - SPECIAL DEPOSITS

	1	2	Deposits For the Benefit of All Policyholders		All Other Special Deposits	
			3	4	5	6
States, Etc.	Type of Deposit	Purpose of Deposit	Book/Adjusted Carrying Value	Fair Value	Book/Adjusted Carrying Value	Fair Value
1. Alabama	AL		0	0	0	0
2. Alaska	AK		0	0	0	0
3. Arizona	AZ		0	0	0	0
4. Arkansas	AR		0	0	0	0
5. California	CA		0	0	0	0
6. Colorado	CO		0	0	0	0
7. Connecticut	CT		0	0	0	0
8. Delaware	DE		0	0	0	0
9. District of Columbia	DC		0	0	0	0
10. Florida	FL		0	0	0	0
11. Georgia	GA		0	0	0	0
12. Hawaii	HI		0	0	0	0
13. Idaho	ID		0	0	0	0
14. Illinois	IL		0	0	0	0
15. Indiana	IN		0	0	0	0
16. Iowa	IA		0	0	0	0
17. Kansas	KS		0	0	0	0
18. Kentucky	KY		0	0	0	0
19. Louisiana	LA		0	0	0	0
20. Maine	ME		0	0	0	0
21. Maryland	MD		0	0	0	0
22. Massachusetts	MA		0	0	0	0
23. Michigan	MI		0	0	0	0
24. Minnesota	MN		0	0	0	0
25. Mississippi	MS		0	0	0	0
26. Missouri	MO		0	0	0	0
27. Montana	MT		0	0	0	0
28. Nebraska	NE		0	0	0	0
29. Nevada	NV		0	0	0	0
30. New Hampshire	NH	B. FOR BENEFIT OF ALL POLICYHOLDERS	150,000	119,060	0	0
31. New Jersey	NJ		0	0	0	0
32. New Mexico	NM		0	0	0	0
33. New York	NY		0	0	0	0
34. North Carolina	NC		0	0	0	0
35. North Dakota	ND		0	0	0	0
36. Ohio	OH		0	0	0	0
37. Oklahoma	OK		0	0	0	0
38. Oregon	OR		0	0	0	0
39. Pennsylvania	PA		0	0	0	0
40. Rhode Island	RI		0	0	0	0
41. South Carolina	SC		0	0	0	0
42. South Dakota	SD		0	0	0	0
43. Tennessee	TN		0	0	0	0
44. Texas	TX		0	0	0	0
45. Utah	UT		0	0	0	0
46. Vermont	VT		0	0	0	0
47. Virginia	VA		0	0	0	0
48. Washington	WA		0	0	0	0
49. West Virginia	WV		0	0	0	0
50. Wisconsin	WI		0	0	0	0
51. Wyoming	WY		0	0	0	0
52. American Samoa	AS		0	0	0	0
53. Guam	GU		0	0	0	0
54. Puerto Rico	PR		0	0	0	0
55. U.S. Virgin Islands	VI		0	0	0	0
56. Northern Mariana Islands	MP		0	0	0	0
57. Canada	CAN		0	0	0	0
58. Aggregate Alien and Other	OT	XXX	0	0	0	0
59. Subtotal	XXX	XXX	150,000	119,060	0	0
DETAILS OF WRITE-INS						
5801.						
5802.						
5803.						
5898. Summary of remaining write-ins for Line 58 from overflow page	XXX	XXX	0	0	0	0
5899. Totals (Lines 5801 thru 5803 plus 5898)(Line 58 above)	XXX	XXX	0	0	0	0

ANNUAL STATEMENT BLANK

ALPHABETICAL INDEX

Assets	2
Cash Flow	5
Exhibit of Capital Gains (Losses)	12
Exhibit of Net Investment Income	12
Exhibit of Nonadmitted Assets	13
Exhibit of Premiums and Losses (State Page)	19
Five-Year Historical Data	17
General Interrogatories	15
Jurat Page	1
Liabilities, Surplus and Other Funds	3
Notes To Financial Statements	14
Overflow Page For Write-ins	101
Schedule A - Part 1	E01
Schedule A - Part 2	E02
Schedule A - Part 3	E03
Schedule A - Verification Between Years	SI02
Schedule B - Part 1	E04
Schedule B - Part 2	E05
Schedule B - Part 3.....	E06
Schedule B - Verification Between Years	SI02
Schedule BA - Part 1	E07
Schedule BA - Part 2	E08
Schedule BA - Part 3.....	E09
Schedule BA - Verification Between Years	SI03
Schedule D - Part 1	E10
Schedule D - Part 1A - Section 1	SI05
Schedule D - Part 1A - Section 2	SI08
Schedule D - Part 2 - Section 1	E11
Schedule D - Part 2 - Section 2	E12
Schedule D - Part 3	E13
Schedule D - Part 4	E14
Schedule D - Part 5	E15
Schedule D - Part 6 - Section 1	E16
Schedule D - Part 6 - Section 2	E16
Schedule D - Summary By Country	SI04
Schedule D - Verification Between Years	SI03
Schedule DA - Part 1	E17
Schedule DA - Verification Between Years	SI10
Schedule DB - Part A - Section 1	E18
Schedule DB - Part A - Section 2	E19
Schedule DB - Part A - Verification Between Years	SI11
Schedule DB - Part B - Section 1	E20
Schedule DB - Part B - Section 2	E21
Schedule DB - Part B - Verification Between Years	SI11
Schedule DB - Part C - Section 1	SI12
Schedule DB - Part C - Section 2	SI13
Schedule DB - Part D - Section 1	E22
Schedule DB - Part D - Section 2	E23
Schedule DB - Part E	E24
Schedule DB - Verification	SI14
Schedule DL - Part 1	E25
Schedule DL - Part 2	E26
Schedule E - Part 1 - Cash	E27
Schedule E - Part 2 - Cash Equivalents	E28
Schedule E - Part 2 - Verification Between Years	SI15
Schedule E - Part 3 - Special Deposits	E29
Schedule F - Part 1	20
Schedule F - Part 2	21
Schedule F - Part 3	22
Schedule F - Part 4	27
Schedule F - Part 5	28
Schedule F - Part 6	29
Schedule H - Accident and Health Exhibit - Part 1	30
Schedule H - Part 2, Part 3 and 4	31
Schedule H - Part 5 - Health Claims	32

ANNUAL STATEMENT BLANK (Continued)

Schedule P - Part 1 - Summary	33
Schedule P - Part 1A - Homeowners/Farmowners	35
Schedule P - Part 1B - Private Passenger Auto Liability/Medical	36
Schedule P - Part 1C - Commercial Auto/Truck Liability/Medical	37
Schedule P - Part 1D - Workers' Compensation (Excluding Excess Workers' Compensation)	38
Schedule P - Part 1E - Commercial Multiple Peril	39
Schedule P - Part 1F - Section 1 - Medical Professional Liability - Occurrence	40
Schedule P - Part 1F - Section 2 - Medical Professional Liability - Claims-Made	41
Schedule P - Part 1G - Special Liability (Ocean, Marine, Aircraft (All Perils), Boiler and Machinery)	42
Schedule P - Part 1H - Section 1 - Other Liability-Occurrence	43
Schedule P - Part 1H - Section 2 - Other Liability - Claims-Made	44
Schedule P - Part 1I - Special Property (Fire, Allied Lines, Inland Marine, Earthquake, Burglary & Theft)	45
Schedule P - Part 1J - Auto Physical Damage	46
Schedule P - Part 1K - Fidelity/Surety	47
Schedule P - Part 1L - Other (Including Credit, Accident and Health)	48
Schedule P - Part 1M - International	49
Schedule P - Part 1N - Reinsurance - Nonproportional Assumed Property	50
Schedule P - Part 1O - Reinsurance - Nonproportional Assumed Liability	51
Schedule P - Part 1P - Reinsurance - Nonproportional Assumed Financial Lines	52
Schedule P - Part 1R - Section 1 - Products Liability - Occurrence	53
Schedule P - Part 1R - Section 2 - Products Liability - Claims-Made	54
Schedule P - Part 1S - Financial Guaranty/Mortgage Guaranty	55
Schedule P - Part 1T - Warranty	56
Schedule P - Part 2, Part 3 and Part 4 - Summary	34
Schedule P - Part 2A - Homeowners/Farmowners	57
Schedule P - Part 2B - Private Passenger Auto Liability/Medical	57
Schedule P - Part 2C - Commercial Auto/Truck Liability/Medical	57
Schedule P - Part 2D - Workers' Compensation (Excluding Excess Workers' Compensation)	57
Schedule P - Part 2E - Commercial Multiple Peril	57
Schedule P - Part 2F - Section 1 - Medical Professional Liability - Occurrence	58
Schedule P - Part 2F - Section 2 - Medical Professional Liability - Claims-Made	58
Schedule P - Part 2G - Special Liability (Ocean Marine, Aircraft (All Perils), Boiler and Machinery)	58
Schedule P - Part 2H - Section 1 - Other Liability - Occurrence	58
Schedule P - Part 2H - Section 2 - Other Liability - Claims-Made	58
Schedule P - Part 2I - Special Property (Fire, Allied Lines, Inland Marine, Earthquake, Burglary, and Theft)	59
Schedule P - Part 2J - Auto Physical Damage	59
Schedule P - Part 2K - Fidelity, Surety	59
Schedule P - Part 2L - Other (Including Credit, Accident and Health)	59
Schedule P - Part 2M - International	59
Schedule P - Part 2N - Reinsurance - Nonproportional Assumed Property	60
Schedule P - Part 2O - Reinsurance - Nonproportional Assumed Liability	60
Schedule P - Part 2P - Reinsurance - Nonproportional Assumed Financial Lines	60
Schedule P - Part 2R - Section 1 - Products Liability - Occurrence	61
Schedule P - Part 2R - Section 2 - Products Liability - Claims-Made	61
Schedule P - Part 2S - Financial Guaranty/Mortgage Guaranty	61
Schedule P - Part 2T - Warranty	61
Schedule P - Part 3A - Homeowners/Farmowners	62
Schedule P - Part 3B - Private Passenger Auto Liability/Medical	62
Schedule P - Part 3C - Commercial Auto/Truck Liability/Medical	62
Schedule P - Part 3D - Workers' Compensation (Excluding Excess Workers' Compensation)	62
Schedule P - Part 3E - Commercial Multiple Peril	62
Schedule P - Part 3F - Section 1 - Medical Professional Liability - Occurrence	63
Schedule P - Part 3F - Section 2 - Medical Professional Liability - Claims-Made	63
Schedule P - Part 3G - Special Liability (Ocean Marine, Aircraft (All Perils), Boiler and Machinery)	63
Schedule P - Part 3H - Section 1 - Other Liability - Occurrence	63
Schedule P - Part 3H - Section 2 - Other Liability - Claims-Made	63
Schedule P - Part 3I - Special Property (Fire, Allied Lines, Inland Marine, Earthquake, Burglary, and Theft)	64
Schedule P - Part 3J - Auto Physical Damage	64
Schedule P - Part 3K - Fidelity/Surety	64
Schedule P - Part 3L - Other (Including Credit, Accident and Health)	64
Schedule P - Part 3M - International	64
Schedule P - Part 3N - Reinsurance - Nonproportional Assumed Property	65
Schedule P - Part 3O - Reinsurance - Nonproportional Assumed Liability	65
Schedule P - Part 3P - Reinsurance - Nonproportional Assumed Financial Lines	65
Schedule P - Part 3R - Section 1 - Products Liability - Occurrence	66
Schedule P - Part 3R - Section 2 - Products Liability - Claims-Made	66
Schedule P - Part 3S - Financial Guaranty/Mortgage Guaranty	66
Schedule P - Part 3T - Warranty	66

ANNUAL STATEMENT BLANK (Continued)

Schedule P - Part 4A - Homeowners/Farmowners	67
Schedule P - Part 4B - Private Passenger Auto Liability/Medical	67
Schedule P - Part 4C - Commercial Auto/Truck Liability/Medical	67
Schedule P - Part 4D - Workers' Compensation (Excluding Excess Workers' Compensation)	67
Schedule P - Part 4E - Commercial Multiple Peril	67
Schedule P - Part 4F - Section 1 - Medical Professional Liability - Occurrence	68
Schedule P - Part 4F - Section 2 - Medical Professional Liability - Claims-Made	68
Schedule P - Part 4G - Special Liability (Ocean Marine, Aircraft (All Perils), Boiler and Machinery)	68
Schedule P - Part 4H - Section 1 - Other Liability - Occurrence	68
Schedule P - Part 4H - Section 2 - Other Liability - Claims-Made	68
Schedule P - Part 4I - Special Property (Fire, Allied Lines, Inland Marine, Earthquake, Burglary and Theft)	69
Schedule P - Part 4J - Auto Physical Damage	69
Schedule P - Part 4K - Fidelity/Surety	69
Schedule P - Part 4L - Other (Including Credit, Accident and Health)	69
Schedule P - Part 4M - International	69
Schedule P - Part 4N - Reinsurance - Nonproportional Assumed Property	70
Schedule P - Part 4O - Reinsurance - Nonproportional Assumed Liability	70
Schedule P - Part 4P - Reinsurance - Nonproportional Assumed Financial Lines	70
Schedule P - Part 4R - Section 1 - Products Liability - Occurrence	71
Schedule P - Part 4R - Section 2 - Products Liability - Claims-Made	71
Schedule P - Part 4S - Financial Guaranty/Mortgage Guaranty	71
Schedule P - Part 4T - Warranty	71
Schedule P - Part 5A - Homeowners/Farmowners	72
Schedule P - Part 5B - Private Passenger Auto Liability/Medical	73
Schedule P - Part 5C - Commercial Auto/Truck Liability/Medical	74
Schedule P - Part 5D - Workers' Compensation (Excluding Excess Workers' Compensation)	75
Schedule P - Part 5E - Commercial Multiple Peril	76
Schedule P - Part 5F - Medical Professional Liability - Claims-Made	78
Schedule P - Part 5F - Medical Professional Liability - Occurrence	77
Schedule P - Part 5H - Other Liability - Claims-Made	80
Schedule P - Part 5H - Other Liability - Occurrence	79
Schedule P - Part 5R - Products Liability - Claims-Made	82
Schedule P - Part 5R - Products Liability - Occurrence	81
Schedule P - Part 5T - Warranty	83
Schedule P - Part 6C - Commercial Auto/Truck Liability/Medical	84
Schedule P - Part 6D - Workers' Compensation (Excluding Excess Workers' Compensation)	84
Schedule P - Part 6E - Commercial Multiple Peril	85
Schedule P - Part 6H - Other Liability - Claims-Made	86
Schedule P - Part 6H - Other Liability - Occurrence	85
Schedule P - Part 6M - International	86
Schedule P - Part 6N - Reinsurance - Nonproportional Assumed Property	87
Schedule P - Part 6O - Reinsurance - Nonproportional Assumed Liability	87
Schedule P - Part 6R - Products Liability - Claims-Made	88
Schedule P - Part 6R - Products Liability - Occurrence	88
Schedule P - Part 7A - Primary Loss Sensitive Contracts	89
Schedule P - Part 7B - Reinsurance Loss Sensitive Contracts	91
Schedule P Interrogatories	93
Schedule T - Exhibit of Premiums Written	94
Schedule T - Part 2 - Interstate Compact	95
Schedule Y - Information Concerning Activities of Insurer Members of a Holding Company Group	96
Schedule Y - Part 1A - Detail of Insurance Holding Company System	97
Schedule Y - Part 2 - Summary of Insurer's Transactions With Any Affiliates	98
Schedule Y - Part 3 - Ultimate Controlling Party and Listing of Other U.S. Insurance Groups or Entities Under That Ultimate Controlling Party's Control	99
Statement of Income	4
Summary Investment Schedule	SI01
Supplemental Exhibits and Schedules Interrogatories	100
Underwriting and Investment Exhibit Part 1	6
Underwriting and Investment Exhibit Part 1A	7
Underwriting and Investment Exhibit Part 1B	8
Underwriting and Investment Exhibit Part 2	9
Underwriting and Investment Exhibit Part 2A	10
Underwriting and Investment Exhibit Part 3	11