



PROPERTY AND CASUALTY COMPANIES - ASSOCIATION EDITION

# ANNUAL STATEMENT

FOR THE YEAR ENDED DECEMBER 31, 2023  
OF THE CONDITION AND AFFAIRS OF THE

## Allmerica Financial Alliance Insurance Company

NAIC Group Code 0088 0088 NAIC Company Code 10212 Employer's ID Number 04-3272695  
(Current) (Prior)

Organized under the Laws of New Hampshire, State of Domicile or Port of Entry NH  
Country of Domicile United States of America

Incorporated/Organized 04/26/1995 Commenced Business 05/24/1995

Statutory Home Office 4 Bedford Farms Drive, Suite 107, Bedford, NH, US 03110-5905  
(Street and Number) (City or Town, State, Country and Zip Code)

Main Administrative Office 440 Lincoln Street  
(Street and Number) 508-853-7200  
Worcester, MA, US 01653-0002 (Area Code) (Telephone Number)  
(City or Town, State, Country and Zip Code)

Mail Address 440 Lincoln Street, Worcester, MA, US 01653-0002  
(Street and Number or P.O. Box) (City or Town, State, Country and Zip Code)

Primary Location of Books and Records 440 Lincoln Street  
(Street and Number) 508-853-7200-8557928  
Worcester, MA, US 01653-0002 (Area Code) (Telephone Number)  
(City or Town, State, Country and Zip Code)

Internet Website Address WWW.HANOVER.COM

Statutory Statement Contact Dennis M. Hazelwood, 508-853-7200-8557928  
(Name) (Area Code) (Telephone Number)  
DHAZELWOOD@HANOVER.COM 508-853-6332  
(E-mail Address) (FAX Number)

### OFFICERS

President John Conner Roche Vice President & Treasurer Nathaniel William Clarkin  
Senior Vice President & Secretary Charles Frederick Cronin

### OTHER

Jeffrey Mark Farber, Executive Vice President & CFO Dennis Francis Kerrigan Jr., Executive Vice President & Chief Legal Officer Richard William Lavey, Executive Vice President  
Williard Ty-Lunn Lee, Executive Vice President Denise Maureen Lowsley, Executive Vice President Bryan James Salvatore, Executive Vice President

### DIRECTORS OR TRUSTEES

Warren Ellison Barnes Jeffrey Mark Farber Lindsay France Greenfield  
Dennis Francis Kerrigan Jr. Williard Ty-Lunn Lee David John Lovely #  
Denise Maureen Lowsley John Conner Roche Bryan James Salvatore

State of Massachusetts SS  
County of Worcester

The officers of this reporting entity being duly sworn, each depose and say that they are the described officers of said reporting entity, and that on the reporting period stated above, all of the herein described assets were the absolute property of the said reporting entity, free and clear from any liens or claims thereon, except as herein stated, and that this statement, together with related exhibits, schedules and explanations therein contained, annexed or referred to, is a full and true statement of all the assets and liabilities and of the condition and affairs of the said reporting entity as of the reporting period stated above, and of its income and deductions therefrom for the period ended, and have been completed in accordance with the NAIC Annual Statement Instructions and Accounting Practices and Procedures manual except to the extent that: (1) state law may differ; or, (2) that state rules or regulations require differences in reporting not related to accounting practices and procedures, according to the best of their information, knowledge and belief, respectively. Furthermore, the scope of this attestation by the described officers also includes the related corresponding electronic filing with the NAIC, when required, that is an exact copy (except for formatting differences due to electronic filing) of the enclosed statement. The electronic filing may be requested by various regulators in lieu of or in addition to the enclosed statement.

John Conner Roche  
President

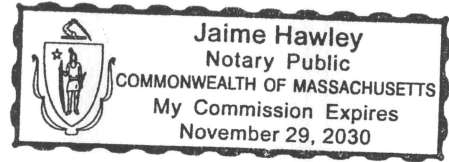
Charles Frederick Cronin  
Senior Vice President & Secretary

Nathaniel William Clarkin  
Vice President & Treasurer

Subscribed and sworn to before me this 2nd day of February, 2024

Jaime L. Hawley  
Notary  
November 29, 2030

- a. Is this an original filing? ..... Yes [ X ] No [ ]
- b. If no,
  - 1. State the amendment number.....
  - 2. Date filed .....
  - 3. Number of pages attached.....



ANNUAL STATEMENT FOR THE YEAR 2023 OF THE ALLMERICA FINANCIAL ALLIANCE INSURANCE COMPANY

**ASSETS**

	Current Year			Prior Year
	1 Assets	2 Nonadmitted Assets	3 Net Admitted Assets (Cols. 1 - 2)	4 Net Admitted Assets
1. Bonds (Schedule D) .....	27,801,806	0	27,801,806	22,914,971
2. Stocks (Schedule D):				
2.1 Preferred stocks .....	0	0	0	0
2.2 Common stocks .....	0	0	0	0
3. Mortgage loans on real estate (Schedule B):				
3.1 First liens .....	0	0	0	0
3.2 Other than first liens .....	0	0	0	0
4. Real estate (Schedule A):				
4.1 Properties occupied by the company (less \$ .....0 encumbrances) .....	0	0	0	0
4.2 Properties held for the production of income (less \$ .....0 encumbrances) .....	0	0	0	0
4.3 Properties held for sale (less \$ .....0 encumbrances) .....	0	0	0	0
5. Cash (\$ ..... 213,265 , Schedule E - Part 1), cash equivalents (\$ ..... 199,095 , Schedule E - Part 2) and short-term investments (\$ ..... 492,975 , Schedule DA) .....	905,335	0	905,335	328,068
6. Contract loans (including \$ .....0 premium notes) .....	0	0	0	0
7. Derivatives (Schedule DB) .....	0	0	0	0
8. Other invested assets (Schedule BA) .....	0	0	0	0
9. Receivable for securities .....	26,775	0	26,775	16,941
10. Securities lending reinvested collateral assets (Schedule DL) .....	0	0	0	0
11. Aggregate write-ins for invested assets .....	0	0	0	0
12. Subtotals, cash and invested assets (Lines 1 to 11) .....	28,733,916	0	28,733,916	23,259,980
13. Title plants less \$ .....0 charged off (for Title insurers only) .....	0	0	0	0
14. Investment income due and accrued .....	216,299	0	216,299	157,723
15. Premiums and considerations:				
15.1 Uncollected premiums and agents' balances in the course of collection .....	0	0	0	0
15.2 Deferred premiums, agents' balances and installments booked but deferred and not yet due (including \$ .....0 earned but unbilled premiums) .....	0	0	0	0
15.3 Accrued retrospective premiums (\$ .....0 ) and contracts subject to redetermination (\$ .....0 ) .....	0	0	0	0
16. Reinsurance:				
16.1 Amounts recoverable from reinsurers .....	0	0	0	0
16.2 Funds held by or deposited with reinsured companies .....	0	0	0	0
16.3 Other amounts receivable under reinsurance contracts .....	0	0	0	0
17. Amounts receivable relating to uninsured plans .....	0	0	0	0
18.1 Current federal and foreign income tax recoverable and interest thereon .....	0	0	0	0
18.2 Net deferred tax asset .....	0	0	0	0
19. Guaranty funds receivable or on deposit .....	0	0	0	0
20. Electronic data processing equipment and software .....	0	0	0	0
21. Furniture and equipment, including health care delivery assets (\$ .....0 ) .....	0	0	0	0
22. Net adjustment in assets and liabilities due to foreign exchange rates .....	0	0	0	0
23. Receivables from parent, subsidiaries and affiliates .....	0	0	0	0
24. Health care (\$ .....0 ) and other amounts receivable .....	0	0	0	0
25. Aggregate write-ins for other than invested assets .....	0	0	0	0
26. Total assets excluding Separate Accounts, Segregated Accounts and Protected Cell Accounts (Lines 12 to 25) .....	28,950,215	0	28,950,215	23,417,703
27. From Separate Accounts, Segregated Accounts and Protected Cell Accounts .....	0	0	0	0
28. Total (Lines 26 and 27)	28,950,215	0	28,950,215	23,417,703
<b>DETAILS OF WRITE-INS</b>				
1101. ....				
1102. ....				
1103. ....				
1198. Summary of remaining write-ins for Line 11 from overflow page .....	0	0	0	0
1199. Totals (Lines 1101 thru 1103 plus 1198)(Line 11 above)	0	0	0	0
2501. ....				
2502. ....				
2503. ....				
2598. Summary of remaining write-ins for Line 25 from overflow page .....	0	0	0	0
2599. Totals (Lines 2501 thru 2503 plus 2598)(Line 25 above)	0	0	0	0

**ANNUAL STATEMENT FOR THE YEAR 2023 OF THE ALLMERICA FINANCIAL ALLIANCE INSURANCE COMPANY**  
**LIABILITIES, SURPLUS AND OTHER FUNDS**

	1 Current Year	2 Prior Year
1. Losses (Part 2A, Line 35, Column 8) .....	0	0
2. Reinsurance payable on paid losses and loss adjustment expenses (Schedule F, Part 1, Column 6) .....	0	0
3. Loss adjustment expenses (Part 2A, Line 35, Column 9) .....	0	0
4. Commissions payable, contingent commissions and other similar charges .....	0	0
5. Other expenses (excluding taxes, licenses and fees) .....	0	0
6. Taxes, licenses and fees (excluding federal and foreign income taxes) .....	0	0
7.1 Current federal and foreign income taxes (including \$ .....0 on realized capital gains (losses)) .....	1,305	4,774
7.2 Net deferred tax liability .....	21,072	11,835
8. Borrowed money \$ .....0 and interest thereon \$ .....0 .....	0	0
9. Unearned premiums (Part 1A, Line 38, Column 5) (after deducting unearned premiums for ceded reinsurance of \$ .....104,207,304 and including warranty reserves of \$ .....0 and accrued accident and health experience rating refunds including \$ .....0 for medical loss ratio rebate per the Public Health Service Act) .....	0	0
10. Advance premium .....	0	0
11. Dividends declared and unpaid:		
11.1 Stockholders .....	0	0
11.2 Policyholders .....	0	0
12. Ceded reinsurance premiums payable (net of ceding commissions) .....	0	0
13. Funds held by company under reinsurance treaties (Schedule F, Part 3, Column 20) .....	0	0
14. Amounts withheld or retained by company for account of others .....	0	0
15. Remittances and items not allocated .....	0	0
16. Provision for reinsurance (including \$ .....0 certified) (Schedule F, Part 3, Column 78) .....	0	0
17. Net adjustments in assets and liabilities due to foreign exchange rates .....	0	0
18. Drafts outstanding .....	0	0
19. Payable to parent, subsidiaries and affiliates .....	13,393	1,612
20. Derivatives .....	0	0
21. Payable for securities .....	0	0
22. Payable for securities lending .....	0	0
23. Liability for amounts held under uninsured plans .....	0	0
24. Capital notes \$ .....0 and interest thereon \$ .....0 .....	0	0
25. Aggregate write-ins for liabilities .....	0	0
26. Total liabilities excluding protected cell liabilities (Lines 1 through 25) .....	35,770	18,221
27. Protected cell liabilities .....	0	0
28. Total liabilities (Lines 26 and 27) .....	35,770	18,221
29. Aggregate write-ins for special surplus funds .....	0	0
30. Common capital stock .....	5,000,000	5,000,000
31. Preferred capital stock .....	0	0
32. Aggregate write-ins for other than special surplus funds .....	0	0
33. Surplus notes .....	0	0
34. Gross paid in and contributed surplus .....	14,000,000	9,000,000
35. Unassigned funds (surplus) .....	9,914,445	9,399,482
36. Less treasury stock, at cost:		
36.1 .....0 shares common (value included in Line 30 \$ .....0 ) .....	0	0
36.2 .....0 shares preferred (value included in Line 31 \$ .....0 ) .....	0	0
37. Surplus as regards policyholders (Lines 29 to 35, less 36) (Page 4, Line 39) .....	28,914,445	23,399,482
38. TOTALS (Page 2, Line 28, Col. 3) .....	28,950,215	23,417,703
<b>DETAILS OF WRITE-INS</b>		
2501. ....		
2502. ....		
2503. ....		
2598. Summary of remaining write-ins for Line 25 from overflow page .....	0	0
2599. Totals (Lines 2501 thru 2503 plus 2598)(Line 25 above) .....	0	0
2901. ....		
2902. ....		
2903. ....		
2998. Summary of remaining write-ins for Line 29 from overflow page .....	0	0
2999. Totals (Lines 2901 thru 2903 plus 2998)(Line 29 above) .....	0	0
3201. ....		
3202. ....		
3203. ....		
3298. Summary of remaining write-ins for Line 32 from overflow page .....	0	0
3299. Totals (Lines 3201 thru 3203 plus 3298)(Line 32 above) .....	0	0

**STATEMENT OF INCOME**

	1 Current Year	2 Prior Year
<b>UNDERWRITING INCOME</b>		
1. Premiums earned (Part 1, Line 35, Column 4).....	0	0
<b>DEDUCTIONS:</b>		
2. Losses incurred (Part 2, Line 35, Column 7) .....	0	0
3. Loss adjustment expenses incurred (Part 3, Line 25, Column 1) .....	0	0
4. Other underwriting expenses incurred (Part 3, Line 25, Column 2) .....	0	0
5. Aggregate write-ins for underwriting deductions .....	0	0
6. Total underwriting deductions (Lines 2 through 5) .....	0	0
7. Net income of protected cells .....	0	0
8. Net underwriting gain (loss) (Line 1 minus Line 6 plus Line 7) .....	0	0
<b>INVESTMENT INCOME</b>		
9. Net investment income earned (Exhibit of Net Investment Income, Line 17) .....	658,042	473,447
10. Net realized capital gains (losses) less capital gains tax of \$ ..... (1,234) (Exhibit of Capital Gains (Losses) ) .....	(6,077)	(4,224)
11. Net investment gain (loss) (Lines 9 + 10) .....	651,965	469,223
<b>OTHER INCOME</b>		
12. Net gain (loss) from agents' or premium balances charged off (amount recovered \$ .....0 amount charged off \$ .....0 ) .....	0	0
13. Finance and service charges not included in premiums .....	0	0
14. Aggregate write-ins for miscellaneous income .....	0	0
15. Total other income (Lines 12 through 14) .....	0	0
16. Net income before dividends to policyholders, after capital gains tax and before all other federal and foreign income taxes (Lines 8 + 11 + 15) .....	651,965	469,223
17. Dividends to policyholders .....	0	0
18. Net income, after dividends to policyholders, after capital gains tax and before all other federal and foreign income taxes (Line 16 minus Line 17) .....	651,965	469,223
19. Federal and foreign income taxes incurred .....	127,765	100,851
20. Net income (Line 18 minus Line 19)(to Line 22) .....	524,200	368,372
<b>CAPITAL AND SURPLUS ACCOUNT</b>		
21. Surplus as regards policyholders, December 31 prior year (Page 4, Line 39, Column 2) .....	23,399,482	20,025,558
22. Net income (from Line 20) .....	524,200	368,372
23. Net transfers (to) from Protected Cell accounts .....	0	0
24. Change in net unrealized capital gains or (losses) less capital gains tax of \$ .....0 .....	0	0
25. Change in net unrealized foreign exchange capital gain (loss) .....	0	0
26. Change in net deferred income tax .....	(9,237)	5,552
27. Change in nonadmitted assets (Exhibit of Nonadmitted Assets, Line 28, Col. 3) .....	0	0
28. Change in provision for reinsurance (Page 3, Line 16, Column 2 minus Column 1) .....	0	0
29. Change in surplus notes .....	0	0
30. Surplus (contributed to) withdrawn from protected cells .....	0	0
31. Cumulative effect of changes in accounting principles .....	0	0
32. Capital changes:		
32.1 Paid in .....	0	0
32.2 Transferred from surplus (Stock Dividend) .....	0	0
32.3 Transferred to surplus .....	0	0
33. Surplus adjustments:		
33.1 Paid in .....	5,000,000	3,000,000
33.2 Transferred to capital (Stock Dividend) .....	0	0
33.3 Transferred from capital .....	0	0
34. Net remittances from or (to) Home Office .....	0	0
35. Dividends to stockholders .....	0	0
36. Change in treasury stock (Page 3, Lines 36.1 and 36.2, Column 2 minus Column 1) .....	0	0
37. Aggregate write-ins for gains and losses in surplus .....	0	0
38. Change in surplus as regards policyholders for the year (Lines 22 through 37) .....	5,514,963	3,373,924
39. Surplus as regards policyholders, December 31 current year (Line 21 plus Line 38) (Page 3, Line 37) .....	28,914,445	23,399,482
<b>DETAILS OF WRITE-INS</b>		
0501. ....		
0502. ....		
0503. ....		
0598. Summary of remaining write-ins for Line 5 from overflow page .....	0	0
0599. Totals (Lines 0501 thru 0503 plus 0598)(Line 5 above) .....	0	0
1401. ....	0	0
1402. ....		
1403. ....		
1498. Summary of remaining write-ins for Line 14 from overflow page .....	0	0
1499. Totals (Lines 1401 thru 1403 plus 1498)(Line 14 above) .....	0	0
3701. ....		
3702. ....		
3703. ....		
3798. Summary of remaining write-ins for Line 37 from overflow page .....	0	0
3799. Totals (Lines 3701 thru 3703 plus 3798)(Line 37 above) .....	0	0

ANNUAL STATEMENT FOR THE YEAR 2023 OF THE ALLMERICA FINANCIAL ALLIANCE INSURANCE COMPANY

**CASH FLOW**

	1	2
	Current Year	Prior Year
<b>Cash from Operations</b>		
1. Premiums collected net of reinsurance .....	0	0
2. Net investment income .....	585,183	482,168
3. Miscellaneous income .....	0	0
4. Total (Lines 1 through 3) .....	585,183	482,168
5. Benefit and loss related payments .....	0	0
6. Net transfers to Separate Accounts, Segregated Accounts and Protected Cell Accounts .....	0	0
7. Commissions, expenses paid and aggregate write-ins for deductions .....	0	5,580
8. Dividends paid to policyholders .....	0	0
9. Federal and foreign income taxes paid (recovered) net of \$ ..... (1,234) tax on capital gains (losses) .....	130,000	100,001
10. Total (Lines 5 through 9) .....	130,000	105,581
11. Net cash from operations (Line 4 minus Line 10) .....	455,183	376,587
<b>Cash from Investments</b>		
12. Proceeds from investments sold, matured or repaid:		
12.1 Bonds .....	3,409,427	2,052,999
12.2 Stocks .....	0	0
12.3 Mortgage loans .....	0	0
12.4 Real estate .....	0	0
12.5 Other invested assets .....	0	0
12.6 Net gains or (losses) on cash, cash equivalents and short-term investments .....	0	0
12.7 Miscellaneous proceeds .....	0	0
12.8 Total investment proceeds (Lines 12.1 to 12.7) .....	3,409,427	2,052,999
13. Cost of investments acquired (long-term only):		
13.1 Bonds .....	3,339,004	2,627,797
13.2 Stocks .....	0	0
13.3 Mortgage loans .....	0	0
13.4 Real estate .....	0	0
13.5 Other invested assets .....	0	0
13.6 Miscellaneous applications .....	9,834	8,875
13.7 Total investments acquired (Lines 13.1 to 13.6) .....	3,348,838	2,636,672
14. Net increase/(decrease) in contract loans and premium notes .....	0	0
15. Net cash from investments (Line 12.8 minus Line 13.7 minus Line 14) .....	60,590	(583,673)
<b>Cash from Financing and Miscellaneous Sources</b>		
16. Cash provided (applied):		
16.1 Surplus notes, capital notes .....	0	0
16.2 Capital and paid in surplus, less treasury stock .....	49,714	162,875
16.3 Borrowed funds .....	0	0
16.4 Net deposits on deposit-type contracts and other insurance liabilities .....	0	0
16.5 Dividends to stockholders .....	0	0
16.6 Other cash provided (applied) .....	11,781	(160)
17. Net cash from financing and miscellaneous sources (Lines 16.1 to 16.4 minus Line 16.5 plus Line 16.6) .....	61,495	162,715
<b>RECONCILIATION OF CASH, CASH EQUIVALENTS AND SHORT-TERM INVESTMENTS</b>		
18. Net change in cash, cash equivalents and short-term investments (Line 11, plus Lines 15 and 17) .....	577,267	(44,371)
19. Cash, cash equivalents and short-term investments:		
19.1 Beginning of year .....	328,068	372,439
19.2 End of period (Line 18 plus Line 19.1) .....	905,335	328,068

Note: Supplemental disclosures of cash flow information for non-cash transactions:

20.0001. Bonds acquired in settlement of capital contribution .....	4,910,247	2,816,946
20.0002. Accrued interest on securities acquired in settlement of capital contribution .....	40,039	20,179

Underwriting and Investment Exhibit - Part 1 - Premiums Earned

**N O N E**

Underwriting and Investment Exhibit - Part 1A - Recapitulation of all Premiums

**N O N E**

## UNDERWRITING AND INVESTMENT EXHIBIT

### PART 1B - PREMIUMS WRITTEN

Line of Business	1	Reinsurance Assumed		Reinsurance Ceded		6 Net Premiums Written Cols. 1+2+3-4-5
	Direct Business (a)	2 From Affiliates	3 From Non-Affiliates	4 To Affiliates	5 To Non-Affiliates	
1. Fire .....	0	0	0	0	0	0
2.1 Allied lines .....	0	0	0	0	0	0
2.2 Multiple peril crop .....	0	0	0	0	0	0
2.3 Federal flood .....	0	0	0	0	0	0
2.4 Private crop .....	0	0	0	0	0	0
2.5 Private flood .....	0	0	0	0	0	0
3. Farmowners multiple peril .....	0	0	0	0	0	0
4. Homeowners multiple peril .....	0	0	0	0	0	0
5.1 Commercial multiple peril (non-liability portion) .....	0	0	0	0	0	0
5.2 Commercial multiple peril (liability portion) .....	0	0	0	0	0	0
6. Mortgage guaranty .....	0	0	0	0	0	0
8. Ocean marine .....	0	0	0	0	0	0
9. Inland marine .....	0	0	0	0	0	0
10. Financial guaranty .....	0	0	0	0	0	0
11.1 Medical professional liability - occurrence .....	0	0	0	0	0	0
11.2 Medical professional liability - claims- made .....	0	0	0	0	0	0
12. Earthquake .....	0	0	0	0	0	0
13.1 Comprehensive (hospital and medical) individual .....	0	0	0	0	0	0
13.2 Comprehensive (hospital and medical) group .....	0	0	0	0	0	0
14. Credit accident and health (group and individual) .....	0	0	0	0	0	0
15.1 Vision only .....	0	0	0	0	0	0
15.2 Dental only .....	0	0	0	0	0	0
15.3 Disability income .....	0	0	0	0	0	0
15.4 Medicare supplement .....	0	0	0	0	0	0
15.5 Medicaid Title XIX .....	0	0	0	0	0	0
15.6 Medicare Title XVIII .....	0	0	0	0	0	0
15.7 Long-term care .....	0	0	0	0	0	0
15.8 Federal employees health benefits plan .....	0	0	0	0	0	0
15.9 Other health .....	0	0	0	0	0	0
16. Workers' compensation .....	29,712,277	0	0	29,712,277	0	0
17.1 Other liability - occurrence .....	0	0	0	0	0	0
17.2 Other liability - claims-made .....	0	0	0	0	0	0
17.3 Excess workers' compensation .....	0	0	0	0	0	0
18.1 Products liability - occurrence .....	0	0	0	0	0	0
18.2 Products liability - claims-made .....	0	0	0	0	0	0
19.1 Private passenger auto no-fault (personal injury protection) .....	7,432,525	0	0	7,432,525	0	0
19.2 Other private passenger auto liability .....	89,328,061	0	0	89,328,061	0	0
19.3 Commercial auto no-fault (personal injury protection) .....	0	0	0	0	0	0
19.4 Other commercial auto liability .....	0	0	0	0	0	0
21.1 Private passenger auto physical damage .....	88,725,328	0	0	88,725,328	0	0
21.2 Commercial auto physical damage .....	0	0	0	0	0	0
22. Aircraft (all perils) .....	0	0	0	0	0	0
23. Fidelity .....	0	0	0	0	0	0
24. Surety .....	0	0	0	0	0	0
26. Burglary and theft .....	0	0	0	0	0	0
27. Boiler and machinery .....	0	0	0	0	0	0
28. Credit .....	0	0	0	0	0	0
29. International .....	0	0	0	0	0	0
30. Warranty .....	0	0	0	0	0	0
31. Reinsurance - nonproportional assumed property .....	XXX	0	0	0	0	0
32. Reinsurance - nonproportional assumed liability .....	XXX	0	0	0	0	0
33. Reinsurance - nonproportional assumed financial lines .....	XXX	0	0	0	0	0
34. Aggregate write-ins for other lines of business .....	0	0	0	0	0	0
35. TOTALS	215,198,191	0	0	215,198,191	0	0
<b>DETAILS OF WRITE-INS</b>						
3401. ....						
3402. ....						
3403. ....						
3498. Summary of remaining write-ins for Line 34 from overflow page .....	0	0	0	0	0	0
3499. Totals (Lines 3401 thru 3403 plus 3498)(Line 34 above)	0	0	0	0	0	0

(a) Does the company's direct premiums written include premiums recorded on an installment basis? Yes [ ] No [ X ]

If yes: 1. The amount of such installment premiums \$ .....0

2. Amount at which such installment premiums would have been reported had they been reported on an annualized basis \$ .....0

ANNUAL STATEMENT FOR THE YEAR 2023 OF THE ALLMERICA FINANCIAL ALLIANCE INSURANCE COMPANY

**UNDERWRITING AND INVESTMENT EXHIBIT**

PART 2 - LOSSES PAID AND INCURRED

Line of Business	Losses Paid Less Salvage				5 Net Losses Unpaid Current Year (Part 2A , Col. 8)	6 Net Losses Unpaid Prior Year	7 Losses Incurred Current Year (Cols. 4 + 5 - 6)	8 Percentage of Losses Incurred (Col. 7, Part 2) to Premiums Earned (Col. 4, Part 1)
	1 Direct Business	2 Reinsurance Assumed	3 Reinsurance Recovered	4 Net Payments (Cols. 1 + 2 - 3)				
1. Fire .....	0	0	0	0	0	0	0	0.0
2.1 Allied lines .....	0	0	0	0	0	0	0	0.0
2.2 Multiple peril crop .....	0	0	0	0	0	0	0	0.0
2.3 Federal flood .....	0	0	0	0	0	0	0	0.0
2.4 Private crop .....	0	0	0	0	0	0	0	0.0
2.5 Private flood .....	0	0	0	0	0	0	0	0.0
3. Farmowners multiple peril .....	0	0	0	0	0	0	0	0.0
4. Homeowners multiple peril .....	0	0	0	0	0	0	0	0.0
5.1 Commercial multiple peril (non-liability portion) .....	0	0	0	0	0	0	0	0.0
5.2 Commercial multiple peril (liability portion) .....	0	0	0	0	0	0	0	0.0
6. Mortgage guaranty .....	0	0	0	0	0	0	0	0.0
8. Ocean marine .....	0	0	0	0	0	0	0	0.0
9. Inland marine .....	0	0	0	0	0	0	0	0.0
10. Financial guaranty .....	0	0	0	0	0	0	0	0.0
11.1 Medical professional liability - occurrence .....	0	0	0	0	0	0	0	0.0
11.2 Medical professional liability - claims-made .....	0	0	0	0	0	0	0	0.0
12. Earthquake .....	0	0	0	0	0	0	0	0.0
13.1 Comprehensive (hospital and medical) individual .....	0	0	0	0	0	0	0	0.0
13.2 Comprehensive (hospital and medical) group .....	0	0	0	0	0	0	0	0.0
14. Credit accident and health (group and individual) .....	0	0	0	0	0	0	0	0.0
15.1 Vision only .....	0	0	0	0	0	0	0	0.0
15.2 Dental only .....	0	0	0	0	0	0	0	0.0
15.3 Disability income .....	0	0	0	0	0	0	0	0.0
15.4 Medicare supplement .....	0	0	0	0	0	0	0	0.0
15.5 Medicaid Title XIX .....	0	0	0	0	0	0	0	0.0
15.6 Medicare Title XVIII .....	0	0	0	0	0	0	0	0.0
15.7 Long-term care .....	0	0	0	0	0	0	0	0.0
15.8 Federal employees health benefits plan .....	0	0	0	0	0	0	0	0.0
15.9 Other health .....	0	0	0	0	0	0	0	0.0
16. Workers' compensation .....	5,763,360	(14,133)	5,749,227	0	0	0	0	0.0
17.1 Other liability - occurrence .....	0	0	0	0	0	0	0	0.0
17.2 Other liability - claims-made .....	0	0	0	0	0	0	0	0.0
17.3 Excess workers' compensation .....	0	0	0	0	0	0	0	0.0
18.1 Products liability - occurrence .....	0	0	0	0	0	0	0	0.0
18.2 Products liability - claims-made .....	0	0	0	0	0	0	0	0.0
19.1 Private passenger auto no-fault (personal injury protection) .....	4,335,580	0	4,335,580	0	0	0	0	0.0
19.2 Other private passenger auto liability .....	57,052,722	0	57,052,722	0	0	0	0	0.0
19.3 Commercial auto no-fault (personal injury protection) .....	0	0	0	0	0	0	0	0.0
19.4 Other commercial auto liability .....	0	0	0	0	0	0	0	0.0
21.1 Private passenger auto physical damage .....	65,378,673	0	65,378,673	0	0	0	0	0.0
21.2 Commercial auto physical damage .....	0	0	0	0	0	0	0	0.0
22. Aircraft (all perils) .....	0	0	0	0	0	0	0	0.0
23. Fidelity .....	0	0	0	0	0	0	0	0.0
24. Surety .....	0	0	0	0	0	0	0	0.0
26. Burglary and theft .....	0	0	0	0	0	0	0	0.0
27. Boiler and machinery .....	0	0	0	0	0	0	0	0.0
28. Credit .....	0	0	0	0	0	0	0	0.0
29. International .....	0	0	0	0	0	0	0	0.0
30. Warranty .....	0	0	0	0	0	0	0	0.0
31. Reinsurance - nonproportional assumed property .....	XXX	0	0	0	0	0	0	0.0
32. Reinsurance - nonproportional assumed liability .....	XXX	0	0	0	0	0	0	0.0
33. Reinsurance - nonproportional assumed financial lines .....	XXX	0	0	0	0	0	0	0.0
34. Aggregate write-ins for other lines of business .....	0	0	0	0	0	0	0	0.0
35. TOTALS	132,530,335	(14,133)	132,516,202	0	0	0	0	0.0
<b>DETAILS OF WRITE-INS</b>								
3401. ....								
3402. ....								
3403. ....								
3498. Summary of remaining write-ins for Line 34 from overflow page .....	0	0	0	0	0	0	0	0.0
3499. Totals (Lines 3401 thru 3403 plus 3498)(Line 34 above)	0	0	0	0	0	0	0	0.0



ANNUAL STATEMENT FOR THE YEAR 2023 OF THE ALLMERICA FINANCIAL ALLIANCE INSURANCE COMPANY

**UNDERWRITING AND INVESTMENT EXHIBIT**

PART 2A - UNPAID LOSSES AND LOSS ADJUSTMENT EXPENSES

Line of Business	Reported Losses				Incurred But Not Reported			8 Net Losses Unpaid (Cols. 4 + 5 + 6 - 7)	9 Net Unpaid Loss Adjustment Expenses
	1 Direct	2 Reinsurance Assumed	3 Deduct Reinsurance Recoverable	4 Net Losses Excl. Incurred But Not Reported (Cols. 1 + 2 - 3)	5 Direct	6 Reinsurance Assumed	7 Reinsurance Ceded		
1. Fire	0	0	0	0	0	0	0	0	0
2.1 Allied lines	0	0	0	0	0	0	0	0	0
2.2 Multiple peril crop	0	0	0	0	0	0	0	0	0
2.3 Federal flood	0	0	0	0	0	0	0	0	0
2.4 Private crop	0	0	0	0	0	0	0	0	0
2.5 Private flood	0	0	0	0	0	0	0	0	0
3. Farmowners multiple peril	0	0	0	0	0	0	0	0	0
4. Homeowners multiple peril	0	0	0	0	0	0	0	0	0
5.1 Commercial multiple peril (non-liability portion)	0	0	0	0	0	0	0	0	0
5.2 Commercial multiple peril (liability portion)	0	0	0	0	0	0	0	0	0
6. Mortgage guaranty	0	0	0	0	0	0	0	0	0
8. Ocean marine	0	0	0	0	0	0	0	0	0
9. Inland marine	0	0	0	0	0	0	0	0	0
10. Financial guaranty	0	0	0	0	0	0	0	0	0
11.1 Medical professional liability - occurrence	0	0	0	0	0	0	0	0	0
11.2 Medical professional liability - claims-made	0	0	0	0	0	0	0	0	0
12. Earthquake	0	0	0	0	0	0	0	0	0
13.1 Comprehensive (hospital and medical) individual	0	0	0	0	0	0	0	(a)	0
13.2 Comprehensive (hospital and medical) group	0	0	0	0	0	0	0	(a)	0
14. Credit accident and health (group and individual)	0	0	0	0	0	0	0	0	0
15.1 Vision only	0	0	0	0	0	0	0	(a)	0
15.2 Dental only	0	0	0	0	0	0	0	(a)	0
15.3 Disability income	0	0	0	0	0	0	0	(a)	0
15.4 Medicare supplement	0	0	0	0	0	0	0	(a)	0
15.5 Medicaid Title XIX	0	0	0	0	0	0	0	(a)	0
15.6 Medicare Title XVIII	0	0	0	0	0	0	0	(a)	0
15.7 Long-term care	0	0	0	0	0	0	0	(a)	0
15.8 Federal employees health benefits plan	0	0	0	0	0	0	0	(a)	0
15.9 Other health	0	0	0	0	0	0	0	(a)	0
16. Workers' compensation	12,567,154	3	12,567,157	0	8,025,219	9	8,025,228	0	0
17.1 Other liability - occurrence	0	0	0	0	0	0	0	0	0
17.2 Other liability - claims-made	0	0	0	0	0	0	0	0	0
17.3 Excess workers' compensation	0	0	0	0	0	0	0	0	0
18.1 Products liability - occurrence	0	0	0	0	0	0	0	0	0
18.2 Products liability - claims-made	0	0	0	0	0	0	0	0	0
19.1 Private passenger auto no-fault (personal injury protection)	2,452,370	0	2,452,370	0	1,288,335	0	1,288,335	0	0
19.2 Other private passenger auto liability	62,032,552	0	62,032,552	0	46,727,180	0	46,727,180	0	0
19.3 Commercial auto no-fault (personal injury protection)	0	0	0	0	0	0	0	0	0
19.4 Other commercial auto liability	0	0	0	0	0	0	0	0	0
21.1 Private passenger auto physical damage	3,256,628	0	3,256,628	0	806,742	0	806,742	0	0
21.2 Commercial auto physical damage	0	0	0	0	0	0	0	0	0
22. Aircraft (all perils)	0	0	0	0	0	0	0	0	0
23. Fidelity	0	0	0	0	0	0	0	0	0
24. Surety	0	0	0	0	0	0	0	0	0
26. Burglary and theft	0	0	0	0	0	0	0	0	0
27. Boiler and machinery	0	0	0	0	0	0	0	0	0
28. Credit	0	0	0	0	0	0	0	0	0
29. International	0	0	0	0	0	0	0	0	0
30. Warranty	0	0	0	0	0	0	0	0	0
31. Reinsurance - nonproportional assumed property	XXX	0	0	0	XXX	0	0	0	0
32. Reinsurance - nonproportional assumed liability	XXX	0	0	0	XXX	0	0	0	0
33. Reinsurance - nonproportional assumed financial lines	XXX	0	0	0	XXX	0	0	0	0
34. Aggregate write-ins for other lines of business	0	0	0	0	0	0	0	0	0
35. TOTALS	80,308,704	3	80,308,707	0	56,847,476	9	56,847,485	0	0
<b>DETAILS OF WRITE-INS</b>									
3401.									
3402.									
3403.									
3498. Summary of remaining write-ins for Line 34 from overflow page	0	0	0	0	0	0	0	0	0
3499. Totals (Lines 3401 thru 3403 plus 3498)(Line 34 above)	0	0	0	0	0	0	0	0	0

(a) Including \$ 0 for present value of life indemnity claims reported in Lines 13 and 15.

ANNUAL STATEMENT FOR THE YEAR 2023 OF THE ALLMERICA FINANCIAL ALLIANCE INSURANCE COMPANY

**UNDERWRITING AND INVESTMENT EXHIBIT**

PART 3 - EXPENSES

	1	2	3	4
	Loss Adjustment Expenses	Other Underwriting Expenses	Investment Expenses	Total
1. Claim adjustment services:				
1.1 Direct .....	7,633,302	0	0	7,633,302
1.2 Reinsurance assumed .....	0	0	0	0
1.3 Reinsurance ceded .....	7,633,302	0	0	7,633,302
1.4 Net claim adjustment service (1.1 + 1.2 - 1.3) .....	0	0	0	0
2. Commission and brokerage:				
2.1 Direct excluding contingent .....	0	27,454,754	0	27,454,754
2.2 Reinsurance assumed, excluding contingent .....	0	0	0	0
2.3 Reinsurance ceded, excluding contingent .....	0	27,454,754	0	27,454,754
2.4 Contingent - direct .....	0	3,199,173	0	3,199,173
2.5 Contingent - reinsurance assumed .....	0	0	0	0
2.6 Contingent - reinsurance ceded .....	0	3,199,173	0	3,199,173
2.7 Policy and membership fees .....	0	0	0	0
2.8 Net commission and brokerage (2.1 + 2.2 - 2.3 + 2.4 + 2.5 - 2.6 + 2.7) ..	0	0	0	0
3. Allowances to managers and agents .....	0	0	0	0
4. Advertising .....	0	0	6	6
5. Boards, bureaus and associations .....	0	0	0	0
6. Surveys and underwriting reports .....	0	0	0	0
7. Audit of assureds' records .....	0	0	0	0
8. Salary and related items:				
8.1 Salaries .....	0	0	16,563	16,563
8.2 Payroll taxes .....	0	0	0	0
9. Employee relations and welfare .....	0	0	3,353	3,353
10. Insurance .....	0	0	0	0
11. Directors' fees .....	0	0	0	0
12. Travel and travel items .....	0	0	235	235
13. Rent and rent items .....	0	0	547	547
14. Equipment .....	0	0	3,329	3,329
15. Cost or depreciation of EDP equipment and software .....	0	0	0	0
16. Printing and stationery .....	0	0	28	28
17. Postage, telephone and telegraph, exchange and express .....	0	0	44	44
18. Legal and auditing .....	0	0	310	310
19. Totals (Lines 3 to 18) .....	0	0	24,415	24,415
20. Taxes, licenses and fees:				
20.1 State and local insurance taxes deducting guaranty association credits of \$ .....	0	0	0	0
20.2 Insurance department licenses and fees .....	0	0	0	0
20.3 Gross guaranty association assessments .....	0	0	0	0
20.4 All other (excluding federal and foreign income and real estate) .....	0	0	0	0
20.5 Total taxes, licenses and fees (20.1 + 20.2 + 20.3 + 20.4) .....	0	0	0	0
21. Real estate expenses .....	0	0	0	0
22. Real estate taxes .....	0	0	0	0
23. Reimbursements by uninsured plans .....	0	0	0	0
24. Aggregate write-ins for miscellaneous expenses .....	0	0	16,512	16,512
25. Total expenses incurred .....	0	0	40,927 (a)	40,927
26. Less unpaid expenses - current year .....	0	0	0	0
27. Add unpaid expenses - prior year .....	0	0	0	0
28. Amounts receivable relating to uninsured plans, prior year .....	0	0	0	0
29. Amounts receivable relating to uninsured plans, current year .....	0	0	0	0
30. TOTAL EXPENSES PAID (Lines 25 - 26 + 27 - 28 + 29)	0	0	40,927	40,927
<b>DETAILS OF WRITE-INS</b>				
2401. Custodial Fees .....	0	0	6,734	6,734
2402. Outside Data Processing .....	0	0	8,665	8,665
2403. Miscellaneous .....	0	0	1,113	1,113
2498. Summary of remaining write-ins for Line 24 from overflow page .....	0	0	0	0
2499. Totals (Lines 2401 thru 2403 plus 2498)(Line 24 above)	0	0	16,512	16,512

(a) Includes management fees of \$ 34,193 to affiliates and \$ 0 to non-affiliates.

ANNUAL STATEMENT FOR THE YEAR 2023 OF THE ALLMERICA FINANCIAL ALLIANCE INSURANCE COMPANY

**EXHIBIT OF NET INVESTMENT INCOME**

		1	2
		Collected During Year	Earned During Year
1.	U.S. Government bonds .....	(a) ..... 221,615	..... 234,730
1.1	Bonds exempt from U.S. tax .....	(a) ..... 719	..... 7,719
1.2	Other bonds (unaffiliated) .....	(a) ..... 410,222	..... 444,409
1.3	Bonds of affiliates .....	(a) ..... 0	..... 0
2.1	Preferred stocks (unaffiliated) .....	(b) ..... 0	..... 0
2.11	Preferred stocks of affiliates .....	(b) ..... 0	..... 0
2.2	Common stocks (unaffiliated) .....	..... 0	..... 0
2.21	Common stocks of affiliates .....	..... 0	..... 0
3.	Mortgage loans .....	(c) ..... 0	..... 0
4.	Real estate .....	(d) ..... 0	..... 0
5.	Contract loans .....	..... 0	..... 0
6.	Cash, cash equivalents and short-term investments .....	(e) ..... 6,928	..... 11,202
7.	Derivative instruments .....	(f) ..... 0	..... 0
8.	Other invested assets .....	..... 0	..... 0
9.	Aggregate write-ins for investment income .....	..... 909	..... 909
10.	Total gross investment income .....	640,393	698,969
11.	Investment expenses .....		(g) ..... 40,927
12.	Investment taxes, licenses and fees, excluding federal income taxes .....		(g) ..... 0
13.	Interest expense .....		(h) ..... 0
14.	Depreciation on real estate and other invested assets .....		(i) ..... 0
15.	Aggregate write-ins for deductions from investment income .....		..... 0
16.	Total deductions (Lines 11 through 15) .....		40,927
17.	Net investment income (Line 10 minus Line 16) .....		658,042
<b>DETAILS OF WRITE-INS</b>			
0901.	Miscellaneous Investment Income .....	..... 909	..... 909
0902.	.....		
0903.	.....		
0998.	Summary of remaining write-ins for Line 9 from overflow page .....	..... 0	..... 0
0999.	Totals (Lines 0901 thru 0903 plus 0998) (Line 9, above) .....	909	909
1501.	.....		
1502.	.....		
1503.	.....		
1598.	Summary of remaining write-ins for Line 15 from overflow page .....		..... 0
1599.	Totals (Lines 1501 thru 1503 plus 1598) (Line 15, above) .....		0

- (a) Includes \$ .....74,100 accrual of discount less \$ .....19,777 amortization of premium and less \$ .....60,823 paid for accrued interest on purchases.
- (b) Includes \$ .....0 accrual of discount less \$ .....0 amortization of premium and less \$ .....0 paid for accrued dividends on purchases.
- (c) Includes \$ .....0 accrual of discount less \$ .....0 amortization of premium and less \$ .....0 paid for accrued interest on purchases.
- (d) Includes \$ .....0 for company's occupancy of its own buildings; and excludes \$ .....0 interest on encumbrances.
- (e) Includes \$ .....1,477 accrual of discount less \$ .....0 amortization of premium and less \$ .....2,131 paid for accrued interest on purchases.
- (f) Includes \$ .....0 accrual of discount less \$ .....0 amortization of premium.
- (g) Includes \$ .....0 investment expenses and \$ .....0 investment taxes, licenses and fees, excluding federal income taxes, attributable to segregated and Separate Accounts.
- (h) Includes \$ .....0 interest on surplus notes and \$ .....0 interest on capital notes.
- (i) Includes \$ .....0 depreciation on real estate and \$ .....0 depreciation on other invested assets.

**EXHIBIT OF CAPITAL GAINS (LOSSES)**

		1	2	3	4	5
		Realized Gain (Loss) On Sales or Maturity	Other Realized Adjustments	Total Realized Capital Gain (Loss) (Columns 1 + 2)	Change in Unrealized Capital Gain (Loss)	Change in Unrealized Foreign Exchange Capital Gain (Loss)
1.	U.S. Government bonds .....	1,662	0	1,662	0	0
1.1	Bonds exempt from U.S. tax .....	0	0	0	0	0
1.2	Other bonds (unaffiliated) .....	(8,973)	0	(8,973)	0	0
1.3	Bonds of affiliates .....	0	0	0	0	0
2.1	Preferred stocks (unaffiliated) .....	0	0	0	0	0
2.11	Preferred stocks of affiliates .....	0	0	0	0	0
2.2	Common stocks (unaffiliated) .....	0	0	0	0	0
2.21	Common stocks of affiliates .....	0	0	0	0	0
3.	Mortgage loans .....	0	0	0	0	0
4.	Real estate .....	0	0	0	0	0
5.	Contract loans .....	0	0	0	0	0
6.	Cash, cash equivalents and short-term investments .....	0	0	0	0	0
7.	Derivative instruments .....	0	0	0	0	0
8.	Other invested assets .....	0	0	0	0	0
9.	Aggregate write-ins for capital gains (losses) .....	0	0	0	0	0
10.	Total capital gains (losses) .....	(7,311)	0	(7,311)	0	0
<b>DETAILS OF WRITE-INS</b>						
0901.	.....					
0902.	.....					
0903.	.....					
0998.	Summary of remaining write-ins for Line 9 from overflow page .....	0	0	0	0	0
0999.	Totals (Lines 0901 thru 0903 plus 0998) (Line 9, above) .....	0	0	0	0	0

**EXHIBIT OF NON-ADMITTED ASSETS**

	1	2	3
	Current Year Total Nonadmitted Assets	Prior Year Total Nonadmitted Assets	Change in Total Nonadmitted Assets (Col. 2 - Col. 1)
1. Bonds (Schedule D) .....			
2. Stocks (Schedule D):			
2.1 Preferred stocks .....			
2.2 Common stocks .....			
3. Mortgage loans on real estate (Schedule B):			
3.1 First liens .....			
3.2 Other than first liens.....			
4. Real estate (Schedule A):			
4.1 Properties occupied by the company .....			
4.2 Properties held for the production of income.....			
4.3 Properties held for sale .....			
5. Cash (Schedule E - Part 1), cash equivalents (Schedule E - Part 2) and short-term investments (Schedule DA) .....			
6. Contract loans .....			
7. Derivatives (Schedule DB) .....			
8. Other invested assets (Schedule BA) .....			
9. Receivables for securities .....			
10. Securities lending reinvested collateral assets (Schedule DL) .....			
11. Aggregate write-ins for invested assets .....			
12. Subtotals, cash and invested assets (Lines 1 to 11) .....			
13. Title plants (for Title insurers only) .....			
14. Investment income due and accrued .....			
15. Premiums and considerations:			
15.1 Uncollected premiums and agents' balances in the course of collection .....			
15.2 Deferred premiums, agents' balances and installments booked but deferred and not yet due .....			
15.3 Accrued retrospective premiums and contract subject to redetermination .....			
16. Reinsurance:			
16.1 Amounts recoverable from reinsurers .....			
16.2 Funds held by or deposited with reinsured companies .....			
16.3 Other amounts receivable under reinsurance contracts .....			
17. Amounts receivable relating to uninsured plans .....			
18.1 Current federal and foreign income tax recoverable and interest thereon .....			
18.2 Net deferred tax asset .....			
19. Guaranty funds receivable or on deposit .....			
20. Electronic data processing equipment and software .....			
21. Furniture and equipment, including health care delivery assets .....			
22. Net adjustment in assets and liabilities due to foreign exchange rates .....			
23. Receivables from parent, subsidiaries and affiliates .....			
24. Health care and other amounts receivable .....			
25. Aggregate write-ins for other than invested assets .....			
26. Total assets excluding Separate Accounts, Segregated Accounts and Protected Cell Accounts (Lines 12 to 25) .....			
27. From Separate Accounts, Segregated Accounts and Protected Cell Accounts .....			
28. Total (Lines 26 and 27)			
<b>DETAILS OF WRITE-INS</b>			
1101. ....			
1102. ....			
1103. ....			
1198. Summary of remaining write-ins for Line 11 from overflow page .....			
1199. Totals (Lines 1101 thru 1103 plus 1198)(Line 11 above)			
2501. ....			
2502. ....			
2503. ....			
2598. Summary of remaining write-ins for Line 25 from overflow page .....			
2599. Totals (Lines 2501 thru 2503 plus 2598)(Line 25 above)			

NONE

## NOTES TO FINANCIAL STATEMENTS

### NOTE 1 Summary of Significant Accounting Policies and Going Concern

#### A. Accounting Practices

The financial statements of Allmerica Financial Alliance Insurance Company ("the Company") are presented on the basis of accounting practices prescribed or permitted by the State of New Hampshire Insurance Department.

The State of New Hampshire Insurance Department recognizes only statutory accounting practices prescribed or permitted by the State of New Hampshire for determining and reporting the financial condition and results of operations of an insurance company, for determining its solvency under the New Hampshire Insurance Law. The National Association of Insurance Commissioners ("NAIC") "Accounting Practices and Procedures Manual" ("NAIC SAP") has been adopted as a component of prescribed or permitted practices by the State of New Hampshire. The State has not adopted any prescribed accounting practices that differ from those found in NAIC SAP.

A reconciliation of the Company's net income and capital and surplus between NAIC SAP and practices prescribed and permitted by the State of New Hampshire is shown below:

	SSAP #	F/S Page	F/S Line #	2023	2022
NET INCOME					
(1) State basis (Page 4, Line 20, Columns 1 & 2)	XXX	XXX	XXX	\$ 524,200	\$ 368,372
(2) State Prescribed Practices that are an increase/ (decrease) from NAIC SAP:				\$ -	\$ -
(3) State Permitted Practices that are an increase/(decrease) from NAIC SAP:				\$ -	\$ -
(4) NAIC SAP (1-2-3=4)	XXX	XXX	XXX	<u>\$ 524,200</u>	<u>\$ 368,372</u>
SURPLUS					
(5) State basis (Page 3, Line 37, Columns 1 & 2)	XXX	XXX	XXX	\$ 28,914,445	\$ 23,399,482
(6) State Prescribed Practices that are an increase/(decrease) from NAIC SAP:				\$ -	\$ -
(7) State Permitted Practices that are an increase/(decrease) from NAIC SAP:				\$ -	\$ -
(8) NAIC SAP (5-6-7=8)	XXX	XXX	XXX	<u>\$ 28,914,445</u>	<u>\$ 23,399,482</u>

#### B. Use of Estimates in the Preparation of the Financial Statements

The preparation of financial statements in conformity with Statutory Accounting Principles requires management to make estimates and assumptions that affect the reported amounts of assets and liabilities. It also requires disclosure of contingent assets and liabilities at the date of the financial statements and the reported amounts of revenue and expenses during the period. Actual results could differ from those estimates.

#### C. Accounting Policy

- (1) Short-term investments are stated at amortized cost.
- (2) Bonds not backed by loans are stated at either amortized cost or fair value, using the scientific interest method, in accordance with the NAIC Purposes and Procedures of the Securities Valuation Office.
- (3) The Company does not own any common stocks.
- (4) The Company does not own any preferred stocks.
- (5) The Company does not own any mortgage loans.
- (6) Loan-backed securities are stated at either amortized cost or fair value, in accordance with the NAIC Purposes and Procedures of the Securities Valuation Office.
- (7) The Company does not own any stocks of, or have any interest in, any subsidiaries.
- (8) The Company does not own any other invested assets.
- (9) The Company does not own any derivatives.
- (10) The Company does utilize anticipated investment income as a factor in the premium deficiency calculation.
- (11) Unpaid losses and loss adjustment expenses include an amount determined from individual case estimates and loss reports and an amount, based on past experience, for losses incurred but not reported ("IBNR"). Such liabilities are necessarily based on assumptions and estimates and while management believes the amount is adequate, the ultimate liability may be in excess of or less than the amount provided. The methods for making such estimates and for establishing the resulting liabilities are continually reviewed and any adjustments are reflected in the period determined.
- (12) The Company has not modified its capitalization policy from the prior year.
- (13) The Company does not write major medical insurance with prescription drug coverage.

#### D. Going Concern

Not applicable

### NOTE 2 Accounting Changes and Corrections of Errors

Not applicable

### NOTE 3 Business Combinations and Goodwill

Not applicable

## NOTES TO FINANCIAL STATEMENTS

**NOTE 4 Discontinued Operations**

Not applicable

**NOTE 5 Investments**

A.,B.,C.

Not Applicable

**D. Loan-Backed Securities**

- (1) Prepayment assumptions for loan-backed and structured securities were obtained from prepayment models that are sensitive to refinancing, turnover, equity take-out and other relevant factors. These assumptions are consistent with the current interest rate and economic environment.
- (2) Not applicable
- (3) The Company had no securities with a recognized other-than-temporary impairment.
- (4) All impaired securities (fair value is less than cost or amortized cost) for which an other-than-temporary impairment has not been recognized in earnings as a realized loss (including securities with a recognized other-than-temporary impairment for non-interest related declines when a non-recognized interest related impairment remains):

a) The aggregate amount of unrealized losses:

1. Less than 12 Months	\$	-
2. 12 Months or Longer	\$	245,541

b)The aggregate related fair value of securities with unrealized losses:

1. Less than 12 Months	\$	-
2. 12 Months or Longer	\$	1,387,060

- (5) The Company employs a systematic methodology to determine if a decline in market value below book/adjusted carrying value is other-than-temporary. In determining whether a decline in fair value below book/adjusted carrying value is other-than-temporary, the Company evaluates several factors and circumstances, including the issuer's overall financial condition; the issuer's credit and financial strength ratings; the issuer's financial performance, including earnings trends, dividend payments, and asset quality; any specific events which may influence the operations of the issuer including governmental actions; a weakening of the general market conditions in the industry or geographic region in which the issuer operates; the length of time and degree to which the fair value of an issuer's securities remains below cost; the Company's intent and ability to hold the security until such time to allow for the expected recovery in value; and with respect to fixed maturity investments, any factors that might raise doubt about the issuer's ability to pay all amounts due according to the contractual terms. These factors are applied to all securities.

E., F., G., H., I., J., K.

Not applicable

**L. Restricted Assets**

1. Restricted Assets (Including Pledged)

	Gross (Admitted & Nonadmitted) Restricted						
	Current Year					6	7
	1	2	3	4	5		
Restricted Asset Category	Total General Account (G/A)	G/A Supporting Protected Cell Account Activity (a)	Total Protected Cell Account Restricted Assets	Protected Cell Account Assets Supporting G/A Activity (b)	Total (1 plus 3)	Total From Prior Year	Increase/ (Decrease) (5 minus 6)
a. Subject to contractual obligation for which liability is not shown	\$ -	\$ -	\$ -	\$ -	\$ -	\$ -	\$ -
b. Collateral held under security lending agreements	\$ -	\$ -	\$ -	\$ -	\$ -	\$ -	\$ -
c. Subject to repurchase agreements	\$ -	\$ -	\$ -	\$ -	\$ -	\$ -	\$ -
d. Subject to reverse repurchase agreements	\$ -	\$ -	\$ -	\$ -	\$ -	\$ -	\$ -
e. Subject to dollar repurchase agreements	\$ -	\$ -	\$ -	\$ -	\$ -	\$ -	\$ -
f. Subject to dollar reverse repurchase agreements	\$ -	\$ -	\$ -	\$ -	\$ -	\$ -	\$ -
g. Placed under option contracts	\$ -	\$ -	\$ -	\$ -	\$ -	\$ -	\$ -
h. Letter stock or securities restricted as to sale - excluding FHLB capital stock	\$ -	\$ -	\$ -	\$ -	\$ -	\$ -	\$ -
i. FHLB capital stock	\$ -	\$ -	\$ -	\$ -	\$ -	\$ -	\$ -
j. On deposit with states	\$ 6,668,364	\$ -	\$ -	\$ -	\$ 6,668,364	\$ 6,352,057	\$ 316,307
k. On deposit with other regulatory bodies	\$ -	\$ -	\$ -	\$ -	\$ -	\$ -	\$ -
l. Pledged collateral to FHLB (including assets backing funding agreements)	\$ -	\$ -	\$ -	\$ -	\$ -	\$ -	\$ -
m. Pledged as collateral not captured in other categories	\$ -	\$ -	\$ -	\$ -	\$ -	\$ -	\$ -
n. Other restricted assets	\$ -	\$ -	\$ -	\$ -	\$ -	\$ -	\$ -
<b>o. Total Restricted Assets (Sum of a through n)</b>	<b>\$ 6,668,364</b>	<b>\$ -</b>	<b>\$ -</b>	<b>\$ -</b>	<b>\$ 6,668,364</b>	<b>\$ 6,352,057</b>	<b>\$ 316,307</b>

(a) Subset of Column 1

(b) Subset of Column 3

## NOTES TO FINANCIAL STATEMENTS

Restricted Asset Category	Current Year			
	8	9	Percentage	
	Total Non-admitted Restricted	Total Admitted Restricted (5 minus 8)	10 Gross (Admitted & Non-admitted) Restricted to Total Assets (c)	11 Admitted Restricted to Total Admitted Assets (d)
a. Subject to contractual obligation for which liability is not shown	\$ -	\$ -	0.000%	0.000%
b. Collateral held under security lending agreements	\$ -	\$ -	0.000%	0.000%
c. Subject to repurchase agreements	\$ -	\$ -	0.000%	0.000%
d. Subject to reverse repurchase agreements	\$ -	\$ -	0.000%	0.000%
e. Subject to dollar repurchase agreements	\$ -	\$ -	0.000%	0.000%
f. Subject to dollar reverse repurchase agreements	\$ -	\$ -	0.000%	0.000%
g. Placed under option contracts	\$ -	\$ -	0.000%	0.000%
h. Letter stock or securities restricted as to sale - excluding FHLB capital stock	\$ -	\$ -	0.000%	0.000%
i. FHLB capital stock	\$ -	\$ -	0.000%	0.000%
j. On deposit with states	\$ -	\$ 6,668,364	23.034%	23.034%
k. On deposit with other regulatory bodies	\$ -	\$ -	0.000%	0.000%
l. Pledged collateral to FHLB (including assets backing funding agreements)	\$ -	\$ -	0.000%	0.000%
m. Pledged as collateral not captured in other categories	\$ -	\$ -	0.000%	0.000%
n. Other restricted assets	\$ -	\$ -	0.000%	0.000%
<b>o. Total Restricted Assets (Sum of a through n)</b>	<b>\$ -</b>	<b>\$ 6,668,364</b>	<b>23.034%</b>	<b>23.034%</b>

(c) Column 5 divided by Asset Page, Column 1, Line 28

(d) Column 9 divided by Asset Page, Column 3, Line 28

2. Detail of Assets Pledged as Collateral Not Captured in Other Categories (Contracts That Share Similar Characteristics, Such as Reinsurance and Derivatives, Are Reported in the Aggregate)

Not applicable

3. Detail of Other Restricted Assets (Contracts That Share Similar Characteristics, Such as Reinsurance and Derivatives, Are Reported in the Aggregate)

Not applicable

4. Collateral Received and Reflected as Assets Within the Reporting Entity's Financial Statements

Not applicable

M., N., O., P., Q., R.

Not applicable

**NOTE 6 Joint Ventures, Partnerships and Limited Liability Companies**

Not applicable

**NOTE 7 Investment Income**

A., B.

Not Applicable

- C. The gross, nonadmitted and admitted amounts for interest income due and accrued.

Interest Income Due and Accrued	Amount
1. Gross	\$ 216,299
2. Nonadmitted	\$ -
3. Admitted	\$ 216,299

D., E.

Not Applicable

**NOTE 8 Derivative Instruments**

Not applicable

**NOTES TO FINANCIAL STATEMENTS**

**NOTE 9 Income Taxes**

A. The components of the net deferred tax asset/(liability) at the end of current period are as follows:

1.

	As of End of Current Period			12/31/2022			Change		
	(1) Ordinary	(2) Capital	(3) (Col. 1 + 2) Total	(4) Ordinary	(5) Capital	(6) (Col. 4 + 5) Total	(7) (Col. 1 - 4) Ordinary	(8) (Col. 2 - 5) Capital	(9) (Col. 7 + 8) Total
(a) Gross Deferred Tax Assets	\$ -	\$ -	\$ -	\$ -	\$ -	\$ -	\$ -	\$ -	\$ -
(b) Statutory Valuation Allowance Adjustment	\$ -	\$ -	\$ -	\$ -	\$ -	\$ -	\$ -	\$ -	\$ -
(c) Adjusted Gross Deferred Tax Assets (1a - 1b)	\$ -	\$ -	\$ -	\$ -	\$ -	\$ -	\$ -	\$ -	\$ -
(d) Deferred Tax Assets Nonadmitted	\$ -	\$ -	\$ -	\$ -	\$ -	\$ -	\$ -	\$ -	\$ -
(e) Subtotal Net Admitted Deferred Tax Asset (1c - 1d)	\$ -	\$ -	\$ -	\$ -	\$ -	\$ -	\$ -	\$ -	\$ -
(f) Deferred Tax Liabilities	\$ -	\$ 21,072	\$ 21,072	\$ -	\$ 11,835	\$ 11,835	\$ -	\$ 9,237	\$ 9,237
(g) Net Admitted Deferred Tax Asset/(Net Deferred Tax Liability) (1e - 1f)	\$ -	\$ (21,072)	\$ (21,072)	\$ -	\$ (11,835)	\$ (11,835)	\$ -	\$ (9,237)	\$ (9,237)

2.

	As of End of Current Period			12/31/2022			Change		
	(1) Ordinary	(2) Capital	(3) (Col. 1 + 2) Total	(4) Ordinary	(5) Capital	(6) (Col. 4 + 5) Total	(7) (Col. 1 - 4) Ordinary	(8) (Col. 2 - 5) Capital	(9) (Col. 7 + 8) Total
Admission Calculation Components SSAP No. 101									
(a) Federal Income Taxes Paid In Prior Years Recoverable Through Loss Carrybacks	\$ -	\$ -	\$ -	\$ -	\$ -	\$ -	\$ -	\$ -	\$ -
(b) Adjusted Gross Deferred Tax Assets Expected To Be Realized (Excluding The Amount Of Deferred Tax Assets From 2(a) above) After Application of the Threshold Limitation. (The Lesser of 2(b)1 and 2(b)2 Below)	\$ -	\$ -	\$ -	\$ -	\$ -	\$ -	\$ -	\$ -	\$ -
1. Adjusted Gross Deferred Tax Assets Expected to be Realized Following the Balance Sheet Date.	\$ -	\$ -	\$ -	\$ -	\$ -	\$ -	\$ -	\$ -	\$ -
2. Adjusted Gross Deferred Tax Assets Allowed per Limitation Threshold.	XXX	XXX	\$4,340,328	XXX	XXX	\$3,511,697	XXX	XXX	\$ 828,631
(c) Adjusted Gross Deferred Tax Assets (Excluding The Amount Of Deferred Tax Assets From 2(a) and 2(b) above) Offset by Gross Deferred Tax Liabilities.	\$ -	\$ -	\$ -	\$ -	\$ -	\$ -	\$ -	\$ -	\$ -
(d) Deferred Tax Assets Admitted as the result of application of SSAP No. 101. Total (2(a) + 2(b) + 2(c))	\$ -	\$ -	\$ -	\$ -	\$ -	\$ -	\$ -	\$ -	\$ -

3.

	2023	2022
a. Ratio Percentage Used To Determine Recovery Period And Threshold Limitation Amount	13689%	13972%
b. Amount Of Adjusted Capital And Surplus Used To Determine Recovery Period And Threshold Limitation In 2(b)2 Above	\$ 28,914,445	\$ 23,399,482

4. Tax Planning Strategies

a. There is no financial impact of the Company's tax planning strategies.

b. Do the Company's tax-planning strategies include the use of reinsurance? Yes  No

B. The Company does not have any deferred tax liabilities that are not recognized for amounts described in Accounting Standards Codification 740, Income Tax.



## NOTES TO FINANCIAL STATEMENTS

C. Current income taxes incurred consist of the following major components:

	(1) As of End of Current Period	(2) 12/31/2022	(3) (Col. 1 - 2) Change
1. Current Income Tax			
(a) Federal	\$ 127,765	\$ 100,850	\$ 26,915
(b) Foreign	\$ -	\$ -	\$ -
(c) Subtotal (1a+1b)	\$ 127,765	\$ 100,850	\$ 26,915
(d) Federal income tax on net capital gains	\$ (1,235)	\$ 4,100	\$ (5,335)
(e) Utilization of capital loss carry-forwards	\$ -	\$ -	\$ -
(f) Other	\$ -	\$ -	\$ -
(g) Federal and foreign income taxes incurred (1c+1d+1e+1f)	\$ 126,530	\$ 104,950	\$ 21,580
2. Deferred Tax Assets:			
(a) Ordinary:			
(1) Discounting of unpaid losses	\$ -	\$ -	\$ -
(2) Unearned premium reserve	\$ -	\$ -	\$ -
(3) Policyholder reserves	\$ -	\$ -	\$ -
(4) Investments	\$ -	\$ -	\$ -
(5) Deferred acquisition costs	\$ -	\$ -	\$ -
(6) Policyholder dividends accrual	\$ -	\$ -	\$ -
(7) Fixed assets	\$ -	\$ -	\$ -
(8) Compensation and benefits accrual	\$ -	\$ -	\$ -
(9) Pension accrual	\$ -	\$ -	\$ -
(10) Receivables - nonadmitted	\$ -	\$ -	\$ -
(11) Net operating loss carry-forward	\$ -	\$ -	\$ -
(12) Tax credit carry-forward	\$ -	\$ -	\$ -
(13) Other	\$ -	\$ -	\$ -
(99) Subtotal (sum of 2a1 through 2a13)	\$ -	\$ -	\$ -
(b) Statutory valuation allowance adjustment	\$ -	\$ -	\$ -
(c) Nonadmitted	\$ -	\$ -	\$ -
(d) Admitted ordinary deferred tax assets (2a99 - 2b - 2c)	\$ -	\$ -	\$ -
(e) Capital:			
(1) Investments	\$ -	\$ -	\$ -
(2) Net capital loss carry-forward	\$ -	\$ -	\$ -
(3) Real estate	\$ -	\$ -	\$ -
(4) Other	\$ -	\$ -	\$ -
(99) Subtotal (2e1+2e2+2e3+2e4)	\$ -	\$ -	\$ -
(f) Statutory valuation allowance adjustment	\$ -	\$ -	\$ -
(g) Nonadmitted	\$ -	\$ -	\$ -
(h) Admitted capital deferred tax assets (2e99 - 2f - 2g)	\$ -	\$ -	\$ -
(i) Admitted deferred tax assets (2d + 2h)	\$ -	\$ -	\$ -
3. Deferred Tax Liabilities:			
(a) Ordinary:			
(1) Investments	\$ -	\$ -	\$ -
(2) Fixed assets	\$ -	\$ -	\$ -
(3) Deferred and uncollected premium	\$ -	\$ -	\$ -
(4) Policyholder reserves	\$ -	\$ -	\$ -
(5) Other	\$ -	\$ -	\$ -
(99) Subtotal (3a1+3a2+3a3+3a4+3a5)	\$ -	\$ -	\$ -
(b) Capital:			
(1) Investments	\$ 21,072	\$ 11,835	\$ 9,237
(2) Real estate	\$ -	\$ -	\$ -
(3) Other	\$ -	\$ -	\$ -
(99) Subtotal (3b1+3b2+3b3)	\$ 21,072	\$ 11,835	\$ 9,237
(c) Deferred tax liabilities (3a99 + 3b99)	\$ 21,072	\$ 11,835	\$ 9,237
4. Net deferred tax assets/liabilities (2i - 3c)	\$ (21,072)	\$ (11,835)	\$ (9,237)

The change in net deferred income taxes is comprised of the following, exclusive of non-admitted assets:

	(1) As of End of Current Period	(2) 12/31/2022	(3) (Col. 1 - 2) Change
Adjusted gross deferred tax assets	\$ -	\$ -	\$ -
Total deferred tax liabilities	\$ 21,072	\$ 11,835	\$ 9,237
Net deferred tax assets (liabilities)	\$ (21,072)	\$ (11,835)	\$ (9,237)
Tax effect of change in unrealized gains (losses)			\$ -
Change in net deferred income tax			<u>\$ (9,237)</u>

D. Reconciliation of Federal Income Tax Rate to Actual Effective Tax Rate

The significant items causing a difference between the statutory federal income tax rate and the Company's effective income tax rate are as follows:

	As of End of Current Period	
	Tax	Rate
Tax provision at statutory rate	\$ 136,654	21.0%
Return to provision & other	\$ (887)	-0.1%
Total	<u>\$ 135,767</u>	<u>20.9%</u>
	As of End of Current Period	
	Tax	Rate
Federal income taxes incurred	\$ 127,765	19.7%
Realized capital gains tax	\$ (1,235)	-0.2%
Change in net deferred income taxes	\$ 9,237	1.4%
Total statutory income taxes	<u>\$ 135,767</u>	<u>20.9%</u>

## NOTES TO FINANCIAL STATEMENTS

### E. Operating Loss and Tax Credit Carryforwards

1. At the end of the current reporting period, the Company has no net operating loss carryforwards and no capital loss carryforwards.
2. The Company has the following federal income taxes which are available for recoupment in the event of future losses:
 

For the tax year 2022:	\$	89,800
For the tax year 2023:	\$	67,424
3. At the end of the current reporting period, the Company has no deposits under section 6603 of the Internal Revenue Service Code.

### F. Consolidated Federal Income Tax Return

1. The Company's Federal Income Tax Return is consolidated with the following affiliated companies:

440 Lincoln Street Holding Company LLC AIX, Inc. AIX Specialty Insurance Company Allmerica Financial Benefit Insurance Company Allmerica Plus Insurance Agency, Inc. Campania Holding Company, Inc. Campmed Casualty & Indemnity Company, Inc. Citizens Insurance Company of America Citizens Insurance Company of Illinois Citizens Insurance Company of Ohio Citizens Insurance Company of the Midwest Educators Insurance Agency, Inc. Hanover Specialty Insurance Brokers, Inc. Massachusetts Bay Insurance Company NOVA Casualty Company	Opus Investment Management, Inc. Professionals Direct, Inc. The Hanover American Insurance Company The Hanover Atlantic Insurance Company Ltd. The Hanover Casualty Company The Hanover Insurance Company The Hanover Insurance Group, Inc. The Hanover National Insurance Company The Hanover New Jersey Insurance Company VeraVest Investments, Inc. Verlan Fire Insurance Company Verlan Holdings, Inc.
---	---

2. The Board of Directors has delegated to Company Management, the development and maintenance of appropriate Federal Income Tax allocation policies and procedures, which are subject to written agreement between the companies. The Federal Income tax for all subsidiaries in the consolidated return of The Hanover Insurance Group, Inc. ("THG") is calculated on a separate return basis. Any current tax liability is paid to THG. Tax benefits resulting from taxable operating losses or credits of THG's subsidiaries are reimbursed to the subsidiary when such losses or credits can be utilized on a consolidated return basis.

- G. The Company has no federal or foreign income tax loss contingencies, for which it is reasonably possible that the total liability will significantly increase within 12 months of the reporting date.

### H. Repatriation Transition Tax (RTT)

Not applicable

### I. Alternative Minimum Tax (AMT) Credit

Not applicable

## NOTE 10 Information Concerning Parent, Subsidiaries, Affiliates and Other Related Parties

### A. Nature of Relationships

The Company is a wholly-owned subsidiary of The Hanover Insurance Company ("Hanover") which, in turn, is a wholly-owned subsidiary of Opus Investment Management, Inc. ("Opus"), which, in turn, is a wholly-owned non-insurance subsidiary of THG, a publicly traded company incorporated in Delaware.

### B. Detail of Transactions Greater than 1/2% of Admitted Assets

On November 28, 2023, the Company received a \$5,000,000 capital contribution from Hanover. The contribution was settled with bonds at fair value of \$4,910,247, accrued interest of \$40,039, and cash in the amount of \$49,714.

### C. Transactions with related party who are not reported on Schedule Y

Not applicable

### D. Amounts Due to or from Related Parties

At the end of the current reporting period, the Company reported \$13,393 as amounts payable to an affiliate company. These arrangements require that intercompany balances be settled within 30 days.

### E. Management, Service Contracts, Cost Sharing Arrangements

Companies affiliated with Hanover have entered into an intercompany Consolidated Service Agreement. Under the agreement, legal entities will be charged the cost of the service provided or expenses paid by the entity providing the service or paying the expense. In addition, these entities will be charged a portion of the costs associated with activities that are performed for the good of THG legal entities.

### F. Guarantees or Contingencies for Related Parties

Not applicable

### G. Nature of Relationships that Could Affect Operations

All outstanding shares of the Company are owned by Hanover.

### H., I., J., K., L., M., N., O.

Not applicable

## NOTE 11 Debt

Not applicable

## NOTES TO FINANCIAL STATEMENTS

**NOTE 12 Retirement Plans, Deferred Compensation, Postemployment Benefits and Compensated Absences and Other Postretirement Benefit Plans**

The labor for the Company is provided and paid for by Hanover. As such, the Company is included in the benefit plans in force for Hanover. Charges for actual salary and benefit costs for services provided to the Company by Hanover employees are ceded 100% pursuant to the Company's Intercompany Reinsurance Agreement.

A., B., C., D., E., F., G., H., I.

Not applicable

**NOTE 13 Capital and Surplus, Dividend Restrictions and Quasi-Reorganizations**

A. Outstanding Shares

The Company has 10,000 shares of \$500 par value common stock authorized and 10,000 shares issued and outstanding.

B. Dividend Rate of Preferred Stock

Not applicable

(C-F) Dividend Restrictions

Pursuant to New Hampshire's statute, the maximum dividend and other distributions that an insurer may pay in any twelve-month period, without prior approval of the New Hampshire Insurance Commissioner, is limited to the lesser of 10% of statutory policyholder surplus as of the preceding December 31, or net income. Accordingly, the maximum dividend that may be paid at January 1, 2024 without prior approval is \$1,294,327.

(G-M)

Not applicable

**NOTE 14 Liabilities, Contingencies and Assessments**

A., B., C.

Not applicable

D. Claims related extra contractual obligations and bad faith losses stemming from lawsuits

(1) The company paid the following amounts in the reporting period to settle claims related extra contractual obligations or bad faith claims stemming from lawsuits

	(1) Direct
\$	2,335,834

(2) Number of claims where amounts were paid to settle claims related extra contractual obligations or bad faith claims resulting from lawsuits during the reporting period

0-25 Claims

(3) Indicate whether claim count information is disclosed per claim or per claimant

Per Claim

E., F.

Not applicable

G. All Other Contingencies

The Company routinely engages in various legal proceedings in the normal course of business, including claims for punitive damages. In the opinion of management, none of such contingencies are expected to have a material effect on the Company's financial position, although it is possible that the results of operations in a particular quarter or annual period would be materially affected by an adverse development or unfavorable outcome.

**NOTE 15 Leases**

The Company has no material lease obligations at this time.

**NOTE 16 Information About Financial Instruments With Off-Balance Sheet Risk and Financial Instruments With Concentrations of Credit Risk**

Not applicable

**NOTE 17 Sale, Transfer and Servicing of Financial Assets and Extinguishments of Liabilities**

A., B.

Not applicable

C. Wash Sales

The Company generally does not sell and reacquire securities within 30 days of the sale date. There are no wash sale transactions with a NAIC designation of 3 or below in the current year.

**NOTE 18 Gain or Loss to the Reporting Entity from Uninsured Plans and the Uninsured Portion of Partially Insured Plans**

Not applicable

**NOTE 19 Direct Premium Written/Produced by Managing General Agents/Third Party Administrators**

Not applicable

## NOTES TO FINANCIAL STATEMENTS

### NOTE 20 Fair Value Measurements

A.

## (1) Fair Value Measurements at Reporting Date

- (a) There were no assets carried at fair value at the end of the reporting period.
- (b) There were no liabilities carried at fair value at the end of the reporting period.

(2) The company does not have any Level 3 assets or liabilities measured at fair value at the end of the reporting period.

(3) The reporting entity's policy is to recognize transfers in and transfers out as of the actual date of the event or change in circumstances that caused the transfer.

(4) For fair value measurements categorized within Level 2 of the fair value hierarchy, fair values of bonds are obtained by a quoted market price if available, otherwise, fair values are estimated using independent pricing sources or internally developed pricing models using discounted cash flow analyses.

The Company utilizes a third party pricing service for the valuation of the majority of its fixed maturity securities and receives one quote per security. When quoted market prices in an active market are available, they are provided by the pricing service as the fair value and such values are classified as Level 1. Since fixed maturities other than U.S. Treasury securities generally do not trade on a daily basis, the pricing service prepares estimates of fair value for those securities using pricing applications based on a market approach. Inputs into the fair value pricing applications which are common to all asset classes include benchmark U.S. Treasury security yield curves, reported trades of identical or similar fixed maturity securities, broker/dealer quotes of identical or similar fixed maturity securities and structural characteristics of the security, such as maturity date, coupon, mandatory principal payment dates, frequency of interest and principal payments and optional principal redemption features. Inputs into the fair value applications that are unique by asset class include, but are not limited to:

- U.S. government – determination of direct versus indirect government support and whether any contingencies exist with respect to the timely payment of principal and interest.
- All other governments – estimates of appropriate market spread versus underlying related sovereign treasury curves dependent on liquidity and direct or contingent support.
- Corporate bonds, which are included in Industrial and miscellaneous bonds - overall credit quality, including assessments of the level and variability of: economic sensitivity; liquidity; corporate financial policies; management quality; regulatory environment; competitive position; ownership; restrictive covenants; and security or collateral.
- Municipal bonds, which are included in States, territories and possessions; Political subdivisions of states, territories and possessions; and Special revenue and special assessment obligations - overall credit quality, including assessments of the level and variability of: sources of payment such as income, sales or property taxes, levies or user fees; credit support such as insurance; state or local economic and political base; natural resource availability; and susceptibility to natural or man-made catastrophic events such as hurricanes, earthquakes or acts of terrorism.
- Residential mortgage-backed securities, U.S. agency pass-thrus and collateralized mortgage obligations ("CMOs") which are included in U.S. governments and Special revenue and special assessment obligations - estimates of prepayment speeds based upon: historical prepayment rate trends; underlying collateral interest rates; geographic concentration; vintage year; borrower credit quality characteristics; interest rate and yield curve forecasts; government or monetary authority support programs; tax policies; and delinquency/default trends.
- Residential mortgage-backed securities, non-agency CMOs, which are included in Industrial and miscellaneous - estimates of prepayment speeds based upon: historical prepayment rate trends; underlying collateral interest rates; geographic concentration; vintage year; borrower credit quality characteristics; interest rate and yield curve forecasts; government or monetary authority support programs; tax policies; delinquency/default trends; and severity of loss upon default and length of time to recover proceeds following default.
- Commercial mortgage-backed securities, which are included in Industrial and miscellaneous bonds - overall credit quality, including assessments of the value and supply/demand characteristics of: collateral type such as office, retail, residential, lodging, or other; geographic concentration by region, state, metropolitan statistical area and locale; vintage year; historical collateral performance including defeasance, delinquency, default and special servicer trends; and capital structure support features.
- Asset-backed securities, which are included in Industrial and miscellaneous bonds – overall credit quality, including assessments of the underlying collateral type such as credit card receivables, auto loan receivables and equipment lease receivables; geographic diversification; vintage year; historical collateral performance including delinquency, default and casualty trends; economic conditions influencing use rates and resale values; and contract structural support features.

Generally, all prices provided by the pricing service, except actively traded securities with quoted market prices, are reported as Level 2.

The Company holds privately placed corporate bonds and certain other bonds that do not have an active market and for which the pricing service cannot provide fair values. The Company determines fair values for these securities using either matrix pricing or broker quotes. The Company will use observable market data to the extent it is available, but is also required to use a certain amount of unobservable judgment due to the illiquid nature of the securities involved. Additionally, the Company may obtain nonbinding broker quotes which are reported as Level 3.

(5) Not applicable

B. Not applicable

C. Aggregate fair value for all financial instruments and the level within the fair value hierarchy in which the fair value measurements in their entirety fall.

Type of Financial Instrument	Aggregate Fair Value	Admitted Assets	(Level 1)	(Level 2)	(Level 3)	Net Asset Value (NAV)	Not Practicable (Carrying Value)
Bonds	\$ 26,267,420	\$ 27,801,806	\$ 7,706,101	\$ 18,561,319	\$ -	\$ -	\$ -
Cash and Short-Term Investments	\$ 907,352	\$ 905,334	\$ 213,266	\$ 694,086	\$ -	\$ -	\$ -

D., E.

Not applicable

### NOTE 21 Other Items

A. Unusual or Infrequent Items

Not applicable

B. Troubled Debt Restructuring: Debtors

Not applicable

## NOTES TO FINANCIAL STATEMENTS

## C. Other Disclosures

IBNR loss and loss adjustment expense reserves are allocated to the Company based on the proportion of the Company's earned premiums and case loss reserves relative to other affiliates in the Hanover Insurance Group. Fluctuations by affiliate and state may occur as a result of this re-estimation process.

The Company elected to use rounding to the nearest dollar in reporting amounts in the Statement, except as otherwise directed by instructions.

The Company reported \$0 for premiums receivable due from policyholders, agents and ceding insurers on Page 2 line 15. The Company has no accounts receivable for uninsured plans and amounts due from agents, controlled or controlling persons.

## D. Business Interruption Insurance Recoveries

Not applicable

## E. State Transferable and Non-transferable Tax Credits

Not applicable

## F. Subprime Mortgage Related Risk Exposure

The Company has reviewed its investments in mortgage-backed securities and has determined that these investments are not subprime.

## G. Insurance-Linked Securities (ILS) Contracts

Not applicable

## H. The Amount That Could Be Realized on Life Insurance Where the Reporting Entity is Owner and Beneficiary or Has Otherwise Obtained Rights to Control the Policy

Not applicable

**NOTE 22 Events Subsequent**

Not applicable

**NOTE 23 Reinsurance**

## A. Unsecured Reinsurance Recoverables

Individual Reinsurers with Unsecured Reinsurance Recoverables Exceeding 3% of Policyholder Surplus

## Individual Reinsurers Who Are Members of a Group

Group Code	FEIN	Reinsurer Name	Unsecured Amount
88	13-5129825	THE HANOVER INSURANCE COMPANY	\$ 258,287,000

## B. Reinsurance Recoverable in Dispute

Not applicable

## C. Reinsurance Assumed and Ceded

(1) The following table summarizes ceded and assumed unearned premiums and the related commissions equity at the end of the current reporting period:

	Assumed Reinsurance		Ceded Reinsurance		Net	
	Premium Reserve	Commission Equity	Premium Reserve	Commission Equity	Premium Reserve	Commission Equity
a. Affiliates	\$ -	\$ -	\$ 104,207,304	\$ -	\$(104,207,304)	\$ -
b. All Other	\$ -	\$ -	\$ -	\$ -	\$ -	\$ -
c. Total (a+b)	<u>\$ -</u>	<u>\$ -</u>	<u>\$ 104,207,304</u>	<u>\$ -</u>	<u>\$(104,207,304)</u>	<u>\$ -</u>
d. Direct Unearned Premium Reserve						\$ 104,207,304

(2) Not applicable

(3) Not applicable

## D., E., F., G., H., I., J., K.

Not applicable

**NOTE 24 Retrospectively Rated Contracts & Contracts Subject to Redetermination**

Not applicable

**NOTE 25 Change in Incurred Losses and Loss Adjustment Expenses**

Not applicable

**NOTE 26 Intercompany Pooling Arrangements**

Not applicable

## NOTES TO FINANCIAL STATEMENTS

---

**NOTE 27 Structured Settlements**

Not applicable

**NOTE 28 Health Care Receivables**

Not applicable

**NOTE 29 Participating Policies**

Not applicable

**NOTE 30 Premium Deficiency Reserves**

1. Liability carried for premium deficiency reserves	\$	-
2. Date of the most recent evaluation of this liability		12/31/2023
3. Was anticipated investment income utilized in the calculation?		Yes [X] No [ ]

**NOTE 31 High Deductibles**

Not applicable

**NOTE 32 Discounting of Liabilities for Unpaid Losses or Unpaid Loss Adjustment Expenses**

Not applicable

**NOTE 33 Asbestos/Environmental Reserves**

Not applicable

**NOTE 34 Subscriber Savings Accounts**

Not applicable

**NOTE 35 Multiple Peril Crop Insurance**

Not applicable

**NOTE 36 Financial Guaranty Insurance**

Not applicable

# GENERAL INTERROGATORIES

## PART 1 - COMMON INTERROGATORIES GENERAL

- 1.1 Is the reporting entity a member of an Insurance Holding Company System consisting of two or more affiliated persons, one or more of which is an insurer? ..... Yes [ X ] No [ ]  
If yes, complete Schedule Y, Parts 1, 1A, 2 and 3.
- 1.2 If yes, did the reporting entity register and file with its domiciliary State Insurance Commissioner, Director or Superintendent or with such regulatory official of the state of domicile of the principal insurer in the Holding Company System, a registration statement providing disclosure substantially similar to the standards adopted by the National Association of Insurance Commissioners (NAIC) in its Model Insurance Holding Company System Regulatory Act and model regulations pertaining thereto, or is the reporting entity subject to standards and disclosure requirements substantially similar to those required by such Act and regulations? ..... Yes [ X ] No [ ] N/A [ ]
- 1.3 State Regulating? ..... NH
- 1.4 Is the reporting entity publicly traded or a member of a publicly traded group? ..... Yes [ X ] No [ ]
- 1.5 If the response to 1.4 is yes, provide the CIK (Central Index Key) code issued by the SEC for the entity/group. .... 0000944695
- 2.1 Has any change been made during the year of this statement in the charter, by-laws, articles of incorporation, or deed of settlement of the reporting entity? ..... Yes [ ] No [ X ]
- 2.2 If yes, date of change: .....
- 3.1 State as of what date the latest financial examination of the reporting entity was made or is being made. .... 12/31/2019
- 3.2 State the as of date that the latest financial examination report became available from either the state of domicile or the reporting entity. This date should be the date of the examined balance sheet and not the date the report was completed or released. .... 12/31/2019
- 3.3 State as of what date the latest financial examination report became available to other states or the public from either the state of domicile or the reporting entity. This is the release date or completion date of the examination report and not the date of the examination (balance sheet date). .... 04/01/2021
- 3.4 By what department or departments?  
New Hampshire Department of Insurance .....
- 3.5 Have all financial statement adjustments within the latest financial examination report been accounted for in a subsequent financial statement filed with Departments? ..... Yes [ ] No [ ] N/A [ X ]
- 3.6 Have all of the recommendations within the latest financial examination report been complied with? ..... Yes [ ] No [ ] N/A [ X ]
- 4.1 During the period covered by this statement, did any agent, broker, sales representative, non-affiliated sales/service organization or any combination thereof under common control (other than salaried employees of the reporting entity), receive credit or commissions for or control a substantial part (more than 20 percent of any major line of business measured on direct premiums) of:  
4.11 sales of new business? ..... Yes [ ] No [ X ]  
4.12 renewals? ..... Yes [ ] No [ X ]
- 4.2 During the period covered by this statement, did any sales/service organization owned in whole or in part by the reporting entity or an affiliate, receive credit or commissions for or control a substantial part (more than 20 percent of any major line of business measured on direct premiums) of:  
4.21 sales of new business? ..... Yes [ ] No [ X ]  
4.22 renewals? ..... Yes [ ] No [ X ]
- 5.1 Has the reporting entity been a party to a merger or consolidation during the period covered by this statement? ..... Yes [ ] No [ X ]  
If yes, complete and file the merger history data file with the NAIC.
- 5.2 If yes, provide the name of the entity, NAIC Company Code, and state of domicile (use two letter state abbreviation) for any entity that has ceased to exist as a result of the merger or consolidation.

1 Name of Entity	2 NAIC Company Code	3 State of Domicile
.....	.....	.....

- 6.1 Has the reporting entity had any Certificates of Authority, licenses or registrations (including corporate registration, if applicable) suspended or revoked by any governmental entity during the reporting period? ..... Yes [ ] No [ X ]
- 6.2 If yes, give full information: .....
- 7.1 Does any foreign (non-United States) person or entity directly or indirectly control 10% or more of the reporting entity? ..... Yes [ ] No [ X ]
- 7.2 If yes,  
7.21 State the percentage of foreign control; ..... 0.0 %  
7.22 State the nationality(s) of the foreign person(s) or entity(s); or if the entity is a mutual or reciprocal, the nationality of its manager or attorney-in-fact and identify the type of entity(s) (e.g., individual, corporation, government, manager or attorney-in-fact).

1 Nationality	2 Type of Entity
.....	.....

**ANNUAL STATEMENT FOR THE YEAR 2023 OF THE ALLMERICA FINANCIAL ALLIANCE INSURANCE COMPANY  
GENERAL INTERROGATORIES**

- 8.1 Is the company a subsidiary of a depository institution holding company (DIHC) or a DIHC itself, regulated by the Federal Reserve Board? ..... Yes [ ] No [ X ]
- 8.2 If the response to 8.1 is yes, please identify the name of the DIHC.  
.....
- 8.3 Is the company affiliated with one or more banks, thrifts or securities firms? ..... Yes [ X ] No [ ]
- 8.4 If response to 8.3 is yes, please provide below the names and location (city and state of the main office) of any affiliates regulated by a federal regulatory services agency [i.e. the Federal Reserve Board (FRB), the Office of the Comptroller of the Currency (OCC), the Federal Deposit Insurance Corporation (FDIC) and the Securities Exchange Commission (SEC)] and identify the affiliate's primary federal regulator.

1 Affiliate Name	2 Location (City, State)	3 FRB	4 OCC	5 FDIC	6 SEC
Opus Investment Management, Inc .....	Worcester, MA .....	NO	NO	NO	YES

- 8.5 Is the reporting entity a depository institution holding company with significant insurance operations as defined by the Board of Governors of Federal Reserve System or a subsidiary of the depository institution holding company? ..... Yes [ ] No [ X ]
- 8.6 If response to 8.5 is no, is the reporting entity a company or subsidiary of a company that has otherwise been made subject to the Federal Reserve Board's capital rule? ..... Yes [ ] No [ X ] N/A [ ]
9. What is the name and address of the independent certified public accountant or accounting firm retained to conduct the annual audit?  
PricewaterhouseCoopers, LLP, 101 Seaport Boulevard, Suite 500, Boston, MA 02210 .....
- 10.1 Has the insurer been granted any exemptions to the prohibited non-audit services provided by the certified independent public accountant requirements as allowed in Section 7H of the Annual Financial Reporting Model Regulation (Model Audit Rule), or substantially similar state law or regulation? ..... Yes [ ] No [ X ]
- 10.2 If the response to 10.1 is yes, provide information related to this exemption:  
.....
- 10.3 Has the insurer been granted any exemptions related to the other requirements of the Annual Financial Reporting Model Regulation as allowed for in Section 18A of the Model Regulation, or substantially similar state law or regulation? ..... Yes [ ] No [ X ]
- 10.4 If the response to 10.3 is yes, provide information related to this exemption:  
.....
- 10.5 Has the reporting entity established an Audit Committee in compliance with the domiciliary state insurance laws? ..... Yes [ X ] No [ ] N/A [ ]
- 10.6 If the response to 10.5 is no or n/a, please explain.  
.....
11. What is the name, address and affiliation (officer/employee of the reporting entity or actuary/consultant associated with an actuarial consulting firm) of the individual providing the statement of actuarial opinion/certification?  
Julie Frechette, Assitant Vice President and Actuary, FCAS, MAAA, 440 Lincoln Street, Worcester, MA 01653 .....
- 12.1 Does the reporting entity own any securities of a real estate holding company or otherwise hold real estate indirectly? ..... Yes [ ] No [ X ]
- 12.11 Name of real estate holding company ...
- 12.12 Number of parcels involved ..... 0
- 12.13 Total book/adjusted carrying value ..... \$ .....0
- 12.2 If yes, provide explanation  
.....
- 13. FOR UNITED STATES BRANCHES OF ALIEN REPORTING ENTITIES ONLY:**
- 13.1 What changes have been made during the year in the United States manager or the United States trustees of the reporting entity?  
.....
- 13.2 Does this statement contain all business transacted for the reporting entity through its United States Branch on risks wherever located? ..... Yes [ ] No [ ]
- 13.3 Have there been any changes made to any of the trust indentures during the year? ..... Yes [ ] No [ ]
- 13.4 If answer to (13.3) is yes, has the domiciliary or entry state approved the changes? ..... Yes [ ] No [ ] N/A [ ]
- 14.1 Are the senior officers (principal executive officer, principal financial officer, principal accounting officer or controller, or persons performing similar functions) of the reporting entity subject to a code of ethics, which includes the following standards? ..... Yes [ X ] No [ ]
- a. Honest and ethical conduct, including the ethical handling of actual or apparent conflicts of interest between personal and professional relationships;
- b. Full, fair, accurate, timely and understandable disclosure in the periodic reports required to be filed by the reporting entity;
- c. Compliance with applicable governmental laws, rules and regulations;
- d. The prompt internal reporting of violations to an appropriate person or persons identified in the code; and
- e. Accountability for adherence to the code.
- 14.11 If the response to 14.1 is No, please explain:  
.....
- 14.2 Has the code of ethics for senior managers been amended? ..... Yes [ ] No [ X ]
- 14.21 If the response to 14.2 is yes, provide information related to amendment(s).  
.....
- 14.3 Have any provisions of the code of ethics been waived for any of the specified officers? ..... Yes [ ] No [ X ]
- 14.31 If the response to 14.3 is yes, provide the nature of any waiver(s).  
.....



**ANNUAL STATEMENT FOR THE YEAR 2023 OF THE ALLMERICA FINANCIAL ALLIANCE INSURANCE COMPANY  
GENERAL INTERROGATORIES**

- 15.1 Is the reporting entity the beneficiary of a Letter of Credit that is unrelated to reinsurance where the issuing or confirming bank is not on the SVO Bank List? ..... Yes [ ] No [ X ]
- 15.2 If the response to 15.1 is yes, indicate the American Bankers Association (ABA) Routing Number and the name of the issuing or confirming bank of the Letter of Credit and describe the circumstances in which the Letter of Credit is triggered.

1 American Bankers Association (ABA) Routing Number	2 Issuing or Confirming Bank Name	3 Circumstances That Can Trigger the Letter of Credit	4 Amount
.....	.....	.....	0

**BOARD OF DIRECTORS**

16. Is the purchase or sale of all investments of the reporting entity passed upon either by the board of directors or a subordinate committee thereof? ..... Yes [ X ] No [ ]
17. Does the reporting entity keep a complete permanent record of the proceedings of its board of directors and all subordinate committees thereof? ..... Yes [ X ] No [ ]
18. Has the reporting entity an established procedure for disclosure to its board of directors or trustees of any material interest or affiliation on the part of any of its officers, directors, trustees or responsible employees that is in conflict or is likely to conflict with the official duties of such person? ..... Yes [ X ] No [ ]

**FINANCIAL**

19. Has this statement been prepared using a basis of accounting other than Statutory Accounting Principles (e.g., Generally Accepted Accounting Principles)? ..... Yes [ ] No [ X ]
- 20.1 Total amount loaned during the year (inclusive of Separate Accounts, exclusive of policy loans):
- |   |          |   |
|---|----------|---|
| 20.11 To directors or other officers.....               | \$ ..... | 0 |
| 20.12 To stockholders not officers.....                 | \$ ..... | 0 |
| 20.13 Trustees, supreme or grand (Fraternal Only) ..... | \$ ..... | 0 |
- 20.2 Total amount of loans outstanding at the end of year (inclusive of Separate Accounts, exclusive of policy loans):
- |   |          |   |
|---|----------|---|
| 20.21 To directors or other officers.....               | \$ ..... | 0 |
| 20.22 To stockholders not officers.....                 | \$ ..... | 0 |
| 20.23 Trustees, supreme or grand (Fraternal Only) ..... | \$ ..... | 0 |
- 21.1 Were any assets reported in this statement subject to a contractual obligation to transfer to another party without the liability for such obligation being reported in the statement? ..... Yes [ ] No [ X ]
- 21.2 If yes, state the amount thereof at December 31 of the current year:
- |                                 |          |   |
|---------------------------------|----------|---|
| 21.21 Rented from others.....   | \$ ..... | 0 |
| 21.22 Borrowed from others..... | \$ ..... | 0 |
| 21.23 Leased from others .....  | \$ ..... | 0 |
| 21.24 Other .....               | \$ ..... | 0 |
- 22.1 Does this statement include payments for assessments as described in the Annual Statement Instructions other than guaranty fund or guaranty association assessments? ..... Yes [ ] No [ X ]
- 22.2 If answer is yes:
- |   |          |   |
|---|----------|---|
| 22.21 Amount paid as losses or risk adjustment \$ ..... | 0        |   |
| 22.22 Amount paid as expenses .....                     | \$ ..... | 0 |
| 22.23 Other amounts paid .....                          | \$ ..... | 0 |
- 23.1 Does the reporting entity report any amounts due from parent, subsidiaries or affiliates on Page 2 of this statement? ..... Yes [ ] No [ X ]
- 23.2 If yes, indicate any amounts receivable from parent included in the Page 2 amount: ..... \$ .....
- 24.1 Does the insurer utilize third parties to pay agent commissions in which the amounts advanced by the third parties are not settled in full within 90 days? ..... Yes [ ] No [ X ]
- 24.2 If the response to 24.1 is yes, identify the third-party that pays the agents and whether they are a related party.

Name of Third-Party	Is the Third-Party Agent a Related Party (Yes/No)
.....	.....

**INVESTMENT**

- 25.01 Were all the stocks, bonds and other securities owned December 31 of current year, over which the reporting entity has exclusive control, in the actual possession of the reporting entity on said date? (other than securities lending programs addressed in 25.03)..... Yes [ X ] No [ ]

**ANNUAL STATEMENT FOR THE YEAR 2023 OF THE ALLMERICA FINANCIAL ALLIANCE INSURANCE COMPANY**  
**GENERAL INTERROGATORIES**

- 25.02 If no, give full and complete information, relating thereto  
 .....
- 25.03 For securities lending programs, provide a description of the program including value for collateral and amount of loaned securities, and whether collateral is carried on or off-balance sheet. (an alternative is to reference Note 17 where this information is also provided)  
 None- SEC lending program has been discontinued .....
- 25.04 For the reporting entity's securities lending program, report amount of collateral for conforming programs as outlined in the Risk-Based Capital Instructions. .... \$ .....0
- 25.05 For the reporting entity's securities lending program, report amount of collateral for other programs. .... \$ .....0
- 25.06 Does your securities lending program require 102% (domestic securities) and 105% (foreign securities) from the counterparty at the outset of the contract? ..... Yes [ ] No [ ] N/A [ X ]
- 25.07 Does the reporting entity non-admit when the collateral received from the counterparty falls below 100%? ..... Yes [ ] No [ ] N/A [ X ]
- 25.08 Does the reporting entity or the reporting entity's securities lending agent utilize the Master Securities lending Agreement (MSLA) to conduct securities lending? ..... Yes [ ] No [ ] N/A [ X ]
- 25.09 For the reporting entity's securities lending program state the amount of the following as of December 31 of the current year:
- 25.091 Total fair value of reinvested collateral assets reported on Schedule DL, Parts 1 and 2. .... \$ .....0
- 25.092 Total book/adjusted carrying value of reinvested collateral assets reported on Schedule DL, Parts 1 and 2 ..... \$ .....0
- 25.093 Total payable for securities lending reported on the liability page. .... \$ .....0

- 26.1 Were any of the stocks, bonds or other assets of the reporting entity owned at December 31 of the current year not exclusively under the control of the reporting entity or has the reporting entity sold or transferred any assets subject to a put option contract that is currently in force? (Exclude securities subject to Interrogatory 21.1 and 25.03). .... Yes [ X ] No [ ]
- 26.2 If yes, state the amount thereof at December 31 of the current year:
- 26.21 Subject to repurchase agreements ..... \$ .....0
- 26.22 Subject to reverse repurchase agreements ..... \$ .....0
- 26.23 Subject to dollar repurchase agreements ..... \$ .....0
- 26.24 Subject to reverse dollar repurchase agreements ..... \$ .....0
- 26.25 Placed under option agreements ..... \$ .....0
- 26.26 Letter stock or securities restricted as to sale - excluding FHLB Capital Stock ..... \$ .....0
- 26.27 FHLB Capital Stock ..... \$ .....0
- 26.28 On deposit with states ..... \$ .....6,668,364
- 26.29 On deposit with other regulatory bodies ..... \$ .....0
- 26.30 Pledged as collateral - excluding collateral pledged to an FHLB ..... \$ .....0
- 26.31 Pledged as collateral to FHLB - including assets backing funding agreements ..... \$ .....0
- 26.32 Other ..... \$ .....0

26.3 For category (26.26) provide the following:

1 Nature of Restriction	2 Description	3 Amount
.....	.....	0

- 27.1 Does the reporting entity have any hedging transactions reported on Schedule DB? ..... Yes [ ] No [ X ]
- 27.2 If yes, has a comprehensive description of the hedging program been made available to the domiciliary state? ..... Yes [ ] No [ ] N/A [ ]  
 If no, attach a description with this statement.

**LINES 27.3 through 27.5: FOR LIFE/FRATERNAL REPORTING ENTITIES ONLY:**

- 27.3 Does the reporting entity utilize derivatives to hedge variable annuity guarantees subject to fluctuations as a result of interest rate sensitivity? ..... Yes [ ] No [ ]
- 27.4 If the response to 27.3 is YES, does the reporting entity utilize:
- 27.41 Special accounting provision of SSAP No. 108 ..... Yes [ ] No [ ]
- 27.42 Permitted accounting practice ..... Yes [ ] No [ ]
- 27.43 Other accounting guidance ..... Yes [ ] No [ ]
- 27.5 By responding YES to 27.41 regarding utilizing the special accounting provisions of SSAP No. 108, the reporting entity attests to the following: ..... Yes [ ] No [ ]
- The reporting entity has obtained explicit approval from the domiciliary state.
  - Hedging strategy subject to the special accounting provisions is consistent with the requirements of VM-21.
  - Actuarial certification has been obtained which indicates that the hedging strategy is incorporated within the establishment of VM-21 reserves and provides the impact of the hedging strategy within the Actuarial Guideline Conditional Tail Expectation Amount.
  - Financial Officer Certification has been obtained which indicates that the hedging strategy meets the definition of a Clearly Defined Hedging Strategy within VM-21 and that the Clearly Defined Hedging Strategy is the hedging strategy being used by the company in its actual day-to-day risk mitigation efforts.
- 28.1 Were any preferred stocks or bonds owned as of December 31 of the current year mandatorily convertible into equity, or, at the option of the issuer, convertible into equity? ..... Yes [ ] No [ X ]
- 28.2 If yes, state the amount thereof at December 31 of the current year. .... \$ .....0
29. Excluding items in Schedule E - Part 3 - Special Deposits, real estate, mortgage loans and investments held physically in the reporting entity's offices, vaults or safety deposit boxes, were all stocks, bonds and other securities, owned throughout the current year held pursuant to a custodial agreement with a qualified bank or trust company in accordance with Section 1, III - General Examination Considerations, F. Outsourcing of Critical Functions, Custodial or Safekeeping Agreements of the NAIC Financial Condition Examiners Handbook?..... Yes [ X ] No [ ]
- 29.01 For agreements that comply with the requirements of the NAIC Financial Condition Examiners Handbook, complete the following:

1 Name of Custodian(s)	2 Custodian's Address
Bank of New York Mellon .....	225 Liberty Street, New York, NY 10286 .....

**ANNUAL STATEMENT FOR THE YEAR 2023 OF THE ALLMERICA FINANCIAL ALLIANCE INSURANCE COMPANY  
GENERAL INTERROGATORIES**

29.02 For all agreements that do not comply with the requirements of the NAIC Financial Condition Examiners Handbook, provide the name, location and a complete explanation:

1 Name(s)	2 Location(s)	3 Complete Explanation(s)
.....	.....	.....

29.03 Have there been any changes, including name changes, in the custodian(s) identified in 29.01 during the current year?..... Yes [ ] No [ X ]

29.04 If yes, give full and complete information relating thereto:

1 Old Custodian	2 New Custodian	3 Date of Change	4 Reason
.....	.....	.....	.....

29.05 Investment management – Identify all investment advisors, investment managers, broker/dealers, including individuals that have the authority to make investment decisions on behalf of the reporting entity. For assets that are managed internally by employees of the reporting entity, note as such. ["...that have access to the investment accounts"; "...handle securities"]

1 Name of Firm or Individual	2 Affiliation
Opus Investment Management, Inc .....	A.....

29.0597 For those firms/individuals listed in the table for Question 29.05, do any firms/individuals unaffiliated with the reporting entity (i.e. designated with a "U") manage more than 10% of the reporting entity's invested assets?..... Yes [ ] No [ ]

29.0598 For firms/individuals unaffiliated with the reporting entity (i.e. designated with a "U") listed in the table for Question 29.05, does the total assets under management aggregate to more than 50% of the reporting entity's invested assets?..... Yes [ ] No [ ]

29.06 For those firms or individuals listed in the table for 29.05 with an affiliation code of "A" (affiliated) or "U" (unaffiliated), provide the information for the table below.

1 Central Registration Depository Number	2 Name of Firm or Individual	3 Legal Entity Identifier (LEI)	4 Registered With	5 Investment Management Agreement (IMA) Filed
107569 .....	Opus Investment Management, Inc. ....	549300UFGZJWL1MOS85 .....	Securities Exchange Commission .....	DS.....

30.1 Does the reporting entity have any diversified mutual funds reported in Schedule D, Part 2 (diversified according to the Securities and Exchange Commission (SEC) in the Investment Company Act of 1940 [Section 5(b)(1)])? ..... Yes [ ] No [ X ]

30.2 If yes, complete the following schedule:

1 CUSIP #	2 Name of Mutual Fund	3 Book/Adjusted Carrying Value
.....	.....	0
30.2999 - Total		0

30.3 For each mutual fund listed in the table above, complete the following schedule:

1 Name of Mutual Fund (from above table)	2 Name of Significant Holding of the Mutual Fund	3 Amount of Mutual Fund's Book/Adjusted Carrying Value Attributable to the Holding	4 Date of Valuation
.....	.....	0	.....

**ANNUAL STATEMENT FOR THE YEAR 2023 OF THE ALLMERICA FINANCIAL ALLIANCE INSURANCE COMPANY**  
**GENERAL INTERROGATORIES**

31. Provide the following information for all short-term and long-term bonds and all preferred stocks. Do not substitute amortized value or statement value for fair value.

	1	2	3
	Statement (Admitted) Value	Fair Value	Excess of Statement over Fair Value (-), or Fair Value over Statement (+)
31.1 Bonds .....	28,493,875	26,961,507	(1,532,368)
31.2 Preferred stocks .....	0	0	0
31.3 Totals	28,493,875	26,961,507	(1,532,368)

31.4 Describe the sources or methods utilized in determining the fair values:

Fair values are obtained by a quoted market price if available, otherwise, fair values are estimated using independent pricing sources or internally developed pricing models using discounted cash flow analysis. ....

32.1 Was the rate used to calculate fair value determined by a broker or custodian for any of the securities in Schedule D? ..... Yes [ ] No [ X ]

32.2 If the answer to 32.1 is yes, does the reporting entity have a copy of the broker's or custodian's pricing policy (hard copy or electronic copy) for all brokers or custodians used as a pricing source? ..... Yes [ ] No [ ]

32.3 If the answer to 32.2 is no, describe the reporting entity's process for determining a reliable pricing source for purposes of disclosure of fair value for Schedule D:  
 .....

33.1 Have all the filing requirements of the Purposes and Procedures Manual of the NAIC Investment Analysis Office been followed? ..... Yes [ X ] No [ ]

33.2 If no, list exceptions:  
 .....

34. By self-designating 5GI securities, the reporting entity is certifying the following elements of each self-designated 5GI security:

- a. Documentation necessary to permit a full credit analysis of the security does not exist or an NAIC CRP credit rating for an FE or PL security is not available.
- b. Issuer or obligor is current on all contracted interest and principal payments.
- c. The insurer has an actual expectation of ultimate payment of all contracted interest and principal.

Has the reporting entity self-designated 5GI securities? ..... Yes [ ] No [ X ]

35. By self-designating PLGI securities, the reporting entity is certifying the following elements of each self-designated PLGI security:

- a. The security was purchased prior to January 1, 2018.
- b. The reporting entity is holding capital commensurate with the NAIC Designation reported for the security.
- c. The NAIC Designation was derived from the credit rating assigned by an NAIC CRP in its legal capacity as a NRSRO which is shown on a current private letter rating held by the insurer and available for examination by state insurance regulators.
- d. The reporting entity is not permitted to share this credit rating of the PL security with the SVO.

Has the reporting entity self-designated PLGI securities? ..... Yes [ ] No [ X ]

36. By assigning FE to a Schedule BA non-registered private fund, the reporting entity is certifying the following elements of each self-designated FE fund:

- a. The shares were purchased prior to January 1, 2019.
- b. The reporting entity is holding capital commensurate with the NAIC Designation reported for the security.
- c. The security had a public credit rating(s) with annual surveillance assigned by an NAIC CRP in its legal capacity as an NRSRO prior to January 1, 2019.
- d. The fund only or predominantly holds bonds in its portfolio.
- e. The current reported NAIC Designation was derived from the public credit rating(s) with annual surveillance assigned by an NAIC CRP in its legal capacity as an NRSRO.
- f. The public credit rating(s) with annual surveillance assigned by an NAIC CRP has not lapsed.

Has the reporting entity assigned FE to Schedule BA non-registered private funds that complied with the above criteria? ..... Yes [ ] No [ X ]

37. By rolling/renewing short-term or cash equivalent investments with continued reporting on Schedule DA, Part 1 or Schedule E Part 2 (identified through a code (%) in those investment schedules), the reporting entity is certifying to the following:

- a. The investment is a liquid asset that can be terminated by the reporting entity on the current maturity date.
- b. If the investment is with a nonrelated party or nonaffiliate, then it reflects an arms-length transaction with renewal completed at the discretion of all involved parties.
- c. If the investment is with a related party or affiliate, then the reporting entity has completed robust re-underwriting of the transaction for which documentation is available for regulator review.
- d. Short-term and cash equivalent investments that have been renewed/rolled from the prior period that do not meet the criteria in 37.a - 37.c are reported as long-term investments.

Has the reporting entity rolled/renewed short-term or cash equivalent investments in accordance with these criteria? ..... Yes [ X ] No [ ] N/A [ ]

**ANNUAL STATEMENT FOR THE YEAR 2023 OF THE ALLMERICA FINANCIAL ALLIANCE INSURANCE COMPANY**  
**GENERAL INTERROGATORIES**

38.1 Does the reporting entity directly hold cryptocurrencies? ..... Yes [ ] No [ X ]

38.2 If the response to 38.1 is yes, on what schedule are they reported?  
 .....

39.1 Does the reporting entity directly or indirectly accept cryptocurrencies as payments for premiums on policies? ..... Yes [ ] No [ X ]

39.2 If the response to 39.1 is yes, are the cryptocurrencies held directly or are they immediately converted to U.S. dollars?  
 39.21 Held directly ..... Yes [ ] No [ ]  
 39.22 Immediately converted to U.S. dollars ..... Yes [ ] No [ ]

39.3 If the response to 38.1 or 39.1 is yes, list all cryptocurrencies accepted for payments of premiums or that are held directly.

1 Name of Cryptocurrency	2 Immediately Converted to USD, Directly Held, or Both	3 Accepted for Payment of Premiums
.....	.....	.....

**OTHER**

40.1 Amount of payments to trade associations, service organizations and statistical or rating bureaus, if any? .....\$ .....0

40.2 List the name of the organization and the amount paid if any such payment represented 25% or more of the total payments to trade associations, service organizations and statistical or rating bureaus during the period covered by this statement.

1 Name	2 Amount Paid
.....	.....0

41.1 Amount of payments for legal expenses, if any? .....\$ .....0

41.2 List the name of the firm and the amount paid if any such payment represented 25% or more of the total payments for legal expenses during the period covered by this statement.

1 Name	2 Amount Paid
.....	.....0

42.1 Amount of payments for expenditures in connection with matters before legislative bodies, officers or departments of government, if any? .....\$ .....0

42.2 List the name of the firm and the amount paid if any such payment represented 25% or more of the total payment expenditures in connection with matters before legislative bodies, officers, or departments of government during the period covered by this statement.

1 Name	2 Amount Paid
.....	.....0

# GENERAL INTERROGATORIES

## PART 2 - PROPERTY AND CASUALTY INTERROGATORIES

1.1 Does the reporting entity have any direct Medicare Supplement Insurance in force? ..... Yes [ ] No [ X ]

1.2 If yes, indicate premium earned on U. S. business only. .... \$ 0

1.3 What portion of Item (1.2) is not reported on the Medicare Supplement Insurance Experience Exhibit? ..... \$ 0  
 1.31 Reason for excluding  
 .....

1.4 Indicate amount of earned premium attributable to Canadian and/or Other Alien not included in Item (1.2) above. .... \$ 0

1.5 Indicate total incurred claims on all Medicare Supplement Insurance. .... \$ 0

1.6 Individual policies:

	Most current three years:	
1.61 Total premium earned .....	\$ .....	0
1.62 Total incurred claims .....	\$ .....	0
1.63 Number of covered lives .....		0
All years prior to most current three years		
1.64 Total premium earned .....	\$ .....	0
1.65 Total incurred claims .....	\$ .....	0
1.66 Number of covered lives .....		0

1.7 Group policies:

	Most current three years:	
1.71 Total premium earned .....	\$ .....	0
1.72 Total incurred claims .....	\$ .....	0
1.73 Number of covered lives .....		0
All years prior to most current three years		
1.74 Total premium earned .....	\$ .....	0
1.75 Total incurred claims .....	\$ .....	0
1.76 Number of covered lives .....		0

2. Health Test:

	1 Current Year	2 Prior Year
2.1 Premium Numerator .....	0	0
2.2 Premium Denominator .....	0	0
2.3 Premium Ratio (2.1/2.2) .....	0.000	0.000
2.4 Reserve Numerator .....	0	0
2.5 Reserve Denominator .....	0	0
2.6 Reserve Ratio (2.4/2.5) .....	0.000	0.000

3.1 Did the reporting entity issue participating policies during the calendar year? ..... Yes [ X ] No [ ]

3.2 If yes, provide the amount of premium written for participating and/or non-participating policies during the calendar year:

3.21 Participating policies .....	\$ .....	318,841
3.22 Non-participating policies .....	\$ .....	214,879,350

4. For mutual reporting Entities and Reciprocal Exchanges Only:

4.1 Does the reporting entity issue assessable policies? ..... Yes [ ] No [ ]

4.2 Does the reporting entity issue non-assessable policies? ..... Yes [ ] No [ ]

4.3 If assessable policies are issued, what is the extent of the contingent liability of the policyholders? ..... % 0.0

4.4 Total amount of assessments paid or ordered to be paid during the year on deposit notes or contingent premiums. .... \$ 0

5. For Reciprocal Exchanges Only:

5.1 Does the Exchange appoint local agents? ..... Yes [ ] No [ ]

5.2 If yes, is the commission paid:

5.21 Out of Attorney's-in-fact compensation.....	Yes [ ]	No [ ]	N/A [ ]
5.22 As a direct expense of the exchange.....	Yes [ ]	No [ ]	N/A [ ]

5.3 What expenses of the Exchange are not paid out of the compensation of the Attorney-in-fact?  
 .....

5.4 Has any Attorney-in-fact compensation, contingent on fulfillment of certain conditions, been deferred? ..... Yes [ ] No [ ]

5.5 If yes, give full information  
 .....

**ANNUAL STATEMENT FOR THE YEAR 2023 OF THE ALLMERICA FINANCIAL ALLIANCE INSURANCE COMPANY  
GENERAL INTERROGATORIES**

**PART 2 - PROPERTY AND CASUALTY INTERROGATORIES**

- 6.1 What provision has this reporting entity made to protect itself from an excessive loss in the event of a catastrophe under a workers' compensation contract issued without limit of loss?  
The Company cedes 100% of its business to The Hanover Insurance Company (Hanover). Hanover maintains workers' compensation coverage under its casualty excess of loss reinsurance agreement. ....
- 6.2 Describe the method used to estimate this reporting entity's probable maximum insurance loss, and identify the type of insured exposures comprising that probable maximum loss, the locations of concentrations of those exposures and the external resources (such as consulting firms or computer software models), if any, used in the estimation process.  
The Company uses multiple models including Moody's/RMS RiskLink v21 and Verisk Extreme Event Solution/AIR Touchstone v10 Catastrophe Modeling software packages to estimate the Company's probable maximum loss. These exposures are a combination of personal and commercial property risks. The major concentration of losses is in the Northeast. ....
- 6.3 What provision has this reporting entity made (such as a catastrophic reinsurance program) to protect itself from an excessive loss arising from the types and concentrations of insured exposures comprising its probable maximum property insurance loss?  
The Company cedes 100% to the Hanover Insurance Company. We have catastrophe protection through a per occurrence excess of loss reinsurance agreement with Commonwealth Re Ltd. ("Commonwealth Re"), an independent company, licensed as a Special Purpose Insurer in Bermuda. The reinsurance agreement meets the requirements to be accounted for as reinsurance in accordance with the guidance for reinsurance contracts. In connection with the reinsurance agreement, Commonwealth Re first issued notes (generally referred to as "catastrophe bonds") to investors in amounts totaling \$150 million at July 1, 2022, consistent with the amount of coverage provided under the reinsurance agreement as described below. The proceeds were deposited in a reinsurance trust account. A second similar agreement for \$150 million was secured effective July 1, 2023. The reinsurance agreements provides us with coverage of up to \$300 million, made up of \$150 million for each of the two three-year periods ending June 30, 2025, and June 30, 2026 for catastrophe losses from named tropical storms or hurricanes, including all events or perils directly resulting from such storm or storm system, which may include, by way of example and not limitation, hurricane, wind, gusts, typhoon, hail, rain, tornadoes, cyclones, ensuing flood, storm surge, water damage, fire following, sprinkler leakage, riots, vandalism, and collapse. For events up to and including the end of the two three-year periods, we are entitled to begin recovering amounts under this reinsurance agreement if the covered losses in the covered area for a single occurrence reach an initial attachment amount of \$1.3 billion. The full \$300 million coverage amount is available until such covered losses reach a maximum \$1.6 billion. The attachment level and the maximum level (or exhaustion level) under the agreements may be reset annually to adjust the expected loss of the layer within a predetermined range. The coverage under the reinsurance agreements is limited to specified personal and commercial property coverage written in the following geographies in the United States: Connecticut, Delaware, District of Columbia, Maine, Maryland, Massachusetts, New Hampshire, New Jersey, New York, Pennsylvania, Rhode Island, Vermont and Virginia. Additionally, The Hanover has traditional reinsurance coverage which provides \$1.1 billion of occurrence reinsurance limit excess of \$200 million, placed at 100%. Plus, there is an additional \$150 million of traditional occurrence reinsurance limit at the top of the reinsurance structure, placed at 66.73%. ....
- 6.4 Does the reporting entity carry catastrophe reinsurance protection for at least one reinstatement, in an amount sufficient to cover its estimated probable maximum loss attributable to a single loss event or occurrence? ..... Yes [ ] No [ X ]
- 6.5 If no, describe any arrangements or mechanisms employed by the reporting entity to supplement its catastrophe reinsurance program or to hedge its exposure to uninsured catastrophic loss.  
The Company cedes 100% of its business to The Hanover Insurance Company. ....
- 7.1 Has this reporting entity reinsured any risk with any other entity under a quota share reinsurance contract that includes a provision that would limit the reinsurer's losses below the stated quota share percentage (e.g., a deductible, a loss ratio corridor, a loss cap, an aggregate limit or any similar provisions)? ..... Yes [ ] No [ X ]
- 7.2 If yes, indicate the number of reinsurance contracts containing such provisions: ..... 0
- 7.3 If yes, does the amount of reinsurance credit taken reflect the reduction in quota share coverage caused by any applicable limiting provision(s)? ..... Yes [ ] No [ ]
- 8.1 Has this reporting entity reinsured any risk with any other entity and agreed to release such entity from liability, in whole or in part, from any loss that may occur on this risk, or portion thereof, reinsured? ..... Yes [ ] No [ X ]
- 8.2 If yes, give full information  
.....
- 9.1 Has the reporting entity ceded any risk under any reinsurance contract (or under multiple contracts with the same reinsurer or its affiliates) for which during the period covered by the statement: (i) it recorded a positive or negative underwriting result greater than 5% of prior year-end surplus as regards policyholders or it reported calendar year written premium ceded or year-end loss and loss expense reserves ceded greater than 5% of prior year-end surplus as regards policyholders; (ii) it accounted for that contract as reinsurance and not as a deposit; and (iii) the contract(s) contain one or more of the following features or other features that would have similar results:  
(a) A contract term longer than two years and the contract is noncancellable by the reporting entity during the contract term;  
(b) A limited or conditional cancellation provision under which cancellation triggers an obligation by the reporting entity, or an affiliate of the reporting entity, to enter into a new reinsurance contract with the reinsurer, or an affiliate of the reinsurer;  
(c) Aggregate stop loss reinsurance coverage;  
(d) A unilateral right by either party (or both parties) to commute the reinsurance contract, whether conditional or not, except for such provisions which are only triggered by a decline in the credit status of the other party;  
(e) A provision permitting reporting of losses, or payment of losses, less frequently than on a quarterly basis (unless there is no activity during the period); or  
(f) Payment schedule, accumulating retentions from multiple years or any features inherently designed to delay timing of the reimbursement to the ceding entity. .... Yes [ ] No [ X ]
- 9.2 Has the reporting entity during the period covered by the statement ceded any risk under any reinsurance contract (or under multiple contracts with the same reinsurer or its affiliates), for which, during the period covered by the statement, it recorded a positive or negative underwriting result greater than 5% of prior year-end surplus as regards policyholders or it reported calendar year written premium ceded or year-end loss and loss expense reserves ceded greater than 5% of prior year-end surplus as regards policyholders; excluding cessions to approved pooling arrangements or to captive insurance companies that are directly or indirectly controlling, controlled by, or under common control with (i) one or more unaffiliated policyholders of the reporting entity, or (ii) an association of which one or more unaffiliated policyholders of the reporting entity is a member where:  
(a) The written premium ceded to the reinsurer by the reporting entity or its affiliates represents fifty percent (50%) or more of the entire direct and assumed premium written by the reinsurer based on its most recently available financial statement; or  
(b) Twenty-five percent (25%) or more of the written premium ceded to the reinsurer has been retroceded back to the reporting entity or its affiliates in a separate reinsurance contract. .... Yes [ ] No [ X ]
- 9.3 If yes to 9.1 or 9.2, please provide the following information in the Reinsurance Summary Supplemental Filing for General Interrogatory 9:  
(a) The aggregate financial statement impact gross of all such ceded reinsurance contracts on the balance sheet and statement of income;  
(b) A summary of the reinsurance contract terms and indicate whether it applies to the contracts meeting the criteria in 9.1 or 9.2; and  
(c) A brief discussion of management's principle objectives in entering into the reinsurance contract including the economic purpose to be achieved.
- 9.4 Except for transactions meeting the requirements of paragraph 36 of SSAP No. 62R - Property and Casualty Reinsurance, has the reporting entity ceded any risk under any reinsurance contract (or multiple contracts with the same reinsurer or its affiliates) during the period covered by the financial statement, and either:  
(a) Accounted for that contract as reinsurance (either prospective or retroactive) under statutory accounting principles ("SAP") and as a deposit under generally accepted accounting principles ("GAAP"); or  
(b) Accounted for that contract as reinsurance under GAAP and as a deposit under SAP? ..... Yes [ ] No [ X ]
- 9.5 If yes to 9.4, explain in the Reinsurance Summary Supplemental Filing for General Interrogatory 9 (Section D) why the contract(s) is treated differently for GAAP and SAP.

ANNUAL STATEMENT FOR THE YEAR 2023 OF THE ALLMERICA FINANCIAL ALLIANCE INSURANCE COMPANY

- 9.6 The reporting entity is exempt from the Reinsurance Attestation Supplement under one or more of the following criteria:
- (a) The entity does not utilize reinsurance; or, ..... Yes [ ] No [ X ]
  - (b) The entity only engages in a 100% quota share contract with an affiliate and the affiliated or lead company has filed an attestation supplement; or ..... Yes [ X ] No [ ]
  - (c) The entity has no external cessions and only participates in an intercompany pool and the affiliated or lead company has filed an attestation supplement. .... Yes [ ] No [ X ]
10. If the reporting entity has assumed risks from another entity, there should be charged on account of such reinsurances a reserve equal to that which the original entity would have been required to charge had it retained the risks. Has this been done? ..... Yes [ X ] No [ ] N/A [ ]



# GENERAL INTERROGATORIES

## PART 2 - PROPERTY AND CASUALTY INTERROGATORIES

- 11.1 Has the reporting entity guaranteed policies issued by any other entity and now in force? ..... Yes [ ] No [ X ]
- 11.2 If yes, give full information  
.....
- 12.1 If the reporting entity recorded accrued retrospective premiums on insurance contracts on Line 15.3 of the asset schedule, Page 2, state the amount of corresponding liabilities recorded for:
- 12.11 Unpaid losses .....\$ .....0  
12.12 Unpaid underwriting expenses (including loss adjustment expenses) .....\$ .....0
- 12.2 Of the amount on Line 15.3, Page 2, state the amount which is secured by letters of credit, collateral and other funds .....\$ .....0
- 12.3 If the reporting entity underwrites commercial insurance risks, such as workers' compensation, are premium notes or promissory notes accepted from its insureds covering unpaid premiums and/or unpaid losses? ..... Yes [ ] No [ X ] N/A [ ]
- 12.4 If yes, provide the range of interest rates charged under such notes during the period covered by this statement:
- 12.41 From .....0.0 %  
12.42 To.....0.0 %
- 12.5 Are letters of credit or collateral and other funds received from insureds being utilized by the reporting entity to secure premium notes or promissory notes taken by a reporting entity, or to secure any of the reporting entity's reported direct unpaid loss reserves, including unpaid losses under loss deductible features of commercial policies? ..... Yes [ ] No [ X ]
- 12.6 If yes, state the amount thereof at December 31 of the current year:
- 12.61 Letters of credit .....\$ .....0  
12.62 Collateral and other funds.....\$ .....0
- 13.1 Largest net aggregate amount insured in any one risk (excluding workers' compensation): .....\$ .....0
- 13.2 Does any reinsurance contract considered in the calculation of this amount include an aggregate limit of recovery without also including a reinstatement provision? ..... Yes [ ] No [ X ]
- 13.3 State the number of reinsurance contracts (excluding individual facultative risk certificates, but including facultative programs, automatic facilities or facultative obligatory contracts) considered in the calculation of the amount. ....0
- 14.1 Is the company a cedant in a multiple cedant reinsurance contract? ..... Yes [ ] No [ X ]
- 14.2 If yes, please describe the method of allocating and recording reinsurance among the cedants:  
.....
- 14.3 If the answer to 14.1 is yes, are the methods described in item 14.2 entirely contained in the respective multiple cedant reinsurance contracts? ..... Yes [ ] No [ ]
- 14.4 If the answer to 14.3 is no, are all the methods described in 14.2 entirely contained in written agreements? ..... Yes [ ] No [ ]
- 14.5 If the answer to 14.4 is no, please explain:  
.....
- 15.1 Has the reporting entity guaranteed any financed premium accounts? ..... Yes [ ] No [ X ]
- 15.2 If yes, give full information  
.....
- 16.1 Does the reporting entity write any warranty business? ..... Yes [ ] No [ X ]  
If yes, disclose the following information for each of the following types of warranty coverage:

	1 Direct Losses Incurred	2 Direct Losses Unpaid	3 Direct Written Premium	4 Direct Premium Unearned	5 Direct Premium Earned
16.11 Home .....	0	0	0	0	0
16.12 Products .....	0	0	0	0	0
16.13 Automobile .....	0	0	0	0	0
16.14 Other* .....	0	0	0	0	0

\* Disclose type of coverage:  
.....

# GENERAL INTERROGATORIES

## PART 2 - PROPERTY AND CASUALTY INTERROGATORIES

17.1 Does the reporting entity include amounts recoverable on unauthorized reinsurance in Schedule F - Part 3 that is exempt from the statutory provision for unauthorized reinsurance? ..... Yes [ ] No [ X ]

Incurred but not reported losses on contracts in force prior to July 1, 1984, and not subsequently renewed are exempt from the statutory provision for unauthorized reinsurance. Provide the following information for this exemption:

17.11 Gross amount of unauthorized reinsurance in Schedule F - Part 3 exempt from the statutory provision for unauthorized reinsurance .....	\$ .....	0
17.12 Unfunded portion of Interrogatory 17.11 .....	\$ .....	0
17.13 Paid losses and loss adjustment expenses portion of Interrogatory 17.11.....	\$ .....	0
17.14 Case reserves portion of Interrogatory 17.11 .....	\$ .....	0
17.15 Incurred but not reported portion of Interrogatory 17.11 .....	\$ .....	0
17.16 Unearned premium portion of Interrogatory 17.11 .....	\$ .....	0
17.17 Contingent commission portion of Interrogatory 17.11 .....	\$ .....	0

18.1 Do you act as a custodian for health savings accounts? ..... Yes [ ] No [ X ]

18.2 If yes, please provide the amount of custodial funds held as of the reporting date. .... \$ ..... 0

18.3 Do you act as an administrator for health savings accounts? ..... Yes [ ] No [ X ]

18.4 If yes, please provide the balance of funds administered as of the reporting date. .... \$ ..... 0

19. Is the reporting entity licensed or chartered, registered, qualified, eligible or writing business in at least two states? ..... Yes [ X ] No [ ]

19.1 If no, does the reporting entity assume reinsurance business that covers risks residing in at least one state other than the state of domicile of the reporting entity? ..... Yes [ ] No [ ]

ANNUAL STATEMENT FOR THE YEAR 2023 OF THE ALLMERICA FINANCIAL ALLIANCE INSURANCE COMPANY

**FIVE-YEAR HISTORICAL DATA**

Show amounts in whole dollars only, no cents; show percentages to one decimal place, i.e. 17.6.

	1 2023	2 2022	3 2021	4 2020	5 2019
<b>Gross Premiums Written (Page 8, Part 1B Cols. 1, 2 &amp; 3)</b>					
1. Liability lines (Lines 11, 16, 17, 18 & 19)	126,472,863	114,532,390	100,561,582	98,962,304	101,680,025
2. Property lines (Lines 1, 2, 9, 12, 21 & 26)	88,725,328	76,264,110	62,993,890	59,982,238	66,545,856
3. Property and liability combined lines (Lines 3, 4, 5, 8, 22 & 27)	0	0	0	0	0
4. All other lines (Lines 6, 10, 13, 14, 15, 23, 24, 28, 29, 30 & 34)	0	0	0	0	0
5. Nonproportional reinsurance lines (Lines 31, 32 & 33)	0	0	0	0	0
6. Total (Line 35)	215,198,191	190,796,500	163,555,472	158,944,542	168,225,881
<b>Net Premiums Written (Page 8, Part 1B, Col. 6)</b>					
7. Liability lines (Lines 11, 16, 17, 18 & 19)	0	0	0	0	0
8. Property lines (Lines 1, 2, 9, 12, 21 & 26)	0	0	0	0	0
9. Property and liability combined lines (Lines 3, 4, 5, 8, 22 & 27)	0	0	0	0	0
10. All other lines (Lines 6, 10, 13, 14, 15, 23, 24, 28, 29, 30 & 34)	0	0	0	0	0
11. Nonproportional reinsurance lines (Lines 31, 32 & 33)	0	0	0	0	0
12. Total (Line 35)	0	0	0	0	0
<b>Statement of Income (Page 4)</b>					
13. Net underwriting gain (loss) (Line 8)	0	0	0	0	0
14. Net investment gain (loss) (Line 11)	651,965	469,223	490,525	557,836	609,552
15. Total other income (Line 15)	0	0	0	0	0
16. Dividends to policyholders (Line 17)	0	0	0	0	0
17. Federal and foreign income taxes incurred (Line 19)	127,765	100,851	104,547	122,398	112,617
18. Net income (Line 20)	524,200	368,372	385,978	435,438	496,935
<b>Balance Sheet Lines (Pages 2 and 3)</b>					
19. Total admitted assets excluding protected cell business (Page 2, Line 26, Col. 3)	28,950,215	23,417,703	20,044,718	19,668,010	19,623,082
20. Premiums and considerations (Page 2, Col. 3)					
20.1 In course of collection (Line 15.1)	0	0	0	0	0
20.2 Deferred and not yet due (Line 15.2)	0	0	0	0	0
20.3 Accrued retrospective premiums (Line 15.3)	0	0	0	0	0
21. Total liabilities excluding protected cell business (Page 3, Line 26)	35,770	18,221	19,160	33,989	34,629
22. Losses (Page 3, Line 1)	0	0	0	0	0
23. Loss adjustment expenses (Page 3, Line 3)	0	0	0	0	0
24. Unearned premiums (Page 3, Line 9)	0	0	0	0	0
25. Capital paid up (Page 3, Lines 30 & 31)	5,000,000	5,000,000	5,000,000	5,000,000	5,000,000
26. Surplus as regards policyholders (Page 3, Line 37)	28,914,445	23,399,482	20,025,558	19,634,021	19,588,453
<b>Cash Flow (Page 5)</b>					
27. Net cash from operations (Line 11)	455,183	376,587	395,421	415,972	432,449
<b>Risk-Based Capital Analysis</b>					
28. Total adjusted capital	28,914,445	23,399,482	20,025,558	19,634,021	19,588,453
29. Authorized control level risk-based capital	211,225	167,470	153,836	97,190	99,899
<b>Percentage Distribution of Cash, Cash Equivalents and Invested Assets (Page 2, Col. 3) (Line divided by Page 2, Line 12, Col. 3) x100.0</b>					
30. Bonds (Line 1)	96.8	98.5	98.1	99.0	99.3
31. Stocks (Lines 2.1 & 2.2)	0.0	0.0	0.0	0.0	0.0
32. Mortgage loans on real estate (Lines 3.1 and 3.2)	0.0	0.0	0.0	0.0	0.0
33. Real estate (Lines 4.1, 4.2 & 4.3)	0.0	0.0	0.0	0.0	0.0
34. Cash, cash equivalents and short-term investments (Line 5)	3.2	1.4	1.9	1.0	0.7
35. Contract loans (Line 6)	0.0	0.0	0.0	0.0	0.0
36. Derivatives (Line 7)	0.0	0.0	0.0	0.0	0.0
37. Other invested assets (Line 8)	0.0	0.0	0.0	0.0	0.0
38. Receivables for securities (Line 9)	0.1	0.1	0.0	0.0	0.0
39. Securities lending reinvested collateral assets (Line 10)	0.0	0.0	0.0	0.0	0.0
40. Aggregate write-ins for invested assets (Line 11)	0.0	0.0	0.0	0.0	0.0
41. Cash, cash equivalents and invested assets (Line 12)	100.0	100.0	100.0	100.0	100.0
<b>Investments in Parent, Subsidiaries and Affiliates</b>					
42. Affiliated bonds (Schedule D, Summary, Line 12, Col. 1)	0	0	0	0	0
43. Affiliated preferred stocks (Schedule D, Summary, Line 18, Col. 1)	0	0	0	0	0
44. Affiliated common stocks (Schedule D, Summary, Line 24, Col. 1)	0	0	0	0	0
45. Affiliated short-term investments (subtotals included in Schedule DA Verification, Col. 5, Line 10)	0	0	0	0	0
46. Affiliated mortgage loans on real estate	0	0	0	0	0
47. All other affiliated	0	0	0	0	0
48. Total of above Lines 42 to 47	0	0	0	0	0
49. Total Investment in Parent included in Lines 42 to 47 above	0	0	0	0	0
50. Percentage of investments in parent, subsidiaries and affiliates to surplus as regards policyholders (Line 48 above divided by Page 3, Col. 1, Line 37 x 100.0)	0.0	0.0	0.0	0.0	0.0

**FIVE-YEAR HISTORICAL DATA**

(Continued)

	1 2023	2 2022	3 2021	4 2020	5 2019
<b>Capital and Surplus Accounts (Page 4)</b>					
51. Net unrealized capital gains (losses) (Line 24) .....	0	0	0	0	0
52. Dividends to stockholders (Line 35) .....	0	0	0	(400,000)	(400,000)
53. Change in surplus as regards policyholders for the year (Line 38) .....	5,514,963	3,373,924	391,537	45,568	89,139
<b>Gross Losses Paid (Page 9, Part 2, Cols. 1 &amp; 2)</b>					
54. Liability lines (Lines 11, 16, 17, 18 & 19) .....	67,137,529	58,847,913	46,715,536	54,339,852	56,111,169
55. Property lines (Lines 1, 2, 9, 12, 21 & 26) .....	65,378,673	49,808,948	34,741,214	31,090,965	40,737,976
56. Property and liability combined lines (Lines 3, 4, 5, 8, 22 & 27) .....	0	0	0	0	0
57. All other lines (Lines 6, 10, 13, 14, 15, 23, 24, 28, 29, 30 & 34) .....	0	0	0	0	0
58. Nonproportional reinsurance lines (Lines 31, 32 & 33) .....	0	0	0	0	0
59. Total (Line 35) .....	132,516,202	108,656,861	81,456,750	85,430,817	96,849,145
<b>Net Losses Paid (Page 9, Part 2, Col. 4)</b>					
60. Liability lines (Lines 11, 16, 17, 18 & 19) .....	0	0	0	0	0
61. Property lines (Lines 1, 2, 9, 12, 21 & 26) .....	0	0	0	0	0
62. Property and liability combined lines (Lines 3, 4, 5, 8, 22 & 27) .....	0	0	0	0	0
63. All other lines (Lines 6, 10, 13, 14, 15, 23, 24, 28, 29, 30 & 34) .....	0	0	0	0	0
64. Nonproportional reinsurance lines (Lines 31, 32 & 33) .....	0	0	0	0	0
65. Total (Line 35) .....	0	0	0	0	0
<b>Operating Percentages (Page 4) (Line divided by Page 4, Line 1) x 100.0</b>					
66. Premiums earned (Line 1) .....	100.0	100.0	100.0	100.0	100.0
67. Losses incurred (Line 2) .....	0.0	0.0	0.0	0.0	0.0
68. Loss expenses incurred (Line 3) .....	0.0	0.0	0.0	0.0	0.0
69. Other underwriting expenses incurred (Line 4) .....	0.0	0.0	0.0	0.0	0.0
70. Net underwriting gain (loss) (Line 8) .....	0.0	0.0	0.0	0.0	0.0
<b>Other Percentages</b>					
71. Other underwriting expenses to net premiums written (Page 4, Lines 4 + 5 - 15 divided by Page 8, Part 1B, Col. 6, Line 35 x 100.0) .....	0.0	0.0	0.0	0.0	0.0
72. Losses and loss expenses incurred to premiums earned (Page 4, Lines 2 + 3 divided by Page 4, Line 1 x 100.0) .....	0.0	0.0	0.0	0.0	0.0
73. Net premiums written to policyholders' surplus (Page 8, Part 1B, Col. 6, Line 35 divided by Page 3, Line 37, Col. 1 x 100.0) .....	0.0	0.0	0.0	0.0	0.0
<b>One Year Loss Development (\$000 omitted)</b>					
74. Development in estimated losses and loss expenses incurred prior to current year (Schedule P - Part 2 - Summary, Line 12, Col. 11) .....	0	0	0	0	0
75. Percent of development of losses and loss expenses incurred to policyholders' surplus of prior year end (Line 74 above divided by Page 4, Line 21, Col. 1 x 100.0).....	0.0	0.0	0.0	0.0	0.0
<b>Two Year Loss Development (\$000 omitted)</b>					
76. Development in estimated losses and loss expenses incurred two years before the current year and prior year (Schedule P, Part 2 - Summary, Line 12, Col. 12) .....	0	0	0	0	0
77. Percent of development of losses and loss expenses incurred to reported policyholders' surplus of second prior year end (Line 76 above divided by Page 4, Line 21, Col. 2 x 100.0) .....	0.0	0.0	0.0	0.0	0.0

NOTE: If a party to a merger, have the two most recent years of this exhibit been restated due to a merger in compliance with the disclosure requirements of SSAP No. 3, Accounting Changes and Correction of Errors? ..... Yes [ ] No [ ]  
 If no, please explain: .....



ANNUAL STATEMENT FOR THE YEAR 2023 OF THE ALLMERICA FINANCIAL ALLIANCE INSURANCE COMPANY

EXHIBIT OF PREMIUMS AND LOSSES (Statutory Page 14)

NAIC Group Code 0088

BUSINESS IN THE STATE OF Alabama

DURING THE YEAR 2023

NAIC Company Code 10212

Table with 12 columns: Line of Business, Direct Premiums Written, Direct Premiums Earned, Dividends Paid or Credited to Policyholders on Direct Business, Direct Unearned Premium Reserves, Direct Losses Paid (deducting salvage), Direct Losses Incurred, Direct Losses Unpaid, Direct Defense and Cost Containment Expense Paid, Direct Defense and Cost Containment Expense Incurred, Direct Defense and Cost Containment Expense Unpaid, Commissions and Brokerage Expenses, Taxes, Licenses and Fees. Rows include various insurance lines like Fire, Multiple Peril Crop, Federal Flood, etc., ending with a Total (a) row and a DETAILS OF WRITE-INS section.

(a) Finance and service charges not included in Lines 1 to 35 \$ 173

(b) For health business on indicated lines report: Number of persons insured under PPO managed care products 0 and number of persons insured under indemnity only products 0

19AL



ANNUAL STATEMENT FOR THE YEAR 2023 OF THE ALLMERICA FINANCIAL ALLIANCE INSURANCE COMPANY

EXHIBIT OF PREMIUMS AND LOSSES (Statutory Page 14)

NAIC Group Code 0088

BUSINESS IN THE STATE OF Alaska

DURING THE YEAR 2023

NAIC Company Code 10212

Table with 12 columns: Line of Business, Gross Premiums (Direct Written, Direct Earned), Dividends Paid, Direct Unearned Premium Reserves, Direct Losses Paid, Direct Losses Incurred, Direct Losses Unpaid, Direct Defense and Cost Containment Expense Paid, Direct Defense and Cost Containment Expense Incurred, Direct Defense and Cost Containment Expense Unpaid, Commissions and Brokerage Expenses, Taxes, Licenses and Fees. Rows include Fire, Multiple Peril Crop, Federal Flood, etc.

19AK

(a) Finance and service charges not included in Lines 1 to 35 \$ .....0
(b) For health business on indicated lines report: Number of persons insured under PPO managed care products .....0 and number of persons insured under indemnity only products .....



ANNUAL STATEMENT FOR THE YEAR 2023 OF THE ALLMERICA FINANCIAL ALLIANCE INSURANCE COMPANY

EXHIBIT OF PREMIUMS AND LOSSES (Statutory Page 14)

NAIC Group Code 0088

BUSINESS IN THE STATE OF Arizona

DURING THE YEAR 2023

NAIC Company Code 10212

Table with 12 columns: Line of Business, Direct Premiums Written, Direct Premiums Earned, Dividends Paid or Credited to Policyholders on Direct Business, Direct Unearned Premium Reserves, Direct Losses Paid (deducting salvage), Direct Losses Incurred, Direct Losses Unpaid, Direct Defense and Cost Containment Expense Paid, Direct Defense and Cost Containment Expense Incurred, Direct Defense and Cost Containment Expense Unpaid, Commissions and Brokerage Expenses, Taxes, Licenses and Fees. Rows include various insurance categories like Fire, Multiple Peril Crop, Federal Flood, etc., ending with a Total (a) row and a DETAILS OF WRITE-INS section.

19AZ

(a) Finance and service charges not included in Lines 1 to 35 \$ 1,602
(b) For health business on indicated lines report: Number of persons insured under PPO managed care products 0 and number of persons insured under indemnity only products 0.



ANNUAL STATEMENT FOR THE YEAR 2023 OF THE ALLMERICA FINANCIAL ALLIANCE INSURANCE COMPANY

EXHIBIT OF PREMIUMS AND LOSSES (Statutory Page 14)

NAIC Group Code 0088

BUSINESS IN THE STATE OF Arkansas

DURING THE YEAR 2023

NAIC Company Code 10212

Table with 12 columns: Line of Business, Direct Premiums Written, Direct Premiums Earned, Dividends Paid or Credited to Policyholders on Direct Business, Direct Unearned Premium Reserves, Direct Losses Paid (deducting salvage), Direct Losses Incurred, Direct Losses Unpaid, Direct Defense and Cost Containment Expense Paid, Direct Defense and Cost Containment Expense Incurred, Direct Defense and Cost Containment Expense Unpaid, Commissions and Brokerage Expenses, Taxes, Licenses and Fees. Rows include various insurance categories like Fire, Multiple Peril Crop, Federal Flood, etc., ending with a Total (a) row and a DETAILS OF WRITE-INS section.

19 AR

(a) Finance and service charges not included in Lines 1 to 35 \$ 708

(b) For health business on indicated lines report: Number of persons insured under PPO managed care products 0 and number of persons insured under indemnity only products 0





ANNUAL STATEMENT FOR THE YEAR 2023 OF THE ALLMERICA FINANCIAL ALLIANCE INSURANCE COMPANY

EXHIBIT OF PREMIUMS AND LOSSES (Statutory Page 14)

NAIC Group Code 0088

BUSINESS IN THE STATE OF Colorado

DURING THE YEAR 2023

NAIC Company Code 10212

Table with 12 columns: Line of Business, Direct Premiums Written, Direct Premiums Earned, Dividends Paid or Credited to Policyholders on Direct Business, Direct Unearned Premium Reserves, Direct Losses Paid (deducting salvage), Direct Losses Incurred, Direct Losses Unpaid, Direct Defense and Cost Containment Expense Paid, Direct Defense and Cost Containment Expense Incurred, Direct Defense and Cost Containment Expense Unpaid, Commissions and Brokerage Expenses, Taxes, Licenses and Fees. Rows include various insurance lines like Fire, Multiple Peril Crop, Federal Flood, etc., ending with a Total (a) row.

(a) Finance and service charges not included in Lines 1 to 35 \$ 1,304

(b) For health business on indicated lines report: Number of persons insured under PPO managed care products 0 and number of persons insured under indemnity only products 0

19 CO



ANNUAL STATEMENT FOR THE YEAR 2023 OF THE ALLMERICA FINANCIAL ALLIANCE INSURANCE COMPANY

EXHIBIT OF PREMIUMS AND LOSSES (Statutory Page 14)

NAIC Group Code 0088

BUSINESS IN THE STATE OF Connecticut

DURING THE YEAR 2023

NAIC Company Code 10212

Table with 12 columns: Line of Business, Direct Premiums Written, Direct Premiums Earned, Dividends Paid or Credited to Policyholders on Direct Business, Direct Unearned Premium Reserves, Direct Losses Paid (deducting salvage), Direct Losses Incurred, Direct Losses Unpaid, Direct Defense and Cost Containment Expense Paid, Direct Defense and Cost Containment Expense Incurred, Direct Defense and Cost Containment Expense Unpaid, Commissions and Brokerage Expenses, Taxes, Licenses and Fees. Rows include various insurance categories like Fire, Multiple Peril Crop, Federal Flood, etc., and a 'DETAILS OF WRITE-INS' section at the bottom.

(a) Finance and service charges not included in Lines 1 to 35 \$ 1,501

(b) For health business on indicated lines report: Number of persons insured under PPO managed care products 0 and number of persons insured under indemnity only products 0

19 CT



ANNUAL STATEMENT FOR THE YEAR 2023 OF THE ALLMERICA FINANCIAL ALLIANCE INSURANCE COMPANY

EXHIBIT OF PREMIUMS AND LOSSES (Statutory Page 14)

NAIC Group Code 0088

BUSINESS IN THE STATE OF Delaware

DURING THE YEAR 2023

NAIC Company Code 10212

Table with 12 columns: Line of Business, Direct Premiums Written, Direct Premiums Earned, Dividends Paid or Credited to Policyholders on Direct Business, Direct Unearned Premium Reserves, Direct Losses Paid (deducting salvage), Direct Losses Incurred, Direct Losses Unpaid, Direct Defense and Cost Containment Expense Paid, Direct Defense and Cost Containment Expense Incurred, Direct Defense and Cost Containment Expense Unpaid, Commissions and Brokerage Expenses, Taxes, Licenses and Fees. Rows include various insurance categories like Fire, Multiple Peril Crop, Federal Flood, etc., ending with a Total (a) row and a DETAILS OF WRITE-INS section.

(a) Finance and service charges not included in Lines 1 to 35 \$ 344

(b) For health business on indicated lines report: Number of persons insured under PPO managed care products 0 and number of persons insured under indemnity only products 0

19 DE



ANNUAL STATEMENT FOR THE YEAR 2023 OF THE ALLMERICA FINANCIAL ALLIANCE INSURANCE COMPANY

EXHIBIT OF PREMIUMS AND LOSSES (Statutory Page 14)

NAIC Group Code 0088

BUSINESS IN THE STATE OF District of Columbia

DURING THE YEAR 2023

NAIC Company Code 10212

Table with 12 columns: Line of Business, Direct Premiums Written, Direct Premiums Earned, Dividends Paid or Credited to Policyholders on Direct Business, Direct Unearned Premium Reserves, Direct Losses Paid (deducting salvage), Direct Losses Incurred, Direct Losses Unpaid, Direct Defense and Cost Containment Expense Paid, Direct Defense and Cost Containment Expense Incurred, Direct Defense and Cost Containment Expense Unpaid, Commissions and Brokerage Expenses, Taxes, Licenses and Fees. Rows include various insurance categories like Fire, Multiple Peril Crop, Federal Flood, etc., ending with a Total (a) row and a DETAILS OF WRITE-INS section.

(a) Finance and service charges not included in Lines 1 to 35 \$ 793

(b) For health business on indicated lines report: Number of persons insured under PPO managed care products 0 and number of persons insured under indemnity only products 0

19.DC



ANNUAL STATEMENT FOR THE YEAR 2023 OF THE ALLMERICA FINANCIAL ALLIANCE INSURANCE COMPANY

EXHIBIT OF PREMIUMS AND LOSSES (Statutory Page 14)

NAIC Group Code 0088

BUSINESS IN THE STATE OF Florida

DURING THE YEAR 2023

NAIC Company Code 10212

Table with 12 columns: Line of Business, Direct Premiums Written, Direct Premiums Earned, Dividends Paid or Credited to Policyholders on Direct Business, Direct Unearned Premium Reserves, Direct Losses Paid (deducting salvage), Direct Losses Incurred, Direct Losses Unpaid, Direct Defense and Cost Containment Expense Paid, Direct Defense and Cost Containment Expense Incurred, Direct Defense and Cost Containment Expense Unpaid, Commissions and Brokerage Expenses, Taxes, Licenses and Fees. Rows include various insurance lines like Fire, Multiple Peril Crop, Federal Flood, etc., and a 'DETAILS OF WRITE-INS' section at the bottom.

19 FL

(a) Finance and service charges not included in Lines 1 to 35 \$ .....0
(b) For health business on indicated lines report: Number of persons insured under PPO managed care products .....0 and number of persons insured under indemnity only products .....0 .



ANNUAL STATEMENT FOR THE YEAR 2023 OF THE ALLMERICA FINANCIAL ALLIANCE INSURANCE COMPANY

EXHIBIT OF PREMIUMS AND LOSSES (Statutory Page 14)

NAIC Group Code 0088

BUSINESS IN THE STATE OF Georgia

DURING THE YEAR 2023

NAIC Company Code 10212

Table with 12 columns: Line of Business, Direct Premiums Written, Direct Premiums Earned, Dividends Paid or Credited to Policyholders on Direct Business, Direct Unearned Premium Reserves, Direct Losses Paid (deducting salvage), Direct Losses Incurred, Direct Losses Unpaid, Direct Defense and Cost Containment Expense Paid, Direct Defense and Cost Containment Expense Incurred, Direct Defense and Cost Containment Expense Unpaid, Commissions and Brokerage Expenses, Taxes, Licenses and Fees. Rows include various insurance lines like Fire, Multiple Peril Crop, Federal Flood, etc., and a 'DETAILS OF WRITE-INS' section at the bottom.

(a) Finance and service charges not included in Lines 1 to 35 \$ 6,149

(b) For health business on indicated lines report: Number of persons insured under PPO managed care products 0 and number of persons insured under indemnity only products 0

19 GA



ANNUAL STATEMENT FOR THE YEAR 2023 OF THE ALLMERICA FINANCIAL ALLIANCE INSURANCE COMPANY

EXHIBIT OF PREMIUMS AND LOSSES (Statutory Page 14)

NAIC Group Code 0088

BUSINESS IN THE STATE OF Hawaii

DURING THE YEAR 2023

NAIC Company Code 10212

Table with 12 columns: Line of Business, Direct Premiums Written, Direct Premiums Earned, Dividends Paid or Credited to Policyholders on Direct Business, Direct Unearned Premium Reserves, Direct Losses Paid (deducting salvage), Direct Losses Incurred, Direct Losses Unpaid, Direct Defense and Cost Containment Expense Paid, Direct Defense and Cost Containment Expense Incurred, Direct Defense and Cost Containment Expense Unpaid, Commissions and Brokerage Expenses, Taxes, Licenses and Fees. Rows include various insurance lines like Fire, Multiple Peril Crop, Federal Flood, etc., ending with a Total (a) row and a DETAILS OF WRITE-INS section.

(a) Finance and service charges not included in Lines 1 to 35 \$ .....0
(b) For health business on indicated lines report: Number of persons insured under PPO managed care products .....0 and number of persons insured under indemnity only products .....

19.HI



ANNUAL STATEMENT FOR THE YEAR 2023 OF THE ALLMERICA FINANCIAL ALLIANCE INSURANCE COMPANY

EXHIBIT OF PREMIUMS AND LOSSES (Statutory Page 14)

NAIC Group Code 0088

BUSINESS IN THE STATE OF Idaho

DURING THE YEAR 2023

NAIC Company Code 10212

Table with 12 columns: Line of Business, Direct Premiums Written, Direct Premiums Earned, Dividends Paid or Credited to Policyholders on Direct Business, Direct Unearned Premium Reserves, Direct Losses Paid (deducting salvage), Direct Losses Incurred, Direct Losses Unpaid, Direct Defense and Cost Containment Expense Paid, Direct Defense and Cost Containment Expense Incurred, Direct Defense and Cost Containment Expense Unpaid, Commissions and Brokerage Expenses, Taxes, Licenses and Fees. Rows include various insurance categories like Fire, Multiple Peril Crop, Federal Flood, etc., ending with a Total (a) row and a DETAILS OF WRITE-INS section.

(a) Finance and service charges not included in Lines 1 to 35 \$ 13

(b) For health business on indicated lines report: Number of persons insured under PPO managed care products 0 and number of persons insured under indemnity only products 0

191D





ANNUAL STATEMENT FOR THE YEAR 2023 OF THE ALLMERICA FINANCIAL ALLIANCE INSURANCE COMPANY

EXHIBIT OF PREMIUMS AND LOSSES (Statutory Page 14)

NAIC Group Code 0088

BUSINESS IN THE STATE OF Illinois

DURING THE YEAR 2023

NAIC Company Code 10212

Table with 12 columns: Line of Business, Direct Premiums Written, Direct Premiums Earned, Dividends Paid or Credited to Policyholders on Direct Business, Direct Unearned Premium Reserves, Direct Losses Paid (deducting salvage), Direct Losses Incurred, Direct Losses Unpaid, Direct Defense and Cost Containment Expense Paid, Direct Defense and Cost Containment Expense Incurred, Direct Defense and Cost Containment Expense Unpaid, Commissions and Brokerage Expenses, Taxes, Licenses and Fees. Rows include various insurance categories like Fire, Multiple Peril Crop, Federal Flood, etc., ending with a Total (a) row.

(a) Finance and service charges not included in Lines 1 to 35 \$ 506,013

(b) For health business on indicated lines report: Number of persons insured under PPO managed care products 0 and number of persons insured under indemnity only products 0

19.1L



ANNUAL STATEMENT FOR THE YEAR 2023 OF THE ALLMERICA FINANCIAL ALLIANCE INSURANCE COMPANY

EXHIBIT OF PREMIUMS AND LOSSES (Statutory Page 14)

NAIC Group Code 0088

BUSINESS IN THE STATE OF Indiana

DURING THE YEAR 2023

NAIC Company Code 10212

Table with 12 columns: Line of Business, Direct Premiums Written, Direct Premiums Earned, Dividends Paid or Credited to Policyholders on Direct Business, Direct Unearned Premium Reserves, Direct Losses Paid (deducting salvage), Direct Losses Incurred, Direct Losses Unpaid, Direct Defense and Cost Containment Expense Paid, Direct Defense and Cost Containment Expense Incurred, Direct Defense and Cost Containment Expense Unpaid, Commissions and Brokerage Expenses, Taxes, Licenses and Fees. Rows include various insurance categories like Fire, Multiple Peril Crop, Federal Flood, etc., and a 'TOTAL (a)' row.

(a) Finance and service charges not included in Lines 1 to 35 \$ 2,467

(b) For health business on indicated lines report: Number of persons insured under PPO managed care products 0 and number of persons insured under indemnity only products 0

19.IN



ANNUAL STATEMENT FOR THE YEAR 2023 OF THE ALLMERICA FINANCIAL ALLIANCE INSURANCE COMPANY

EXHIBIT OF PREMIUMS AND LOSSES (Statutory Page 14)

NAIC Group Code 0088

BUSINESS IN THE STATE OF Iowa

DURING THE YEAR 2023

NAIC Company Code 10212

Table with 12 columns: Line of Business, Direct Premiums Written, Direct Premiums Earned, Dividends Paid or Credited to Policyholders on Direct Business, Direct Unearned Premium Reserves, Direct Losses Paid (deducting salvage), Direct Losses Incurred, Direct Losses Unpaid, Direct Defense and Cost Containment Expense Paid, Direct Defense and Cost Containment Expense Incurred, Direct Defense and Cost Containment Expense Unpaid, Commissions and Brokerage Expenses, Taxes, Licenses and Fees. Rows include various insurance lines like Fire, Multiple Peril Crop, Federal Flood, etc., ending with a Total (a) row and a DETAILS OF WRITE-INS section.

191A

(a) Finance and service charges not included in Lines 1 to 35 \$ 59
(b) For health business on indicated lines report: Number of persons insured under PPO managed care products 0 and number of persons insured under indemnity only products 0



ANNUAL STATEMENT FOR THE YEAR 2023 OF THE ALLMERICA FINANCIAL ALLIANCE INSURANCE COMPANY

EXHIBIT OF PREMIUMS AND LOSSES (Statutory Page 14)

NAIC Group Code 0088

BUSINESS IN THE STATE OF Kansas

DURING THE YEAR 2023

NAIC Company Code 10212

Table with 12 columns: Line of Business, Direct Premiums Written, Direct Premiums Earned, Dividends Paid or Credited to Policyholders on Direct Business, Direct Unearned Premium Reserves, Direct Losses Paid (deducting salvage), Direct Losses Incurred, Direct Losses Unpaid, Direct Defense and Cost Containment Expense Paid, Direct Defense and Cost Containment Expense Incurred, Direct Defense and Cost Containment Expense Unpaid, Commissions and Brokerage Expenses, Taxes, Licenses and Fees. Rows include various insurance lines like Fire, Multiple Peril Crop, Federal Flood, etc., ending with a Total (a) row and a DETAILS OF WRITE-INS section.

19 KS

(a) Finance and service charges not included in Lines 1 to 35 \$ 119
(b) For health business on indicated lines report: Number of persons insured under PPO managed care products 0 and number of persons insured under indemnity only products 0



ANNUAL STATEMENT FOR THE YEAR 2023 OF THE ALLMERICA FINANCIAL ALLIANCE INSURANCE COMPANY

EXHIBIT OF PREMIUMS AND LOSSES (Statutory Page 14)

NAIC Group Code 0088

BUSINESS IN THE STATE OF Kentucky

DURING THE YEAR 2023

NAIC Company Code 10212

Table with 12 columns: Line of Business, Direct Premiums Written, Direct Premiums Earned, Dividends Paid or Credited to Policyholders on Direct Business, Direct Unearned Premium Reserves, Direct Losses Paid (deducting salvage), Direct Losses Incurred, Direct Losses Unpaid, Direct Defense and Cost Containment Expense Paid, Direct Defense and Cost Containment Expense Incurred, Direct Defense and Cost Containment Expense Unpaid, Commissions and Brokerage Expenses, Taxes, Licenses and Fees. Rows include various insurance categories like Fire, Multiple Peril Crop, Federal Flood, etc., ending with a Total (a) row and a DETAILS OF WRITE-INS section.

(a) Finance and service charges not included in Lines 1 to 35 \$ 896

(b) For health business on indicated lines report: Number of persons insured under PPO managed care products 0 and number of persons insured under indemnity only products 0

19 KY



ANNUAL STATEMENT FOR THE YEAR 2023 OF THE ALLMERICA FINANCIAL ALLIANCE INSURANCE COMPANY

EXHIBIT OF PREMIUMS AND LOSSES (Statutory Page 14)

NAIC Group Code 0088

BUSINESS IN THE STATE OF Louisiana

DURING THE YEAR 2023

NAIC Company Code 10212

Table with 12 columns: Line of Business, Direct Premiums Written, Direct Premiums Earned, Dividends Paid or Credited to Policyholders on Direct Business, Direct Unearned Premium Reserves, Direct Losses Paid (deducting salvage), Direct Losses Incurred, Direct Losses Unpaid, Direct Defense and Cost Containment Expense Paid, Direct Defense and Cost Containment Expense Incurred, Direct Defense and Cost Containment Expense Unpaid, Commissions and Brokerage Expenses, Taxes, Licenses and Fees. Rows include various insurance lines like Fire, Multiple Peril Crop, Federal Flood, etc., and a 'DETAILS OF WRITE-INS' section at the bottom.

191A

(a) Finance and service charges not included in Lines 1 to 35 \$ 485
(b) For health business on indicated lines report: Number of persons insured under PPO managed care products 0 and number of persons insured under indemnity only products 0



ANNUAL STATEMENT FOR THE YEAR 2023 OF THE ALLMERICA FINANCIAL ALLIANCE INSURANCE COMPANY

EXHIBIT OF PREMIUMS AND LOSSES (Statutory Page 14)

NAIC Group Code 0088

BUSINESS IN THE STATE OF Maine

DURING THE YEAR 2023

NAIC Company Code 10212

Table with 12 columns: Line of Business, Direct Premiums Written, Direct Premiums Earned, Dividends Paid or Credited to Policyholders on Direct Business, Direct Unearned Premium Reserves, Direct Losses Paid (deducting salvage), Direct Losses Incurred, Direct Losses Unpaid, Direct Defense and Cost Containment Expense Paid, Direct Defense and Cost Containment Expense Incurred, Direct Defense and Cost Containment Expense Unpaid, Commissions and Brokerage Expenses, Taxes, Licenses and Fees. Rows include various insurance categories like Fire, Multiple Peril Crop, Federal Flood, etc., ending with a Total (a) row and a DETAILS OF WRITE-INS section.

19 ME

(a) Finance and service charges not included in Lines 1 to 35 \$ 158
(b) For health business on indicated lines report: Number of persons insured under PPO managed care products 0 and number of persons insured under indemnity only products 0



ANNUAL STATEMENT FOR THE YEAR 2023 OF THE ALLMERICA FINANCIAL ALLIANCE INSURANCE COMPANY

EXHIBIT OF PREMIUMS AND LOSSES (Statutory Page 14)

NAIC Group Code 0088

BUSINESS IN THE STATE OF Maryland

DURING THE YEAR 2023

NAIC Company Code 10212

Table with 12 columns: Line of Business, Direct Premiums Written, Direct Premiums Earned, Dividends Paid or Credited to Policyholders on Direct Business, Direct Unearned Premium Reserves, Direct Losses Paid (deducting salvage), Direct Losses Incurred, Direct Losses Unpaid, Direct Defense and Cost Containment Expense Paid, Direct Defense and Cost Containment Expense Incurred, Direct Defense and Cost Containment Expense Unpaid, Commissions and Brokerage Expenses, Taxes, Licenses and Fees. Rows include various insurance lines like Fire, Multiple Peril Crop, Federal Flood, etc., ending with a Total (a) row and a DETAILS OF WRITE-INS section.

(a) Finance and service charges not included in Lines 1 to 35 \$ 2,478

(b) For health business on indicated lines report: Number of persons insured under PPO managed care products 0 and number of persons insured under indemnity only products 0

19 MD





ANNUAL STATEMENT FOR THE YEAR 2023 OF THE ALLMERICA FINANCIAL ALLIANCE INSURANCE COMPANY

EXHIBIT OF PREMIUMS AND LOSSES (Statutory Page 14)

NAIC Group Code 0088

BUSINESS IN THE STATE OF Massachusetts

DURING THE YEAR 2023

NAIC Company Code 10212

Table with 12 columns: Line of Business, Direct Premiums Written, Direct Premiums Earned, Dividends Paid or Credited to Policyholders on Direct Business, Direct Unearned Premium Reserves, Direct Losses Paid (deducting salvage), Direct Losses Incurred, Direct Losses Unpaid, Direct Defense and Cost Containment Expense Paid, Direct Defense and Cost Containment Expense Incurred, Direct Defense and Cost Containment Expense Unpaid, Commissions and Brokerage Expenses, Taxes, Licenses and Fees. Rows include various insurance lines like Fire, Multiple Peril Crop, Federal Flood, etc., and a 'TOTAL (a)' row.

(a) Finance and service charges not included in Lines 1 to 35 \$ 136
(b) For health business on indicated lines report: Number of persons insured under PPO managed care products 0 and number of persons insured under indemnity only products 0.

19 MA



ANNUAL STATEMENT FOR THE YEAR 2023 OF THE ALLMERICA FINANCIAL ALLIANCE INSURANCE COMPANY

EXHIBIT OF PREMIUMS AND LOSSES (Statutory Page 14)

NAIC Group Code 0088

BUSINESS IN THE STATE OF Michigan

DURING THE YEAR 2023

NAIC Company Code 10212

Line of Business	Gross Premiums, Including Policy and Membership Fees, Less Return Premiums and Premiums on Policies not Taken		3 Dividends Paid or Credited to Policyholders on Direct Business	4 Direct Unearned Premium Reserves	5 Direct Losses Paid (deducting salvage)	6 Direct Losses Incurred	7 Direct Losses Unpaid	8 Direct Defense and Cost Containment Expense Paid	9 Direct Defense and Cost Containment Expense Incurred	10 Direct Defense and Cost Containment Expense Unpaid	11 Commissions and Brokerage Expenses	12 Taxes, Licenses and Fees
	1 Direct Premiums Written	2 Direct Premiums Earned										
1. Fire	0	0	0	0	0	0	0	0	0	0	0	0
2.1 Allied Lines	0	0	0	0	0	0	0	0	0	0	0	0
2.2 Multiple Peril Crop	0	0	0	0	0	0	0	0	0	0	0	0
2.3 Federal Flood	0	0	0	0	0	0	0	0	0	0	0	0
2.4 Private Crop	0	0	0	0	0	0	0	0	0	0	0	0
2.5 Private Flood	0	0	0	0	0	0	0	0	0	0	0	0
3. Farmowners Multiple Peril	0	0	0	0	0	0	0	0	0	0	0	0
4. Homeowners Multiple Peril	0	0	0	0	0	0	0	0	0	0	0	0
5.1 Commercial Multiple Peril (Non-Liability Portion)	0	0	0	0	0	0	0	0	0	0	0	0
5.2 Commercial Multiple Peril (Liability Portion)	0	0	0	0	0	0	0	0	0	0	0	0
6. Mortgage Guaranty	0	0	0	0	0	0	0	0	0	0	0	0
8. Ocean Marine	0	0	0	0	0	0	0	0	0	0	0	0
9. Inland Marine	0	0	0	0	0	0	0	0	0	0	0	0
10. Financial Guaranty	0	0	0	0	0	0	0	0	0	0	0	0
11.1 Medical Professional Liability - Occurrence	0	0	0	0	0	0	0	0	0	0	0	0
11.2 Medical Professional Liability - Claims-Made	0	0	0	0	0	0	0	0	0	0	0	0
12. Earthquake	0	0	0	0	0	0	0	0	0	0	0	0
13.1 Comprehensive (hospital and medical) ind (b)	0	0	0	0	0	0	0	0	0	0	0	0
13.2 Comprehensive (hospital and medical) group (b)	0	0	0	0	0	0	0	0	0	0	0	0
14. Credit A&H (Group and Individual)	0	0	0	0	0	0	0	0	0	0	0	0
15.1 Vision Only (b)	0	0	0	0	0	0	0	0	0	0	0	0
15.2 Dental Only (b)	0	0	0	0	0	0	0	0	0	0	0	0
15.3 Disability Income (b)	0	0	0	0	0	0	0	0	0	0	0	0
15.4 Medicare Supplement (b)	0	0	0	0	0	0	0	0	0	0	0	0
15.5 Medicaid Title XIX (b)	0	0	0	0	0	0	0	0	0	0	0	0
15.6 Medicare Title XVIII (b)	0	0	0	0	0	0	0	0	0	0	0	0
15.7 Long-Term Care (b)	0	0	0	0	0	0	0	0	0	0	0	0
15.8 Federal Employees Health Benefits Plan (b)	0	0	0	0	0	0	0	0	0	0	0	0
15.9 Other Health (b)	0	0	0	0	0	0	0	0	0	0	0	0
16. Workers' Compensation	2,496,824	2,492,342	0	822,422	464,979	74,787	1,364,043	41,979	64,985	276,618	248,404	100,311
17.1 Other Liability - Occurrence	0	0	0	0	0	0	0	0	0	0	0	0
17.2 Other Liability - Claims-Made	0	0	0	0	0	0	0	0	0	0	0	0
17.3 Excess Workers' Compensation	0	0	0	0	0	0	0	0	0	0	0	0
18.1 Products Liability - Occurrence	0	0	0	0	0	0	0	0	0	0	0	0
18.2 Products Liability - Claims-Made	0	0	0	0	0	0	0	0	0	0	0	0
19.1 Private Passenger Auto No-Fault (Personal Injury Protection)	0	0	0	0	0	0	0	0	0	0	0	0
19.2 Other Private Passenger Auto Liability	0	0	0	0	0	0	0	0	0	0	0	0
19.3 Commercial Auto No-Fault (Personal Injury Protection)	0	0	0	0	0	0	0	0	0	0	0	0
19.4 Other Commercial Auto Liability	0	0	0	0	0	0	0	0	0	0	0	0
21.1 Private Passenger Auto Physical Damage	0	0	0	0	0	0	0	0	0	0	0	0
21.2 Commercial Auto Physical Damage	0	0	0	0	0	0	0	0	0	0	0	0
22. Aircraft (all perils)	0	0	0	0	0	0	0	0	0	0	0	0
23. Fidelity	0	0	0	0	0	0	0	0	0	0	0	0
24. Surety	0	0	0	0	0	0	0	0	0	0	0	0
26. Burglary and Theft	0	0	0	0	0	0	0	0	0	0	0	0
27. Boiler and Machinery	0	0	0	0	0	0	0	0	0	0	0	0
28. Credit	0	0	0	0	0	0	0	0	0	0	0	0
29. International	0	0	0	0	0	0	0	0	0	0	0	0
30. Warranty	0	0	0	0	0	0	0	0	0	0	0	0
31. Reins nonproportional assumed property	XXX	XXX	XXX	XXX	XXX	XXX	XXX	XXX	XXX	XXX	XXX	XXX
32. Reins nonproportional assumed liability	XXX	XXX	XXX	XXX	XXX	XXX	XXX	XXX	XXX	XXX	XXX	XXX
33. Reins nonproportional assumed financial lines	XXX	XXX	XXX	XXX	XXX	XXX	XXX	XXX	XXX	XXX	XXX	XXX
34. Aggregate Write-Ins for Other Lines of Business	0	0	0	0	0	0	0	0	0	0	0	0
35. Total (a)	2,496,824	2,492,342	0	822,422	464,979	74,787	1,364,043	41,979	64,985	276,618	248,404	100,311
<b>DETAILS OF WRITE-INS</b>												
3401.												
3402.												
3403.												
3498. Summary of remaining write-ins for Line 34 from overflow page	0	0	0	0	0	0	0	0	0	0	0	0
3499. Totals (Lines 3401 thru 3403 plus 3498)(Line 34 above)	0	0	0	0	0	0	0	0	0	0	0	0

(a) Finance and service charges not included in Lines 1 to 35 \$ 7,147

(b) For health business on indicated lines report: Number of persons insured under PPO managed care products 0 and number of persons insured under indemnity only products 0

19.MI



ANNUAL STATEMENT FOR THE YEAR 2023 OF THE ALLMERICA FINANCIAL ALLIANCE INSURANCE COMPANY

EXHIBIT OF PREMIUMS AND LOSSES (Statutory Page 14)

NAIC Group Code 0088

BUSINESS IN THE STATE OF Minnesota

DURING THE YEAR 2023

NAIC Company Code 10212

Table with 12 columns: Line of Business, Direct Premiums Written, Direct Premiums Earned, Dividends Paid or Credited to Policyholders on Direct Business, Direct Unearned Premium Reserves, Direct Losses Paid (deducting salvage), Direct Losses Incurred, Direct Losses Unpaid, Direct Defense and Cost Containment Expense Paid, Direct Defense and Cost Containment Expense Incurred, Direct Defense and Cost Containment Expense Unpaid, Commissions and Brokerage Expenses, Taxes, Licenses and Fees. Rows include various insurance lines like Fire, Multiple Peril Crop, Federal Flood, etc., and a 'DETAILS OF WRITE-INS' section at the bottom.

19 JUN

(a) Finance and service charges not included in Lines 1 to 35 \$ .....0
(b) For health business on indicated lines report: Number of persons insured under PPO managed care products .....0 and number of persons insured under indemnity only products .....



ANNUAL STATEMENT FOR THE YEAR 2023 OF THE ALLMERICA FINANCIAL ALLIANCE INSURANCE COMPANY

EXHIBIT OF PREMIUMS AND LOSSES (Statutory Page 14)

NAIC Group Code 0088

BUSINESS IN THE STATE OF Mississippi

DURING THE YEAR 2023

NAIC Company Code 10212

Table with 12 columns: Line of Business, Direct Premiums Written, Direct Premiums Earned, Dividends Paid or Credited to Policyholders on Direct Business, Direct Unearned Premium Reserves, Direct Losses Paid (deducting salvage), Direct Losses Incurred, Direct Losses Unpaid, Direct Defense and Cost Containment Expense Paid, Direct Defense and Cost Containment Expense Incurred, Direct Defense and Cost Containment Expense Unpaid, Commissions and Brokerage Expenses, Taxes, Licenses and Fees. Rows include various insurance lines like Fire, Multiple Peril Crop, Federal Flood, etc., and a 'DETAILS OF WRITE-INS' section at the bottom.

19 MS

(a) Finance and service charges not included in Lines 1 to 35 \$ 66
(b) For health business on indicated lines report: Number of persons insured under PPO managed care products 0 and number of persons insured under indemnity only products 0



ANNUAL STATEMENT FOR THE YEAR 2023 OF THE ALLMERICA FINANCIAL ALLIANCE INSURANCE COMPANY

EXHIBIT OF PREMIUMS AND LOSSES (Statutory Page 14)

NAIC Group Code 0088

BUSINESS IN THE STATE OF Missouri

DURING THE YEAR 2023

NAIC Company Code 10212

Table with 12 columns: Line of Business, Gross Premiums (Direct Written, Direct Earned), Dividends Paid, Direct Unearned Premium Reserves, Direct Losses Paid, Direct Losses Incurred, Direct Losses Unpaid, Direct Defense and Cost Containment Expense Paid, Direct Defense and Cost Containment Expense Incurred, Direct Defense and Cost Containment Expense Unpaid, Commissions and Brokerage Expenses, Taxes, Licenses and Fees. Rows include Fire, Multiple Peril Crop, Federal Flood, Private Crop, Private Flood, Farmowners Multiple Peril, Homeowners Multiple Peril, Commercial Multiple Peril (Non-Liability Portion), Commercial Multiple Peril (Liability Portion), Mortgage Guaranty, Ocean Marine, Inland Marine, Financial Guaranty, Medical Professional Liability, Earthquake, Comprehensive (hospital and medical) ind (b), Comprehensive (hospital and medical) group (b), Credit A&H, Vision Only, Dental Only, Disability Income, Medicare Supplement, Medicaid Title XIX, Medicare Title XVIII, Long-Term Care, Federal Employees Health Benefits Plan, Other Health, Workers' Compensation, Other Liability, Excess Workers' Compensation, Products Liability, Private Passenger Auto No-Fault, Other Private Passenger Auto Liability, Commercial Auto No-Fault, Other Commercial Auto Liability, Private Passenger Auto Physical Damage, Commercial Auto Physical Damage, Aircraft, Fidelity, Surety, Burglary and Theft, Boiler and Machinery, Credit, International, Warranty, Reins nonproportional assumed property, Reins nonproportional assumed liability, Reins nonproportional assumed financial lines, Aggregate Write-Ins for Other Lines of Business, Total (a), and DETAILS OF WRITE-INS (3401-3498).

(a) Finance and service charges not included in Lines 1 to 35 \$ 96

(b) For health business on indicated lines report: Number of persons insured under PPO managed care products 0 and number of persons insured under indemnity only products 0

19 MO



ANNUAL STATEMENT FOR THE YEAR 2023 OF THE ALLMERICA FINANCIAL ALLIANCE INSURANCE COMPANY

EXHIBIT OF PREMIUMS AND LOSSES (Statutory Page 14)

NAIC Group Code 0088

BUSINESS IN THE STATE OF Montana

DURING THE YEAR 2023

NAIC Company Code 10212

Table with 12 columns: Line of Business, Direct Premiums Written, Direct Premiums Earned, Dividends Paid or Credited to Policyholders on Direct Business, Direct Unearned Premium Reserves, Direct Losses Paid (deducting salvage), Direct Losses Incurred, Direct Losses Unpaid, Direct Defense and Cost Containment Expense Paid, Direct Defense and Cost Containment Expense Incurred, Direct Defense and Cost Containment Expense Unpaid, Commissions and Brokerage Expenses, Taxes, Licenses and Fees. Rows include various insurance categories like Fire, Multiple Peril Crop, Federal Flood, etc., ending with a Total (a) row and a DETAILS OF WRITE-INS section.

19 MT

(a) Finance and service charges not included in Lines 1 to 35 \$ 26

(b) For health business on indicated lines report: Number of persons insured under PPO managed care products 0 and number of persons insured under indemnity only products 0



ANNUAL STATEMENT FOR THE YEAR 2023 OF THE ALLMERICA FINANCIAL ALLIANCE INSURANCE COMPANY

EXHIBIT OF PREMIUMS AND LOSSES (Statutory Page 14)

NAIC Group Code 0088

BUSINESS IN THE STATE OF Nebraska

DURING THE YEAR 2023

NAIC Company Code 10212

Table with 12 columns: Line of Business, Direct Premiums Written, Direct Premiums Earned, Dividends Paid or Credited to Policyholders on Direct Business, Direct Unearned Premium Reserves, Direct Losses Paid (deducting salvage), Direct Losses Incurred, Direct Losses Unpaid, Direct Defense and Cost Containment Expense Paid, Direct Defense and Cost Containment Expense Incurred, Direct Defense and Cost Containment Expense Unpaid, Commissions and Brokerage Expenses, Taxes, Licenses and Fees. Rows include various insurance lines like Fire, Multiple Peril Crop, Federal Flood, etc., ending with a Total (a) row.

(a) Finance and service charges not included in Lines 1 to 35 \$ 21

(b) For health business on indicated lines report: Number of persons insured under PPO managed care products 0 and number of persons insured under indemnity only products 0

19 NIE



ANNUAL STATEMENT FOR THE YEAR 2023 OF THE ALLMERICA FINANCIAL ALLIANCE INSURANCE COMPANY

EXHIBIT OF PREMIUMS AND LOSSES (Statutory Page 14)

NAIC Group Code 0088

BUSINESS IN THE STATE OF Nevada

DURING THE YEAR 2023

NAIC Company Code 10212

Table with 12 columns: Line of Business, Direct Premiums Written, Direct Premiums Earned, Dividends Paid or Credited to Policyholders on Direct Business, Direct Unearned Premium Reserves, Direct Losses Paid (deducting salvage), Direct Losses Incurred, Direct Losses Unpaid, Direct Defense and Cost Containment Expense Paid, Direct Defense and Cost Containment Expense Incurred, Direct Defense and Cost Containment Expense Unpaid, Commissions and Brokerage Expenses, Taxes, Licenses and Fees. Rows include various insurance lines like Fire, Multiple Peril Crop, Federal Flood, etc., ending with a Total (a) row and a DETAILS OF WRITE-INS section.

(a) Finance and service charges not included in Lines 1 to 35 \$ 143

(b) For health business on indicated lines report: Number of persons insured under PPO managed care products 0 and number of persons insured under indemnity only products 0

19 NV





ANNUAL STATEMENT FOR THE YEAR 2023 OF THE ALLMERICA FINANCIAL ALLIANCE INSURANCE COMPANY

EXHIBIT OF PREMIUMS AND LOSSES (Statutory Page 14)

NAIC Group Code 0088

BUSINESS IN THE STATE OF New Hampshire

DURING THE YEAR 2023

NAIC Company Code 10212

Table with 12 columns: Line of Business, Direct Premiums Written, Direct Premiums Earned, Dividends Paid or Credited to Policyholders on Direct Business, Direct Unearned Premium Reserves, Direct Losses Paid (deducting salvage), Direct Losses Incurred, Direct Losses Unpaid, Direct Defense and Cost Containment Expense Paid, Direct Defense and Cost Containment Expense Incurred, Direct Defense and Cost Containment Expense Unpaid, Commissions and Brokerage Expenses, Taxes, Licenses and Fees. Rows include various insurance categories like Fire, Multiple Peril Crop, Federal Flood, etc., ending with a Total (a) row and a DETAILS OF WRITE-INS section.

19 NH

(a) Finance and service charges not included in Lines 1 to 35 \$ 2,046
(b) For health business on indicated lines report: Number of persons insured under PPO managed care products 0 and number of persons insured under indemnity only products 0



ANNUAL STATEMENT FOR THE YEAR 2023 OF THE ALLMERICA FINANCIAL ALLIANCE INSURANCE COMPANY

EXHIBIT OF PREMIUMS AND LOSSES (Statutory Page 14)

NAIC Group Code 0088

BUSINESS IN THE STATE OF New Jersey

DURING THE YEAR 2023

NAIC Company Code 10212

Table with 12 columns: Line of Business, Direct Premiums Written, Direct Premiums Earned, Dividends Paid or Credited to Policyholders on Direct Business, Direct Unearned Premium Reserves, Direct Losses Paid (deducting salvage), Direct Losses Incurred, Direct Losses Unpaid, Direct Defense and Cost Containment Expense Paid, Direct Defense and Cost Containment Expense Incurred, Direct Defense and Cost Containment Expense Unpaid, Commissions and Brokerage Expenses, Taxes, Licenses and Fees. Rows include various insurance lines like Fire, Multiple Peril Crop, Federal Flood, etc., ending with a Total (a) row and a DETAILS OF WRITE-INS section.

19 NJ

(a) Finance and service charges not included in Lines 1 to 35 \$ 2,733
(b) For health business on indicated lines report: Number of persons insured under PPO managed care products 0 and number of persons insured under indemnity only products 0



ANNUAL STATEMENT FOR THE YEAR 2023 OF THE ALLMERICA FINANCIAL ALLIANCE INSURANCE COMPANY

EXHIBIT OF PREMIUMS AND LOSSES (Statutory Page 14)

NAIC Group Code 0088

BUSINESS IN THE STATE OF New Mexico

DURING THE YEAR 2023

NAIC Company Code 10212

Table with 12 columns: Line of Business, Direct Premiums Written, Direct Premiums Earned, Dividends Paid or Credited to Policyholders on Direct Business, Direct Unearned Premium Reserves, Direct Losses Paid (deducting salvage), Direct Losses Incurred, Direct Losses Unpaid, Direct Defense and Cost Containment Expense Paid, Direct Defense and Cost Containment Expense Incurred, Direct Defense and Cost Containment Expense Unpaid, Commissions and Brokerage Expenses, Taxes, Licenses and Fees. Rows include various insurance lines like Fire, Multiple Peril Crop, Federal Flood, etc., and a 'DETAILS OF WRITE-INS' section at the bottom.

19 NM

(a) Finance and service charges not included in Lines 1 to 35 \$ 107
(b) For health business on indicated lines report: Number of persons insured under PPO managed care products 0 and number of persons insured under indemnity only products 0



ANNUAL STATEMENT FOR THE YEAR 2023 OF THE ALLMERICA FINANCIAL ALLIANCE INSURANCE COMPANY

EXHIBIT OF PREMIUMS AND LOSSES (Statutory Page 14)

NAIC Group Code 0088

BUSINESS IN THE STATE OF New York

DURING THE YEAR 2023

NAIC Company Code 10212

Table with 12 columns: Line of Business, Direct Premiums Written, Direct Premiums Earned, Dividends Paid or Credited to Policyholders on Direct Business, Direct Unearned Premium Reserves, Direct Losses Paid (deducting salvage), Direct Losses Incurred, Direct Losses Unpaid, Direct Defense and Cost Containment Expense Paid, Direct Defense and Cost Containment Expense Incurred, Direct Defense and Cost Containment Expense Unpaid, Commissions and Brokerage Expenses, Taxes, Licenses and Fees. Rows include various insurance categories like Fire, Multiple Peril Crop, Federal Flood, etc., ending with a Total (a) row and a DETAILS OF WRITE-INS section.

(a) Finance and service charges not included in Lines 1 to 35 \$ 675,595

(b) For health business on indicated lines report: Number of persons insured under PPO managed care products 0 and number of persons insured under indemnity only products 0

19.NY



ANNUAL STATEMENT FOR THE YEAR 2023 OF THE ALLMERICA FINANCIAL ALLIANCE INSURANCE COMPANY

EXHIBIT OF PREMIUMS AND LOSSES (Statutory Page 14)

NAIC Group Code 0088

BUSINESS IN THE STATE OF North Carolina

DURING THE YEAR 2023

NAIC Company Code 10212

Table with 12 columns: Line of Business, Direct Premiums Written, Direct Premiums Earned, Dividends Paid or Credited to Policyholders on Direct Business, Direct Unearned Premium Reserves, Direct Losses Paid (deducting salvage), Direct Losses Incurred, Direct Losses Unpaid, Direct Defense and Cost Containment Expense Paid, Direct Defense and Cost Containment Expense Incurred, Direct Defense and Cost Containment Expense Unpaid, Commissions and Brokerage Expenses, Taxes, Licenses and Fees. Rows include various insurance categories like Fire, Multiple Peril Crop, Federal Flood, etc., ending with a Total (a) row and a DETAILS OF WRITE-INS section.

(a) Finance and service charges not included in Lines 1 to 35 \$ 8,834

(b) For health business on indicated lines report: Number of persons insured under PPO managed care products 0 and number of persons insured under indemnity only products 0

19 NC



ANNUAL STATEMENT FOR THE YEAR 2023 OF THE ALLMERICA FINANCIAL ALLIANCE INSURANCE COMPANY

EXHIBIT OF PREMIUMS AND LOSSES (Statutory Page 14)

NAIC Group Code 0088

BUSINESS IN THE STATE OF North Dakota

DURING THE YEAR 2023

NAIC Company Code 10212

Table with 12 columns: Line of Business, Direct Premiums Written, Direct Premiums Earned, Dividends Paid or Credited to Policyholders on Direct Business, Direct Unearned Premium Reserves, Direct Losses Paid (deducting salvage), Direct Losses Incurred, Direct Losses Unpaid, Direct Defense and Cost Containment Expense Paid, Direct Defense and Cost Containment Expense Incurred, Direct Defense and Cost Containment Expense Unpaid, Commissions and Brokerage Expenses, Taxes, Licenses and Fees. Rows include various insurance lines like Fire, Multiple Peril Crop, Federal Flood, etc., ending with a Total (a) row and a DETAILS OF WRITE-INS section.

19 ND

(a) Finance and service charges not included in Lines 1 to 35 \$ .....0
(b) For health business on indicated lines report: Number of persons insured under PPO managed care products .....0 and number of persons insured under indemnity only products .....



ANNUAL STATEMENT FOR THE YEAR 2023 OF THE ALLMERICA FINANCIAL ALLIANCE INSURANCE COMPANY

EXHIBIT OF PREMIUMS AND LOSSES (Statutory Page 14)

NAIC Group Code 0088

BUSINESS IN THE STATE OF Ohio

DURING THE YEAR 2023

NAIC Company Code 10212

Table with 12 columns: Line of Business, Direct Premiums Written, Direct Premiums Earned, Dividends Paid or Credited to Policyholders on Direct Business, Direct Unearned Premium Reserves, Direct Losses Paid (deducting salvage), Direct Losses Incurred, Direct Losses Unpaid, Direct Defense and Cost Containment Expense Paid, Direct Defense and Cost Containment Expense Incurred, Direct Defense and Cost Containment Expense Unpaid, Commissions and Brokerage Expenses, Taxes, Licenses and Fees. Rows include various insurance categories like Fire, Multiple Peril Crop, Federal Flood, etc., ending with a Total (a) row showing 8,868.

(a) Finance and service charges not included in Lines 1 to 35 \$ 0

(b) For health business on indicated lines report: Number of persons insured under PPO managed care products 0 and number of persons insured under indemnity only products 0

19 OH



ANNUAL STATEMENT FOR THE YEAR 2023 OF THE ALLMERICA FINANCIAL ALLIANCE INSURANCE COMPANY

EXHIBIT OF PREMIUMS AND LOSSES (Statutory Page 14)

NAIC Group Code 0088

BUSINESS IN THE STATE OF Oklahoma

DURING THE YEAR 2023

NAIC Company Code 10212

Table with 12 columns: Line of Business, Direct Premiums Written, Direct Premiums Earned, Dividends Paid or Credited to Policyholders on Direct Business, Direct Unearned Premium Reserves, Direct Losses Paid (deducting salvage), Direct Losses Incurred, Direct Losses Unpaid, Direct Defense and Cost Containment Expense Paid, Direct Defense and Cost Containment Expense Incurred, Direct Defense and Cost Containment Expense Unpaid, Commissions and Brokerage Expenses, Taxes, Licenses and Fees. Rows include various insurance lines like Fire, Multiple Peril Crop, Federal Flood, etc., ending with a Total (a) row and a DETAILS OF WRITE-INS section.

19 OK

(a) Finance and service charges not included in Lines 1 to 35 \$ 83

(b) For health business on indicated lines report: Number of persons insured under PPO managed care products 0 and number of persons insured under indemnity only products 0





ANNUAL STATEMENT FOR THE YEAR 2023 OF THE ALLMERICA FINANCIAL ALLIANCE INSURANCE COMPANY

EXHIBIT OF PREMIUMS AND LOSSES (Statutory Page 14)

NAIC Group Code 0088

BUSINESS IN THE STATE OF Oregon

DURING THE YEAR 2023

NAIC Company Code 10212

Table with 12 columns: Line of Business, Direct Premiums Written, Direct Premiums Earned, Dividends Paid or Credited to Policyholders on Direct Business, Direct Unearned Premium Reserves, Direct Losses Paid (deducting salvage), Direct Losses Incurred, Direct Losses Unpaid, Direct Defense and Cost Containment Expense Paid, Direct Defense and Cost Containment Expense Incurred, Direct Defense and Cost Containment Expense Unpaid, Commissions and Brokerage Expenses, Taxes, Licenses and Fees. Rows include various insurance categories like Fire, Multiple Peril Crop, Federal Flood, etc., ending with a Total (a) row and a DETAILS OF WRITE-INS section.

(a) Finance and service charges not included in Lines 1 to 35 \$ 421

(b) For health business on indicated lines report: Number of persons insured under PPO managed care products 0 and number of persons insured under indemnity only products 0

19 OR



ANNUAL STATEMENT FOR THE YEAR 2023 OF THE ALLMERICA FINANCIAL ALLIANCE INSURANCE COMPANY

EXHIBIT OF PREMIUMS AND LOSSES (Statutory Page 14)

NAIC Group Code 0088

BUSINESS IN THE STATE OF Pennsylvania

DURING THE YEAR 2023

NAIC Company Code 10212

Table with 12 columns: Line of Business, Direct Premiums Written, Direct Premiums Earned, Dividends Paid or Credited to Policyholders on Direct Business, Direct Unearned Premium Reserves, Direct Losses Paid (deducting salvage), Direct Losses Incurred, Direct Losses Unpaid, Direct Defense and Cost Containment Expense Paid, Direct Defense and Cost Containment Expense Incurred, Direct Defense and Cost Containment Expense Unpaid, Commissions and Brokerage Expenses, Taxes, Licenses and Fees. Rows include various insurance categories like Fire, Multiple Peril Crop, Federal Flood, etc., ending with a Total (a) row and a DETAILS OF WRITE-INS section.

(a) Finance and service charges not included in Lines 1 to 35 \$ 1,988

(b) For health business on indicated lines report: Number of persons insured under PPO managed care products 0 and number of persons insured under indemnity only products 0

19 PA



ANNUAL STATEMENT FOR THE YEAR 2023 OF THE ALLMERICA FINANCIAL ALLIANCE INSURANCE COMPANY

EXHIBIT OF PREMIUMS AND LOSSES (Statutory Page 14)

NAIC Group Code 0088

BUSINESS IN THE STATE OF Rhode Island

DURING THE YEAR 2023

NAIC Company Code 10212

Table with 12 columns: Line of Business, Direct Premiums Written, Direct Premiums Earned, Dividends Paid or Credited to Policyholders on Direct Business, Direct Unearned Premium Reserves, Direct Losses Paid (deducting salvage), Direct Losses Incurred, Direct Losses Unpaid, Direct Defense and Cost Containment Expense Paid, Direct Defense and Cost Containment Expense Incurred, Direct Defense and Cost Containment Expense Unpaid, Commissions and Brokerage Expenses, Taxes, Licenses and Fees. Rows include various insurance lines like Fire, Multiple Peril Crop, Federal Flood, etc., and a 'DETAILS OF WRITE-INS' section at the bottom.

(a) Finance and service charges not included in Lines 1 to 35 \$ 472

(b) For health business on indicated lines report: Number of persons insured under PPO managed care products 0 and number of persons insured under indemnity only products 0

19.RI



ANNUAL STATEMENT FOR THE YEAR 2023 OF THE ALLMERICA FINANCIAL ALLIANCE INSURANCE COMPANY

EXHIBIT OF PREMIUMS AND LOSSES (Statutory Page 14)

NAIC Group Code 0088

BUSINESS IN THE STATE OF South Carolina

DURING THE YEAR 2023

NAIC Company Code 10212

Table with 12 columns: Line of Business, Direct Premiums Written, Direct Premiums Earned, Dividends Paid or Credited to Policyholders on Direct Business, Direct Unearned Premium Reserves, Direct Losses Paid (deducting salvage), Direct Losses Incurred, Direct Losses Unpaid, Direct Defense and Cost Containment Expense Paid, Direct Defense and Cost Containment Expense Incurred, Direct Defense and Cost Containment Expense Unpaid, Commissions and Brokerage Expenses, Taxes, Licenses and Fees. Rows include various insurance categories like Fire, Multiple Peril Crop, Federal Flood, etc., and a 'TOTAL (a)' row.

(a) Finance and service charges not included in Lines 1 to 35 \$ 2,358

(b) For health business on indicated lines report: Number of persons insured under PPO managed care products 0 and number of persons insured under indemnity only products 0

19 SC



ANNUAL STATEMENT FOR THE YEAR 2023 OF THE ALLMERICA FINANCIAL ALLIANCE INSURANCE COMPANY

EXHIBIT OF PREMIUMS AND LOSSES (Statutory Page 14)

NAIC Group Code 0088

BUSINESS IN THE STATE OF South Dakota

DURING THE YEAR 2023

NAIC Company Code 10212

Table with 12 columns: Line of Business, Direct Premiums Written, Direct Premiums Earned, Dividends Paid or Credited to Policyholders on Direct Business, Direct Unearned Premium Reserves, Direct Losses Paid (deducting salvage), Direct Losses Incurred, Direct Losses Unpaid, Direct Defense and Cost Containment Expense Paid, Direct Defense and Cost Containment Expense Incurred, Direct Defense and Cost Containment Expense Unpaid, Commissions and Brokerage Expenses, Taxes, Licenses and Fees. Rows include various insurance lines like Fire, Multiple Peril Crop, Federal Flood, etc., ending with a Total (a) row and a DETAILS OF WRITE-INS section.

19 SD

(a) Finance and service charges not included in Lines 1 to 35 \$ 26

(b) For health business on indicated lines report: Number of persons insured under PPO managed care products 0 and number of persons insured under indemnity only products 0



ANNUAL STATEMENT FOR THE YEAR 2023 OF THE ALLMERICA FINANCIAL ALLIANCE INSURANCE COMPANY

EXHIBIT OF PREMIUMS AND LOSSES (Statutory Page 14)

NAIC Group Code 0088

BUSINESS IN THE STATE OF Tennessee

DURING THE YEAR 2023

NAIC Company Code 10212

Table with 12 columns: Line of Business, Direct Premiums Written, Direct Premiums Earned, Dividends Paid or Credited to Policyholders on Direct Business, Direct Unearned Premium Reserves, Direct Losses Paid (deducting salvage), Direct Losses Incurred, Direct Losses Unpaid, Direct Defense and Cost Containment Expense Paid, Direct Defense and Cost Containment Expense Incurred, Direct Defense and Cost Containment Expense Unpaid, Commissions and Brokerage Expenses, Taxes, Licenses and Fees. Rows include various insurance categories like Fire, Multiple Peril Crop, Federal Flood, etc., and a 'DETAILS OF WRITE-INS' section at the bottom.

19.TN

(a) Finance and service charges not included in Lines 1 to 35 \$ 135,500
(b) For health business on indicated lines report: Number of persons insured under PPO managed care products 0 and number of persons insured under indemnity only products 0



ANNUAL STATEMENT FOR THE YEAR 2023 OF THE ALLMERICA FINANCIAL ALLIANCE INSURANCE COMPANY

EXHIBIT OF PREMIUMS AND LOSSES (Statutory Page 14)

NAIC Group Code 0088

BUSINESS IN THE STATE OF Texas

DURING THE YEAR 2023

NAIC Company Code 10212

Table with 12 columns: Line of Business, Direct Premiums Written, Direct Premiums Earned, Dividends Paid or Credited to Policyholders on Direct Business, Direct Unearned Premium Reserves, Direct Losses Paid (deducting salvage), Direct Losses Incurred, Direct Losses Unpaid, Direct Defense and Cost Containment Expense Paid, Direct Defense and Cost Containment Expense Incurred, Direct Defense and Cost Containment Expense Unpaid, Commissions and Brokerage Expenses, Taxes, Licenses and Fees. Rows include various insurance lines like Fire, Multiple Peril Crop, Federal Flood, etc., and a 'DETAILS OF WRITE-INS' section at the bottom.

19.TX

(a) Finance and service charges not included in Lines 1 to 35 \$ 8,713
(b) For health business on indicated lines report: Number of persons insured under PPO managed care products 0 and number of persons insured under indemnity only products 0.



ANNUAL STATEMENT FOR THE YEAR 2023 OF THE ALLMERICA FINANCIAL ALLIANCE INSURANCE COMPANY

EXHIBIT OF PREMIUMS AND LOSSES (Statutory Page 14)

NAIC Group Code 0088

BUSINESS IN THE STATE OF Utah

DURING THE YEAR 2023

NAIC Company Code 10212

Table with 12 columns: Line of Business, Direct Premiums Written, Direct Premiums Earned, Dividends Paid or Credited to Policyholders on Direct Business, Direct Unearned Premium Reserves, Direct Losses Paid (deducting salvage), Direct Losses Incurred, Direct Losses Unpaid, Direct Defense and Cost Containment Expense Paid, Direct Defense and Cost Containment Expense Incurred, Direct Defense and Cost Containment Expense Unpaid, Commissions and Brokerage Expenses, Taxes, Licenses and Fees. Rows include various insurance lines like Fire, Multiple Peril Crop, Federal Flood, etc., and a 'TOTAL (a)' row.

(a) Finance and service charges not included in Lines 1 to 35 \$ 633

(b) For health business on indicated lines report: Number of persons insured under PPO managed care products 0 and number of persons insured under indemnity only products 0

19 UT





ANNUAL STATEMENT FOR THE YEAR 2023 OF THE ALLMERICA FINANCIAL ALLIANCE INSURANCE COMPANY

EXHIBIT OF PREMIUMS AND LOSSES (Statutory Page 14)

NAIC Group Code 0088

BUSINESS IN THE STATE OF Vermont

DURING THE YEAR 2023

NAIC Company Code 10212

Table with 12 columns: Line of Business, Direct Premiums Written, Direct Premiums Earned, Dividends Paid or Credited to Policyholders on Direct Business, Direct Unearned Premium Reserves, Direct Losses Paid (deducting salvage), Direct Losses Incurred, Direct Losses Unpaid, Direct Defense and Cost Containment Expense Paid, Direct Defense and Cost Containment Expense Incurred, Direct Defense and Cost Containment Expense Unpaid, Commissions and Brokerage Expenses, Taxes, Licenses and Fees. Rows include various insurance categories like Fire, Multiple Peril Crop, Federal Flood, etc., and a 'DETAILS OF WRITE-INS' section at the bottom.

19.VT

(a) Finance and service charges not included in Lines 1 to 35 \$ 583
(b) For health business on indicated lines report: Number of persons insured under PPO managed care products 0 and number of persons insured under indemnity only products 0.



ANNUAL STATEMENT FOR THE YEAR 2023 OF THE ALLMERICA FINANCIAL ALLIANCE INSURANCE COMPANY

EXHIBIT OF PREMIUMS AND LOSSES (Statutory Page 14)

NAIC Group Code 0088

BUSINESS IN THE STATE OF Virginia

DURING THE YEAR 2023

NAIC Company Code 10212

Table with 12 columns: Line of Business, Direct Premiums Written, Direct Premiums Earned, Dividends Paid or Credited to Policyholders on Direct Business, Direct Unearned Premium Reserves, Direct Losses Paid (deducting salvage), Direct Losses Incurred, Direct Losses Unpaid, Direct Defense and Cost Containment Expense Paid, Direct Defense and Cost Containment Expense Incurred, Direct Defense and Cost Containment Expense Unpaid, Commissions and Brokerage Expenses, Taxes, Licenses and Fees. Rows include various insurance lines like Fire, Multiple Peril Crop, Federal Flood, etc., and a 'DETAILS OF WRITE-INS' section at the bottom.

(a) Finance and service charges not included in Lines 1 to 35 \$ 8,949

(b) For health business on indicated lines report: Number of persons insured under PPO managed care products 0 and number of persons insured under indemnity only products 0

19 VA



ANNUAL STATEMENT FOR THE YEAR 2023 OF THE ALLMERICA FINANCIAL ALLIANCE INSURANCE COMPANY

EXHIBIT OF PREMIUMS AND LOSSES (Statutory Page 14)

NAIC Group Code 0088

BUSINESS IN THE STATE OF Washington

DURING THE YEAR 2023

NAIC Company Code 10212

Table with 12 columns: Line of Business, Direct Premiums Written, Direct Premiums Earned, Dividends Paid or Credited to Policyholders on Direct Business, Direct Unearned Premium Reserves, Direct Losses Paid (deducting salvage), Direct Losses Incurred, Direct Losses Unpaid, Direct Defense and Cost Containment Expense Paid, Direct Defense and Cost Containment Expense Incurred, Direct Defense and Cost Containment Expense Unpaid, Commissions and Brokerage Expenses, Taxes, Licenses and Fees. Rows include various insurance types like Fire, Multiple Peril Crop, Federal Flood, etc., and a 'DETAILS OF WRITE-INS' section at the bottom.

19/WA

(a) Finance and service charges not included in Lines 1 to 35 \$ .....0
(b) For health business on indicated lines report: Number of persons insured under PPO managed care products .....0 and number of persons insured under indemnity only products .....0 .



ANNUAL STATEMENT FOR THE YEAR 2023 OF THE ALLMERICA FINANCIAL ALLIANCE INSURANCE COMPANY

EXHIBIT OF PREMIUMS AND LOSSES (Statutory Page 14)

NAIC Group Code 0088

BUSINESS IN THE STATE OF West Virginia

DURING THE YEAR 2023

NAIC Company Code 10212

Table with 12 columns: Line of Business, Direct Premiums Written, Direct Premiums Earned, Dividends Paid or Credited to Policyholders on Direct Business, Direct Unearned Premium Reserves, Direct Losses Paid (deducting salvage), Direct Losses Incurred, Direct Losses Unpaid, Direct Defense and Cost Containment Expense Paid, Direct Defense and Cost Containment Expense Incurred, Direct Defense and Cost Containment Expense Unpaid, Commissions and Brokerage Expenses, Taxes, Licenses and Fees. Rows include various insurance lines like Fire, Multiple Peril Crop, Federal Flood, etc., and a 'DETAILS OF WRITE-INS' section at the bottom.

19.WV

(a) Finance and service charges not included in Lines 1 to 35 \$ 104

(b) For health business on indicated lines report: Number of persons insured under PPO managed care products 0 and number of persons insured under indemnity only products 0



ANNUAL STATEMENT FOR THE YEAR 2023 OF THE ALLMERICA FINANCIAL ALLIANCE INSURANCE COMPANY

EXHIBIT OF PREMIUMS AND LOSSES (Statutory Page 14)

NAIC Group Code 0088

BUSINESS IN THE STATE OF Wisconsin

DURING THE YEAR 2023

NAIC Company Code 10212

Table with 12 columns: Line of Business, Direct Premiums Written, Direct Premiums Earned, Dividends Paid or Credited to Policyholders on Direct Business, Direct Unearned Premium Reserves, Direct Losses Paid (deducting salvage), Direct Losses Incurred, Direct Losses Unpaid, Direct Defense and Cost Containment Expense Paid, Direct Defense and Cost Containment Expense Incurred, Direct Defense and Cost Containment Expense Unpaid, Commissions and Brokerage Expenses, Taxes, Licenses and Fees. Rows include various insurance categories like Fire, Multiple Peril Crop, Federal Flood, etc., and a 'DETAILS OF WRITE-INS' section at the bottom.

19.WI

(a) Finance and service charges not included in Lines 1 to 35 \$ 100

(b) For health business on indicated lines report: Number of persons insured under PPO managed care products 0 and number of persons insured under indemnity only products 0



ANNUAL STATEMENT FOR THE YEAR 2023 OF THE ALLMERICA FINANCIAL ALLIANCE INSURANCE COMPANY

EXHIBIT OF PREMIUMS AND LOSSES (Statutory Page 14)

NAIC Group Code 0088

BUSINESS IN THE STATE OF Wyoming

DURING THE YEAR 2023

NAIC Company Code 10212

Table with 12 columns: Line of Business, Direct Premiums Written, Direct Premiums Earned, Dividends Paid or Credited to Policyholders on Direct Business, Direct Unearned Premium Reserves, Direct Losses Paid (deducting salvage), Direct Losses Incurred, Direct Losses Unpaid, Direct Defense and Cost Containment Expense Paid, Direct Defense and Cost Containment Expense Incurred, Direct Defense and Cost Containment Expense Unpaid, Commissions and Brokerage Expenses, Taxes, Licenses and Fees. Rows include various insurance categories like Fire, Multiple Peril Crop, Federal Flood, etc., ending with a Total (a) row and a DETAILS OF WRITE-INS section.

19.WV

(a) Finance and service charges not included in Lines 1 to 35 \$ .....0
(b) For health business on indicated lines report: Number of persons insured under PPO managed care products .....0 and number of persons insured under indemnity only products .....



ANNUAL STATEMENT FOR THE YEAR 2023 OF THE ALLMERICA FINANCIAL ALLIANCE INSURANCE COMPANY

EXHIBIT OF PREMIUMS AND LOSSES (Statutory Page 14)

NAIC Group Code 0088

BUSINESS IN THE STATE OF Grand Total

DURING THE YEAR 2023

NAIC Company Code 10212

Table with 12 columns: Line of Business, Direct Premiums Written, Direct Premiums Earned, Dividends Paid or Credited to Policyholders on Direct Business, Direct Unearned Premium Reserves, Direct Losses Paid (deducting salvage), Direct Losses Incurred, Direct Losses Unpaid, Direct Defense and Cost Containment Expense Paid, Direct Defense and Cost Containment Expense Incurred, Direct Defense and Cost Containment Expense Unpaid, Commissions and Brokerage Expenses, Taxes, Licenses and Fees. Rows include various insurance categories like Fire, Multiple Peril Crop, Federal Flood, etc., ending with a Total (a) row.

(a) Finance and service charges not included in Lines 1 to 35 \$ 1,382,142
(b) For health business on indicated lines report: Number of persons insured under PPO managed care products 0 and number of persons insured under indemnity only products 0

19 GT

Schedule F - Part 1 - Assumed Reinsurance

**N O N E**

Schedule F - Part 2 - Premium Portfolio Reinsurance Effected or (Canceled)

**N O N E**



ANNUAL STATEMENT FOR THE YEAR 2023 OF THE ALLMERICA FINANCIAL ALLIANCE INSURANCE COMPANY

**SCHEDULE F - PART 3**

Ceded Reinsurance as of December 31, Current Year (\$000 Omitted)

1 ID Number	2 NAIC Com- pany Code	3 Name of Reinsurer	4 Domiciliary Jurisdiction	5 Special Code	6 Reinsurance Premiums Ceded	Reinsurance Recoverable On										16 Amount in Dispute included in Column 15	Reinsurance Payable		19 Net Amount Recoverable From Reinsurers Cols. 15 - [17 + 18]	20 Funds Held by Company Under Reinsurance Treaties
						7 Paid Losses	8 Paid LAE	9 Known Case Loss Reserves	10 Known Case LAE Reserves	11 IBNR Loss Reserves	12 IBNR LAE Reserves	13 Unearned Premiums	14 Contingent Commis- sions	15 Columns 7 through 14 Totals	17 Ceded Balances Payable		18 Other Amounts Due to Reinsurers			
13-5129825	22292	THE HANOVER INSURANCE COMPANY	NH		215,198	0	0	80,309	3,542	56,847	13,382	104,207	0	258,287	0	0	0	258,287	0	
0399999		Total Authorized - Affiliates - U.S. Non-Pool - Other			215,198	0	0	80,309	3,542	56,847	13,382	104,207	0	258,287	0	0	0	258,287	0	
0499999		Total Authorized - Affiliates - U.S. Non-Pool			215,198	0	0	80,309	3,542	56,847	13,382	104,207	0	258,287	0	0	0	258,287	0	
0799999		Total Authorized - Affiliates - Other (Non-U.S.)			0	0	0	0	0	0	0	0	0	0	0	0	0	0	0	
0899999		Total Authorized - Affiliates			215,198	0	0	80,309	3,542	56,847	13,382	104,207	0	258,287	0	0	0	258,287	0	
1499999		Total Authorized Excluding Protected Cells (Sum of 0899999, 0999999, 1099999, 1199999 and 1299999)			215,198	0	0	80,309	3,542	56,847	13,382	104,207	0	258,287	0	0	0	258,287	0	
1899999		Total Unauthorized - Affiliates - U.S. Non-Pool			0	0	0	0	0	0	0	0	0	0	0	0	0	0	0	
2199999		Total Unauthorized - Affiliates - Other (Non-U.S.)			0	0	0	0	0	0	0	0	0	0	0	0	0	0	0	
2299999		Total Unauthorized - Affiliates			0	0	0	0	0	0	0	0	0	0	0	0	0	0	0	
2899999		Total Unauthorized Excluding Protected Cells (Sum of 2299999, 2399999, 2499999, 2599999 and 2699999)			0	0	0	0	0	0	0	0	0	0	0	0	0	0	0	
3299999		Total Certified - Affiliates - U.S. Non-Pool			0	0	0	0	0	0	0	0	0	0	0	0	0	0	0	
3599999		Total Certified - Affiliates - Other (Non-U.S.)			0	0	0	0	0	0	0	0	0	0	0	0	0	0	0	
3699999		Total Certified - Affiliates			0	0	0	0	0	0	0	0	0	0	0	0	0	0	0	
4299999		Total Certified Excluding Protected Cells (Sum of 3699999, 3799999, 3899999, 3999999 and 4099999)			0	0	0	0	0	0	0	0	0	0	0	0	0	0	0	
4699999		Total Reciprocal Jurisdiction - Affiliates - U.S. Non-Pool			0	0	0	0	0	0	0	0	0	0	0	0	0	0	0	
4999999		Total Reciprocal Jurisdiction - Affiliates - Other (Non-U.S.)			0	0	0	0	0	0	0	0	0	0	0	0	0	0	0	
5099999		Total Reciprocal Jurisdiction - Affiliates			0	0	0	0	0	0	0	0	0	0	0	0	0	0	0	
5699999		Total Reciprocal Jurisdiction Excluding Protected Cells (Sum of 5099999, 5199999, 5299999, 5399999 and 5499999)			0	0	0	0	0	0	0	0	0	0	0	0	0	0	0	
5799999		Total Authorized, Unauthorized, Reciprocal Jurisdiction and Certified Excluding Protected Cells (Sum of 1499999, 2899999, 4299999 and 5699999)			215,198	0	0	80,309	3,542	56,847	13,382	104,207	0	258,287	0	0	0	258,287	0	
5899999		Total Protected Cells (Sum of 1399999, 2799999, 4199999 and 5599999)			0	0	0	0	0	0	0	0	0	0	0	0	0	0	0	
9999999		Totals			215,198	0	0	80,309	3,542	56,847	13,382	104,207	0	258,287	0	0	0	258,287	0	

ANNUAL STATEMENT FOR THE YEAR 2023 OF THE ALLMERICA FINANCIAL ALLIANCE INSURANCE COMPANY

**SCHEDULE F - PART 3 (Continued)**

Ceded Reinsurance as of December 31, Current Year (\$000 Omitted)  
(Credit Risk)

ID Number From Col. 1	Name of Reinsurer From Col. 3	Collateral				25 Total Funds Held, Payables & Collateral	26 Net Recoverable Net of Funds Held & Collateral	27 Applicable Sch. F Penalty (Col. 78)	Ceded Reinsurance Credit Risk								
		21 Multiple Beneficiary Trusts	22 Letters of Credit	23 Issuing or Confirming Bank Reference Number	24 Single Beneficiary Trusts & Other Allowable Collateral				28 Total Amount Recoverable from Reinsurers Less Penalty (Cols. 15-27)	29 Stressed Recoverable (Col. 28 * 120%)	30 Reinsurance Payable & Funds Held (Cols. 17+18+20; but not in excess of Col. 29)	31 Stressed Net Recoverable (Cols. 29-30)	32 Total Collateral (Cols. 21+22 + 24, not in Excess of Col. 31)	33 Stressed Net Recoverable Net of Collateral Offsets (Cols. 31-32)	34 Reinsurer Designation Equivalent	35 Credit Risk on Collateralized Recoverables (Col. 32 * Factor Applicable to Reinsurer Designation Equivalent in Col. 34)	36 Credit Risk on Un-collateralized Recoverables (Col. 33 * Factor Applicable to Reinsurer Designation Equivalent in Col. 34)
13-5129825	THE HANOVER INSURANCE COMPANY	0	0		0	258,287	0	XXX	XXX	XXX	XXX	XXX	XXX	XXX	XXX	XXX	XXX
0399999	Total Authorized - Affiliates - U.S. Non-Pool - Other	0	0	XXX	0	258,287	0	XXX	XXX	XXX	XXX	XXX	XXX	XXX	XXX	XXX	XXX
0499999	Total Authorized - Affiliates - U.S. Non-Pool	0	0	XXX	0	258,287	0	XXX	XXX	XXX	XXX	XXX	XXX	XXX	XXX	XXX	XXX
0799999	Total Authorized - Affiliates - Other (Non-U.S.)	0	0	XXX	0	0	0	0	0	0	0	0	0	0	XXX	0	0
0899999	Total Authorized - Affiliates	0	0	XXX	0	258,287	0	0	0	0	0	0	0	0	XXX	0	0
1499999	Total Authorized Excluding Protected Cells (Sum of 0899999, 0999999, 1099999, 1199999 and 1299999)	0	0	XXX	0	258,287	0	0	0	0	0	0	0	0	XXX	0	0
1899999	Total Unauthorized - Affiliates - U.S. Non-Pool	0	0	XXX	0	0	0	XXX	XXX	XXX	XXX	XXX	XXX	XXX	XXX	XXX	XXX
2199999	Total Unauthorized - Affiliates - Other (Non-U.S.)	0	0	XXX	0	0	0	0	0	0	0	0	0	0	XXX	0	0
2299999	Total Unauthorized - Affiliates	0	0	XXX	0	0	0	0	0	0	0	0	0	0	XXX	0	0
2899999	Total Unauthorized Excluding Protected Cells (Sum of 2299999, 2399999, 2499999, 2599999 and 2699999)	0	0	XXX	0	0	0	0	0	0	0	0	0	0	XXX	0	0
3299999	Total Certified - Affiliates - U.S. Non-Pool	0	0	XXX	0	0	0	XXX	XXX	XXX	XXX	XXX	XXX	XXX	XXX	XXX	XXX
3599999	Total Certified - Affiliates - Other (Non-U.S.)	0	0	XXX	0	0	0	0	0	0	0	0	0	0	XXX	0	0
3699999	Total Certified - Affiliates	0	0	XXX	0	0	0	0	0	0	0	0	0	0	XXX	0	0
4299999	Total Certified Excluding Protected Cells (Sum of 3699999, 3799999, 3899999, 3999999 and 4099999)	0	0	XXX	0	0	0	0	0	0	0	0	0	0	XXX	0	0
4699999	Total Reciprocal Jurisdiction - Affiliates - U.S. Non-Pool	0	0	XXX	0	0	0	XXX	XXX	XXX	XXX	XXX	XXX	XXX	XXX	XXX	XXX
4999999	Total Reciprocal Jurisdiction - Affiliates - Other (Non-U.S.)	0	0	XXX	0	0	0	0	0	0	0	0	0	0	XXX	0	0
5099999	Total Reciprocal Jurisdiction - Affiliates	0	0	XXX	0	0	0	0	0	0	0	0	0	0	XXX	0	0
5699999	Total Reciprocal Jurisdiction Excluding Protected Cells (Sum of 5099999, 5199999, 5299999, 5399999 and 5499999)	0	0	XXX	0	0	0	0	0	0	0	0	0	0	XXX	0	0
5799999	Total Authorized, Unauthorized, Reciprocal Jurisdiction and Certified Excluding Protected Cells (Sum of 1499999, 2899999, 4299999 and 5699999)	0	0	XXX	0	258,287	0	0	0	0	0	0	0	0	XXX	0	0
5899999	Total Protected Cells (Sum of 1399999, 2799999, 4199999 and 5599999)	0	0	XXX	0	0	0	XXX	XXX	XXX	XXX	XXX	XXX	XXX	XXX	XXX	XXX
9999999	Totals	0	0	XXX	0	258,287	0	0	0	0	0	0	0	0	XXX	0	0

ANNUAL STATEMENT FOR THE YEAR 2023 OF THE ALLMERICA FINANCIAL ALLIANCE INSURANCE COMPANY

**SCHEDULE F - PART 3 (Continued)**

Ceded Reinsurance as of December 31, Current Year (\$000 Omitted)  
(Aging of Ceded Reinsurance)

ID Number From Col. 1	Name of Reinsurer From Col. 3	Reinsurance Recoverable on Paid Losses and Paid Loss Adjustment Expenses						44 Total Recoverable on Paid Losses & LAE Amounts in Dispute Included in Col. 43	45 Recoverable on Paid Losses & LAE Over 90 Days Past Due Amounts in Dispute Included in Cols. 40 & 41	46 Total Recoverable on Paid Losses & LAE Amounts Not in Dispute (Cols 43-44)	47 Recoverable on Paid Losses & LAE Over 90 Days Past Due Amounts Not in Dispute (Cols. 40 + 41 - 45)	48 Amounts Received Prior 90 Days	49 Percentage Overdue Col. 42/Col. 43	50 Percentage of Amounts More Than 90 Days Overdue Not in Dispute (Col. 47/[Cols. 46+48])	51 Percentage More Than 120 Days Overdue (Col. 41/ Col. 43)	52 Is the Amount in Col. 50 Less Than 20%? (Yes or No)	53 Amounts in Col. 47 for Reinsurers with Values Less Than 20% in Col. 50
		37 Current	Overdue				43 Total Due Cols. 37+42 (In total should equal Cols. 7+8)										
			38 1 - 29 Days	39 30 - 90 Days	40 91 - 120 Days	41 Over 120 Days											
13-5129825	THE HANOVER INSURANCE COMPANY	0	0	0	0	0	0	0	0	0	0	0.0	0.0	0.0	0.0	XXX	0
0399999	Total Authorized - Affiliates - U.S. Non-Pool - Other	0	0	0	0	0	0	0	0	0	0	0.0	0.0	0.0	0.0	XXX	0
0499999	Total Authorized - Affiliates - U.S. Non-Pool	0	0	0	0	0	0	0	0	0	0	0.0	0.0	0.0	0.0	XXX	0
0799999	Total Authorized - Affiliates - Other (Non-U.S.)	0	0	0	0	0	0	0	0	0	0	0.0	0.0	0.0	0.0	XXX	0
0899999	Total Authorized - Affiliates	0	0	0	0	0	0	0	0	0	0	0.0	0.0	0.0	0.0	XXX	0
1499999	Total Authorized Excluding Protected Cells (Sum of 0899999, 0999999, 1099999, 1199999 and 1299999)	0	0	0	0	0	0	0	0	0	0	0.0	0.0	0.0	0.0	XXX	0
1899999	Total Unauthorized - Affiliates - U.S. Non-Pool	0	0	0	0	0	0	0	0	0	0	0.0	0.0	0.0	0.0	XXX	0
2199999	Total Unauthorized - Affiliates - Other (Non-U.S.)	0	0	0	0	0	0	0	0	0	0	0.0	0.0	0.0	0.0	XXX	0
2299999	Total Unauthorized - Affiliates	0	0	0	0	0	0	0	0	0	0	0.0	0.0	0.0	0.0	XXX	0
2899999	Total Unauthorized Excluding Protected Cells (Sum of 2299999, 2399999, 2499999, 2599999 and 2699999)	0	0	0	0	0	0	0	0	0	0	0.0	0.0	0.0	0.0	XXX	0
3299999	Total Certified - Affiliates - U.S. Non-Pool	0	0	0	0	0	0	0	0	0	0	0.0	0.0	0.0	0.0	XXX	0
3599999	Total Certified - Affiliates - Other (Non-U.S.)	0	0	0	0	0	0	0	0	0	0	0.0	0.0	0.0	0.0	XXX	0
3699999	Total Certified - Affiliates	0	0	0	0	0	0	0	0	0	0	0.0	0.0	0.0	0.0	XXX	0
4299999	Total Certified Excluding Protected Cells (Sum of 3699999, 3799999, 3899999, 3999999 and 4099999)	0	0	0	0	0	0	0	0	0	0	0.0	0.0	0.0	0.0	XXX	0
4699999	Total Reciprocal Jurisdiction - Affiliates - U.S. Non-Pool	0	0	0	0	0	0	0	0	0	0	0.0	0.0	0.0	0.0	XXX	0
4999999	Total Reciprocal Jurisdiction - Affiliates - Other (Non-U.S.)	0	0	0	0	0	0	0	0	0	0	0.0	0.0	0.0	0.0	XXX	0
5099999	Total Reciprocal Jurisdiction - Affiliates	0	0	0	0	0	0	0	0	0	0	0.0	0.0	0.0	0.0	XXX	0
5699999	Total Reciprocal Jurisdiction Excluding Protected Cells (Sum of 5099999, 5199999, 5299999, 5399999 and 5499999)	0	0	0	0	0	0	0	0	0	0	0.0	0.0	0.0	0.0	XXX	0
5799999	Total Authorized, Unauthorized, Reciprocal Jurisdiction and Certified Excluding Protected Cells (Sum of 1499999, 2899999, 4299999 and 5699999)	0	0	0	0	0	0	0	0	0	0	0.0	0.0	0.0	0.0	XXX	0
5899999	Total Protected Cells (Sum of 1399999, 2799999, 4199999 and 5599999)	0	0	0	0	0	0	0	0	0	0	0.0	0.0	0.0	0.0	XXX	0
9999999	Totals	0	0	0	0	0	0	0	0	0	0	0.0	0.0	0.0	0.0	XXX	0

ANNUAL STATEMENT FOR THE YEAR 2023 OF THE ALLMERICA FINANCIAL ALLIANCE INSURANCE COMPANY

**SCHEDULE F - PART 3 (Continued)**

Ceded Reinsurance as of December 31, Current Year (\$000 Omitted)  
(Provision for Reinsurance for Certified Reinsurers)

ID Number From Col. 1	Name of Reinsurer From Col. 3	Provision for Certified Reinsurance													Complete if Col. 52 = "No"; Otherwise Enter 0			69 Provision for Overdue Reinsurance Ceded to Certified Reinsurers (Greater of [Col. 62 + Col. 65] or Col.68; not to Exceed Col. 63)
		54	55	56	57	58	59	60	61	62	63	64	65	66	67	68		
		Certified Reinsurer Rating (1 through 6)	Effective Date of Certified Reinsurer Rating	Percent Collateral Required for Full Credit (0% through 100%)	Catastrophe Recoverables Qualifying for Collateral Deferral	Net Recoverables Subject to Collateral Requirements for Full Credit (Col. 19 - Col. 57)	Dollar Amount of Collateral Required (Col. 56 * Col. 58)	Percent of Collateral Provided for Net Recoverables Subject to Collateral Requirements ([Col. 20 + Col. 21 + Col. 22 + Col. 24] / Col. 58)	Percent Credit Allowed on Net Recoverables Subject to Collateral Requirements (Col. 60 / Col. 56, not to exceed 100%)	20% of Recoverable on Paid Losses & LAE Over 90 Days Past Due Amounts in Dispute (Col. 45 * 20%)	Amount of Credit Allowed for Net Recoverables (Col. 57 + [Col. 58 * Col. 61])	Provision for Reinsurance with Certified Reinsurers Due to Collateral Deficiency (Col. 19 - Col. 63)	20% of Recoverable on Paid Losses & LAE Over 90 Days Past Due Amounts Not in Dispute (Col. 47 * 20%)	Total Collateral Provided (Col. 20 + Col. 21 + Col. 24, not to Exceed Col. 63)	Net Unsecured Recoverable for Which Credit is Allowed (Col. 63 - Col. 66)	20% of Amount in Col. 67		
13-5129825	THE HANOVER INSURANCE COMPANY	XXX	XXX	XXX	XXX	XXX	XXX	XXX	XXX	XXX	XXX	XXX	XXX	XXX	XXX	XXX	XXX	
0399999	Total Authorized - Affiliates - U.S. Non-Pool - Other	XXX	XXX	XXX	XXX	XXX	XXX	XXX	XXX	XXX	XXX	XXX	XXX	XXX	XXX	XXX	XXX	
0499999	Total Authorized - Affiliates - U.S. Non-Pool	XXX	XXX	XXX	XXX	XXX	XXX	XXX	XXX	XXX	XXX	XXX	XXX	XXX	XXX	XXX	XXX	
0799999	Total Authorized - Affiliates - Other (Non-U.S.)	XXX	XXX	XXX	XXX	XXX	XXX	XXX	XXX	XXX	XXX	XXX	XXX	XXX	XXX	XXX	XXX	
0899999	Total Authorized - Affiliates	XXX	XXX	XXX	XXX	XXX	XXX	XXX	XXX	XXX	XXX	XXX	XXX	XXX	XXX	XXX	XXX	
1499999	Total Authorized Excluding Protected Cells (Sum of 0899999, 0999999, 1099999, 1199999 and 1299999)	XXX	XXX	XXX	XXX	XXX	XXX	XXX	XXX	XXX	XXX	XXX	XXX	XXX	XXX	XXX	XXX	
1899999	Total Unauthorized - Affiliates - U.S. Non-Pool	XXX	XXX	XXX	XXX	XXX	XXX	XXX	XXX	XXX	XXX	XXX	XXX	XXX	XXX	XXX	XXX	
2199999	Total Unauthorized - Affiliates - Other (Non-U.S.)	XXX	XXX	XXX	XXX	XXX	XXX	XXX	XXX	XXX	XXX	XXX	XXX	XXX	XXX	XXX	XXX	
2299999	Total Unauthorized - Affiliates	XXX	XXX	XXX	XXX	XXX	XXX	XXX	XXX	XXX	XXX	XXX	XXX	XXX	XXX	XXX	XXX	
2899999	Total Unauthorized Excluding Protected Cells (Sum of 2299999, 2399999, 2499999, 2599999 and 2699999)	XXX	XXX	XXX	XXX	XXX	XXX	XXX	XXX	XXX	XXX	XXX	XXX	XXX	XXX	XXX	XXX	
3299999	Total Certified - Affiliates - U.S. Non-Pool	XXX	0	0	0	0	XXX	XXX	0	0	0	0	0	0	0	0	0	
3599999	Total Certified - Affiliates - Other (Non-U.S.)	XXX	0	0	0	0	XXX	XXX	0	0	0	0	0	0	0	0	0	
3699999	Total Certified - Affiliates	XXX	0	0	0	0	XXX	XXX	0	0	0	0	0	0	0	0	0	
4299999	Total Certified Excluding Protected Cells (Sum of 3699999, 3799999, 3899999, 3999999 and 4099999)	XXX	0	0	0	0	XXX	XXX	0	0	0	0	0	0	0	0	0	
4699999	Total Reciprocal Jurisdiction - Affiliates - U.S. Non-Pool	XXX	XXX	XXX	XXX	XXX	XXX	XXX	XXX	XXX	XXX	XXX	XXX	XXX	XXX	XXX	XXX	
4999999	Total Reciprocal Jurisdiction - Affiliates - Other (Non-U.S.)	XXX	XXX	XXX	XXX	XXX	XXX	XXX	XXX	XXX	XXX	XXX	XXX	XXX	XXX	XXX	XXX	
5099999	Total Reciprocal Jurisdiction - Affiliates	XXX	XXX	XXX	XXX	XXX	XXX	XXX	XXX	XXX	XXX	XXX	XXX	XXX	XXX	XXX	XXX	
5699999	Total Reciprocal Jurisdiction Excluding Protected Cells (Sum of 5099999, 5199999, 5299999, 5399999 and 5499999)	XXX	XXX	XXX	XXX	XXX	XXX	XXX	XXX	XXX	XXX	XXX	XXX	XXX	XXX	XXX	XXX	
5799999	Total Authorized, Unauthorized, Reciprocal Jurisdiction and Certified Excluding Protected Cells (Sum of 1499999, 2899999, 4299999 and 5699999)	XXX	0	0	0	0	XXX	XXX	0	0	0	0	0	0	0	0	0	
5899999	Total Protected Cells (Sum of 1399999, 2799999, 4199999 and 5599999)	XXX	0	0	0	0	XXX	XXX	0	0	0	0	0	0	0	0	0	
9999999	Totals	XXX	0	0	0	0	XXX	XXX	0	0	0	0	0	0	0	0	0	

ANNUAL STATEMENT FOR THE YEAR 2023 OF THE ALLMERICA FINANCIAL ALLIANCE INSURANCE COMPANY

**SCHEDULE F - PART 3 (Continued)**

Ceded Reinsurance as of December 31, Current Year (\$000 Omitted)  
(Total Provision for Reinsurance)

ID Number From Col. 1	Name of Reinsurer From Col. 3	70 20% of Recoverable on Paid Losses & LAE Over 90 Days past Due Amounts Not in Dispute (Col. 47 * 20%)	71 Provision for Unauthorized Reinsurance		73 Provision for Overdue Authorized and Reciprocal Jurisdiction Reinsurance		75 Total Provision for Reinsurance			
			71 Provision for Reinsurance with Unauthorized Reinsurers Due to Collateral Deficiency (Col. 26)	72 Provision for Overdue Reinsurance from Unauthorized Reinsurers and Amounts in Dispute (Col. 70 + 20% of the Amount in Col. 16)	73 Complete if Col. 52 = "Yes"; Otherwise Enter 0  20% of Recoverable on Paid Losses & LAE Over 90 Days Past Due Amounts Not in Dispute + 20% of Amounts in Dispute ([Col. 47 * 20%] + [Col. 45 * 20%])	74 Complete if Col. 52 = "No"; Otherwise Enter 0  Greater of 20% of Net Recoverable Net of Funds Held & Collateral, or 20% of Recoverable on Paid Losses & LAE Over 90 Days Past Due (Greater of Col. 26 * 20% or Cols. [40 + 41] * 20%)	75 Provision for Amounts Ceded to Authorized and Reciprocal Jurisdiction Reinsurers (Cols. 73 + 74)	76 Provision for Amounts Ceded to Unauthorized Reinsurers (Cols. 71 + 72 Not in Excess of Col. 15)	77 Provision for Amounts Ceded to Certified Reinsurers (Cols. 64 + 69)	78 Total Provision for Reinsurance (Cols. 75 + 76 + 77)
13-5129825	THE HANOVER INSURANCE COMPANY	0	XXX	XXX	0	0	0	XXX	XXX	0
0399999	Total Authorized - Affiliates - U.S. Non-Pool - Other	0	XXX	XXX	0	0	0	XXX	XXX	0
0499999	Total Authorized - Affiliates - U.S. Non-Pool	0	XXX	XXX	0	0	0	XXX	XXX	0
0799999	Total Authorized - Affiliates - Other (Non-U.S.)	0	XXX	XXX	0	0	0	XXX	XXX	0
0899999	Total Authorized - Affiliates	0	XXX	XXX	0	0	0	XXX	XXX	0
1499999	Total Authorized Excluding Protected Cells (Sum of 0899999, 0999999, 1099999, 1199999 and 1299999)	0	XXX	XXX	0	0	0	XXX	XXX	0
1899999	Total Unauthorized - Affiliates - U.S. Non-Pool	0	0	0	XXX	XXX	XXX	0	XXX	0
2199999	Total Unauthorized - Affiliates - Other (Non-U.S.)	0	0	0	XXX	XXX	XXX	0	XXX	0
2299999	Total Unauthorized - Affiliates	0	0	0	XXX	XXX	XXX	0	XXX	0
2899999	Total Unauthorized Excluding Protected Cells (Sum of 2299999, 2399999, 2499999, 2599999 and 2699999)	0	0	0	XXX	XXX	XXX	0	XXX	0
3299999	Total Certified - Affiliates - U.S. Non-Pool	XXX	XXX	XXX	XXX	XXX	XXX	XXX	0	0
3599999	Total Certified - Affiliates - Other (Non-U.S.)	XXX	XXX	XXX	XXX	XXX	XXX	XXX	0	0
3699999	Total Certified - Affiliates	XXX	XXX	XXX	XXX	XXX	XXX	XXX	0	0
4299999	Total Certified Excluding Protected Cells (Sum of 3699999, 3799999, 3899999, 3999999 and 4099999)	XXX	XXX	XXX	XXX	XXX	XXX	XXX	0	0
4699999	Total Reciprocal Jurisdiction - Affiliates - U.S. Non-Pool	0	XXX	XXX	0	0	0	XXX	XXX	0
4999999	Total Reciprocal Jurisdiction - Affiliates - Other (Non-U.S.)	0	XXX	XXX	0	0	0	XXX	XXX	0
5099999	Total Reciprocal Jurisdiction - Affiliates	0	XXX	XXX	0	0	0	XXX	XXX	0
5699999	Total Reciprocal Jurisdiction Excluding Protected Cells (Sum of 5099999, 5199999, 5299999, 5399999 and 5499999)	0	XXX	XXX	0	0	0	XXX	XXX	0
5799999	Total Authorized, Unauthorized, Reciprocal Jurisdiction and Certified Excluding Protected Cells (Sum of 1499999, 2899999, 4299999 and 5699999)	0	0	0	0	0	0	0	0	0
5899999	Total Protected Cells (Sum of 1399999, 2799999, 4199999 and 5599999)	0	0	0	0	0	0	0	0	0
9999999	Totals	0	0	0	0	0	0	0	0	0

ANNUAL STATEMENT FOR THE YEAR 2023 OF THE ALLMERICA FINANCIAL ALLIANCE INSURANCE COMPANY

**SCHEDULE F - PART 4**

Issuing or Confirming Banks for Letters of Credit from Schedule F, Part 3 (\$000 Omitted)

1 Issuing or Confirming Bank Reference Number Used in Col. 23 of Sch F Part 3	2 Letters of Credit Code	3 American Bankers Association (ABA) Routing Number	4 Issuing or Confirming Bank Name	5 Letters of Credit Amount
<b>NONE</b>				
Total				

ANNUAL STATEMENT FOR THE YEAR 2023 OF THE ALLMERICA FINANCIAL ALLIANCE INSURANCE COMPANY

**SCHEDULE F - PART 5**

Interrogatories for Schedule F, Part 3 (000 Omitted)

A. Report the five largest provisional commission rates included in the cedant's reinsurance treaties. The commission rate to be reported is by contract with ceded premium in excess of \$50,000:

	1 <u>Name of Reinsurer</u>	2 <u>Commission Rate</u>	3 <u>Ceded Premium</u>
1.	.....	0.000	0
2.	.....	0.000	0
3.	.....	0.000	0
4.	.....	0.000	0
5.	.....	0.000	0

B. Report the five largest reinsurance recoverables reported in Schedule F, Part 3, Column 15, due from any one reinsurer (based on the total recoverables, Schedule F, Part 3, Line 9999999, Column 15), the amount of ceded premium, and indicate whether the recoverables are due from an affiliated insurer.

	1 <u>Name of Reinsurer</u>	2 <u>Total Recoverables</u>	3 <u>Ceded Premiums</u>	4 <u>Affiliated</u>
6.	THE HANOVER INSURANCE COMPANY .....	258,287	215,198	Yes [ X ] No [ ]
7.	.....	0	0	Yes [ ] No [ ]
8.	.....	0	0	Yes [ ] No [ ]
9.	.....	0	0	Yes [ ] No [ ]
10.	.....	0	0	Yes [ ] No [ ]

NOTE: Disclosure of the five largest provisional commission rates should exclude mandatory pools and joint underwriting associations.

**SCHEDULE F - PART 6**

Restatement of Balance Sheet to Identify Net Credit for Reinsurance

	1 As Reported (Net of Ceded)	2 Restatement Adjustments	3 Restated (Gross of Ceded)
ASSETS (Page 2, Col. 3)			
1. Cash and invested assets (Line 12) .....	28,733,916	0	28,733,916
2. Premiums and considerations (Line 15) .....	0	0	0
3. Reinsurance recoverable on loss and loss adjustment expense payments (Line 16.1) .....	0	0	0
4. Funds held by or deposited with reinsured companies (Line 16.2) .....	0	0	0
5. Other assets .....	216,299	0	216,299
6. Net amount recoverable from reinsurers .....	0	258,287,000	258,287,000
7. Protected cell assets (Line 27) .....	0	0	0
8. Totals (Line 28) .....	28,950,215	258,287,000	287,237,215
LIABILITIES (Page 3)			
9. Losses and loss adjustment expenses (Lines 1 through 3) .....	0	154,080,000	154,080,000
10. Taxes, expenses, and other obligations (Lines 4 through 8) .....	22,377	0	22,377
11. Unearned premiums (Line 9) .....	0	104,207,000	104,207,000
12. Advance premiums (Line 10) .....	0	0	0
13. Dividends declared and unpaid (Line 11.1 and 11.2) .....	0	0	0
14. Ceded reinsurance premiums payable (net of ceding commissions (Line 12) .....	0	0	0
15. Funds held by company under reinsurance treaties (Line 13) .....	0	0	0
16. Amounts withheld or retained by company for account of others (Line 14) .....	0	0	0
17. Provision for reinsurance (Line 16) .....	0	0	0
18. Other liabilities .....	13,393	0	13,393
19. Total liabilities excluding protected cell business (Line 26) .....	35,770	258,287,000	258,322,770
20. Protected cell liabilities (Line 27) .....	0	0	0
21. Surplus as regards policyholders (Line 37)	28,914,445	XXX	28,914,445
22. Totals (Line 38)	28,950,215	258,287,000	287,237,215

NOTE: Is the restatement of this exhibit the result of grossing up balances ceded to affiliates under 100 percent reinsurance or pooling arrangements? ..... Yes [ X ] No [ ]

If yes, give full explanation: The Company Ceded 100% of its insurance business to The Hanover Insurance Company, an affiliated insurer. ....



Schedule H - Part 1 - Analysis of Underwriting Operations

**NONE**

Schedule H - Part 2 - Reserves and Liabilities

**NONE**

Schedule H - Part 3 - Test of Prior Year's Claim Reserves and Liabilities

**NONE**

Schedule H - Part 4 - Reinsurance

**NONE**

Schedule H - Part 5 - Health Claims

**NONE**

**SCHEDULE P - ANALYSIS OF LOSSES AND LOSS EXPENSES**  
**SCHEDULE P - PART 1 - SUMMARY**

(\$000 OMITTED)

Years in Which Premiums Were Earned and Losses Were Incurred	Premiums Earned			Loss and Loss Expense Payments						10 Salvage and Subrogation Received	11 Total Net Paid Cols (4 - 5 + 6 - 7 + 8 - 9)	12 Number of Claims Reported Direct and Assumed
	1	2	3	Loss Payments		Defense and Cost Containment Payments		Adjusting and Other Payments				
				4	5	6	7	8	9			
1. Prior.....	XXX	XXX	XXX	273	273	43	43	19	19	0	0	XXX
2. 2014.....	112,410	112,410	0	74,869	74,869	2,240	2,240	14,308	14,308	0	0	XXX
3. 2015.....	119,646	119,646	0	78,277	78,277	2,841	2,841	14,428	14,428	0	0	XXX
4. 2016.....	130,691	130,691	0	91,292	91,292	3,494	3,494	15,909	15,909	0	0	XXX
5. 2017.....	142,783	142,783	0	99,250	99,250	3,980	3,980	16,519	16,519	0	0	XXX
6. 2018.....	155,775	155,775	0	106,260	106,260	4,239	4,239	15,774	15,774	0	0	XXX
7. 2019.....	165,773	165,773	0	96,761	96,761	3,651	3,651	15,985	15,985	0	0	XXX
8. 2020.....	161,485	161,485	0	67,569	67,569	2,148	2,148	13,429	13,429	0	0	XXX
9. 2021.....	161,276	161,276	0	75,178	75,178	2,005	2,005	13,091	13,091	0	0	XXX
10. 2022.....	177,352	177,352	0	93,545	93,545	1,250	1,250	13,876	13,876	0	0	XXX
11. 2023.....	206,114	206,114	0	79,633	79,633	335	335	14,057	14,057	0	0	XXX
12. Totals	XXX	XXX	XXX	862,905	862,905	26,225	26,225	147,395	147,395	0	0	XXX

	Losses Unpaid				Defense and Cost Containment Unpaid				Adjusting and Other Unpaid		23 Salvage and Subrogation Anticipated	24 Total Net Losses and Expenses Unpaid	25 Number of Claims Outstanding Direct and Assumed
	Case Basis		Bulk + IBNR		Case Basis		Bulk + IBNR		Adjusting and Other Unpaid				
	13	14	15	16	17	18	19	20	21	22			
1. Prior.....	837	837	174	174	0	0	17	17	151	151	0	0	XXX
2. 2014.....	5	5	37	37	15	15	4	4	1	1	0	0	XXX
3. 2015.....	887	887	60	60	54	54	11	11	4	4	0	0	XXX
4. 2016.....	1,443	1,443	124	124	82	82	25	25	9	9	0	0	XXX
5. 2017.....	2,125	2,125	389	389	122	122	78	78	22	22	0	0	XXX
6. 2018.....	3,117	3,117	836	836	251	251	178	178	26	26	0	0	XXX
7. 2019.....	9,642	9,642	1,552	1,552	557	557	397	397	69	69	0	0	XXX
8. 2020.....	5,503	5,503	2,950	2,950	381	381	817	817	52	52	0	0	XXX
9. 2021.....	14,025	14,025	5,680	5,680	1,007	1,007	1,532	1,532	162	162	0	0	XXX
10. 2022.....	16,911	16,911	12,404	12,404	647	647	3,075	3,075	332	332	0	0	XXX
11. 2023.....	25,813	25,813	32,642	32,642	425	425	4,523	4,523	1,897	1,897	0	0	XXX
12. Totals	80,309	80,309	56,847	56,847	3,542	3,542	10,657	10,657	2,724	2,724	0	0	XXX

	Total Losses and Loss Expenses Incurred			Loss and Loss Expense Percentage (Incurred /Premiums Earned)			Nontabular Discount		34 Inter-Company Pooling Participation Percentage	Net Balance Sheet Reserves After Discount	
	26	27	28	29	30	31	32	33		35	36
1. Prior.....	XXX	XXX	XXX	XXX	XXX	XXX	0	0	XXX	0	0
2. 2014.....	91,479	91,479	0	81.4	81.4	0.0	0	0	0.0	0	0
3. 2015.....	96,562	96,562	0	80.7	80.7	0.0	0	0	0.0	0	0
4. 2016.....	112,377	112,377	0	86.0	86.0	0.0	0	0	0.0	0	0
5. 2017.....	122,485	122,485	0	85.8	85.8	0.0	0	0	0.0	0	0
6. 2018.....	130,681	130,681	0	83.9	83.9	0.0	0	0	0.0	0	0
7. 2019.....	128,614	128,614	0	77.6	77.6	0.0	0	0	0.0	0	0
8. 2020.....	92,849	92,849	0	57.5	57.5	0.0	0	0	0.0	0	0
9. 2021.....	112,680	112,680	0	69.9	69.9	0.0	0	0	0.0	0	0
10. 2022.....	142,039	142,039	0	80.1	80.1	0.0	0	0	0.0	0	0
11. 2023.....	159,324	159,324	0	77.3	77.3	0.0	0	0	0.0	0	0
12. Totals	XXX	XXX	XXX	XXX	XXX	XXX	0	0	XXX	0	0

Note: Parts 2 and 4 are gross of all discounting, including tabular discounting. Part 1 is gross of only nontabular discounting, which is reported in Columns 32 and 33 of Part 1. The tabular discount, if any, is reported in the Notes to Financial Statements which will reconcile Part 1 with Parts 2 and 4.

Schedule P - Part 2 - Summary

**N O N E**

Schedule P - Part 3 - Summary

**N O N E**

Schedule P - Part 4 - Summary

**N O N E**

Schedule P - Part 1A - Homeowners/Farmowners

**N O N E**

**ANNUAL STATEMENT FOR THE YEAR 2023 OF THE ALLMERICA FINANCIAL ALLIANCE INSURANCE COMPANY**  
**SCHEDULE P - PART 1B - PRIVATE PASSENGER AUTO LIABILITY/MEDICAL**  
(\$000 OMITTED)

Years in Which Premiums Were Earned and Losses Were Incurred	Premiums Earned			Loss and Loss Expense Payments						10 Salvage and Subrogation Received	11 Total Net Paid Cols (4 - 5 + 6 - 7 + 8 - 9)	12 Number of Claims Reported Direct and Assumed
	1	2	3	Loss Payments		Defense and Cost Containment Payments		Adjusting and Other Payments				
				4	5	6	7	8	9			
	Direct and Assumed	Ceded	Net (1 - 2)	Direct and Assumed	Ceded	Direct and Assumed	Ceded	Direct and Assumed	Ceded			
1. Prior.....	XXX.....	XXX.....	XXX.....	241.....	241.....	30.....	30.....	1.....	1.....	0.....	0.....	XXX.....
2. 2014.....	65,339.....	65,339.....	0.....	47,231.....	47,231.....	2,224.....	2,224.....	6,410.....	6,410.....	0.....	0.....	10,277.....
3. 2015.....	67,500.....	67,500.....	0.....	47,816.....	47,816.....	2,792.....	2,792.....	5,909.....	5,909.....	0.....	0.....	10,114.....
4. 2016.....	72,422.....	72,422.....	0.....	56,740.....	56,740.....	3,405.....	3,405.....	6,410.....	6,410.....	0.....	0.....	10,544.....
5. 2017.....	77,748.....	77,748.....	0.....	60,591.....	60,591.....	3,772.....	3,772.....	7,131.....	7,131.....	0.....	0.....	10,609.....
6. 2018.....	82,703.....	82,703.....	0.....	63,354.....	63,354.....	3,925.....	3,925.....	6,583.....	6,583.....	0.....	0.....	10,390.....
7. 2019.....	84,895.....	84,895.....	0.....	51,906.....	51,906.....	3,270.....	3,270.....	6,531.....	6,531.....	0.....	0.....	9,743.....
8. 2020.....	81,051.....	81,051.....	0.....	31,526.....	31,526.....	1,742.....	1,742.....	5,069.....	5,069.....	0.....	0.....	5,722.....
9. 2021.....	79,451.....	79,451.....	0.....	33,400.....	33,400.....	1,347.....	1,347.....	5,068.....	5,068.....	0.....	0.....	5,836.....
10. 2022.....	84,497.....	84,497.....	0.....	35,354.....	35,354.....	876.....	876.....	4,876.....	4,876.....	0.....	0.....	6,560.....
11. 2023.....	95,231.....	95,231.....	0.....	18,430.....	18,430.....	227.....	227.....	4,555.....	4,555.....	0.....	0.....	6,922.....
12. Totals.....	XXX.....	XXX.....	XXX.....	446,589.....	446,589.....	23,608.....	23,608.....	58,543.....	58,543.....	0.....	0.....	XXX.....

	Losses Unpaid				Defense and Cost Containment Unpaid				Adjusting and Other Unpaid		23 Salvage and Subrogation Anticipated	24 Total Net Losses and Expenses Unpaid	25 Number of Claims Outstanding Direct and Assumed
	Case Basis		Bulk + IBNR		Case Basis		Bulk + IBNR		21	22			
	13	14	15	16	17	18	19	20					
	Direct and Assumed	Ceded	Direct and Assumed	Ceded	Direct and Assumed	Ceded	Direct and Assumed	Ceded	Direct and Assumed	Ceded			
1. Prior.....	56.....	56.....	111.....	111.....	0.....	0.....	9.....	9.....	4.....	4.....	0.....	0.....	6.....
2. 2014.....	5.....	5.....	25.....	25.....	15.....	15.....	2.....	2.....	1.....	1.....	0.....	0.....	1.....
3. 2015.....	885.....	885.....	15.....	15.....	54.....	54.....	4.....	4.....	3.....	3.....	0.....	0.....	5.....
4. 2016.....	1,443.....	1,443.....	39.....	39.....	82.....	82.....	9.....	9.....	9.....	9.....	0.....	0.....	14.....
5. 2017.....	1,772.....	1,772.....	232.....	232.....	103.....	103.....	47.....	47.....	14.....	14.....	0.....	0.....	21.....
6. 2018.....	2,989.....	2,989.....	508.....	508.....	251.....	251.....	117.....	117.....	24.....	24.....	0.....	0.....	37.....
7. 2019.....	6,551.....	6,551.....	962.....	962.....	479.....	479.....	278.....	278.....	53.....	53.....	0.....	0.....	82.....
8. 2020.....	4,948.....	4,948.....	2,223.....	2,223.....	368.....	368.....	635.....	635.....	43.....	43.....	0.....	0.....	66.....
9. 2021.....	12,390.....	12,390.....	4,972.....	4,972.....	781.....	781.....	1,238.....	1,238.....	113.....	113.....	0.....	0.....	174.....
10. 2022.....	13,423.....	13,423.....	11,937.....	11,937.....	493.....	493.....	2,610.....	2,610.....	238.....	238.....	0.....	0.....	366.....
11. 2023.....	20,023.....	20,023.....	26,993.....	26,993.....	329.....	329.....	3,731.....	3,731.....	1,186.....	1,186.....	0.....	0.....	1,824.....
12. Totals.....	64,485.....	64,485.....	48,016.....	48,016.....	2,955.....	2,955.....	8,678.....	8,678.....	1,687.....	1,687.....	0.....	0.....	2,596.....

	Total Losses and Loss Expenses Incurred			Loss and Loss Expense Percentage (Incurred / Premiums Earned)			Nontabular Discount		34 Inter-Company Pooling Participation Percentage	Net Balance Sheet Reserves After Discount	
	26	27	28	29	30	31	32	33		35	36
	Direct and Assumed	Ceded	Net	Direct and Assumed	Ceded	Net	Loss	Loss Expense		Losses Unpaid	Loss Expenses Unpaid
1. Prior.....	XXX.....	XXX.....	XXX.....	XXX.....	XXX.....	XXX.....	0.....	0.....	XXX.....	0.....	0.....
2. 2014.....	55,913.....	55,913.....	0.....	85.6.....	85.6.....	0.0.....	0.....	0.....	0.0.....	0.....	0.....
3. 2015.....	57,477.....	57,477.....	0.....	85.2.....	85.2.....	0.0.....	0.....	0.....	0.0.....	0.....	0.....
4. 2016.....	68,137.....	68,137.....	0.....	94.1.....	94.1.....	0.0.....	0.....	0.....	0.0.....	0.....	0.....
5. 2017.....	73,661.....	73,661.....	0.....	94.7.....	94.7.....	0.0.....	0.....	0.....	0.0.....	0.....	0.....
6. 2018.....	77,750.....	77,750.....	0.....	94.0.....	94.0.....	0.0.....	0.....	0.....	0.0.....	0.....	0.....
7. 2019.....	70,030.....	70,030.....	0.....	82.5.....	82.5.....	0.0.....	0.....	0.....	0.0.....	0.....	0.....
8. 2020.....	46,554.....	46,554.....	0.....	57.4.....	57.4.....	0.0.....	0.....	0.....	0.0.....	0.....	0.....
9. 2021.....	59,309.....	59,309.....	0.....	74.6.....	74.6.....	0.0.....	0.....	0.....	0.0.....	0.....	0.....
10. 2022.....	69,806.....	69,806.....	0.....	82.6.....	82.6.....	0.0.....	0.....	0.....	0.0.....	0.....	0.....
11. 2023.....	75,473.....	75,473.....	0.....	79.3.....	79.3.....	0.0.....	0.....	0.....	0.0.....	0.....	0.....
12. Totals.....	XXX.....	XXX.....	XXX.....	XXX.....	XXX.....	XXX.....	0.....	0.....	XXX.....	0.....	0.....

**ANNUAL STATEMENT FOR THE YEAR 2023 OF THE ALLMERICA FINANCIAL ALLIANCE INSURANCE COMPANY**  
**SCHEDULE P - PART 1C - COMMERCIAL AUTO/TRUCK LIABILITY/MEDICAL**

(\$000 OMITTED)

Years in Which Premiums Were Earned and Losses Were Incurred	Premiums Earned			Loss and Loss Expense Payments						10 Salvage and Subrogation Received	11 Total Net Paid Cols (4 - 5 + 6 - 7 + 8 - 9)	12 Number of Claims Reported Direct and Assumed
	1 Direct and Assumed	2 Ceded	3 Net (1 - 2)	Loss Payments		Defense and Cost Containment Payments		Adjusting and Other Payments				
				4 Direct and Assumed	5 Ceded	6 Direct and Assumed	7 Ceded	8 Direct and Assumed	9 Ceded			
1. Prior.....	XXX	XXX	XXX	0	0	0	0	0	0	0	0	XXX
2. 2014.....	0	0	0	0	0	0	0	0	0	0	0	0
3. 2015.....	0	0	0	0	0	0	0	0	0	0	0	0
4. 2016.....	0	0	0	0	0	0	0	0	0	0	0	0
5. 2017.....	0	0	0	0	0	0	0	0	0	0	0	0
6. 2018.....	0	0	0	0	0	0	0	0	0	0	0	0
7. 2019.....	0	0	0	0	0	0	0	0	0	0	0	0
8. 2020.....	0	0	0	0	0	0	0	0	0	0	0	0
9. 2021.....	0	0	0	0	0	0	0	0	0	0	0	0
10. 2022.....	0	0	0	0	0	0	0	0	0	0	0	0
11. 2023.....	0	0	0	0	0	0	0	0	0	0	0	0
12. Totals	XXX	XXX	XXX	0	0	0	0	0	0	0	0	XXX

	Losses Unpaid				Defense and Cost Containment Unpaid				Adjusting and Other Unpaid		23 Salvage and Subrogation Anticipated	24 Total Net Losses and Expenses Unpaid	25 Number of Claims Outstanding Direct and Assumed
	Case Basis		Bulk + IBNR		Case Basis		Bulk + IBNR		21 Direct and Assumed	22 Ceded			
	13 Direct and Assumed	14 Ceded	15 Direct and Assumed	16 Ceded	17 Direct and Assumed	18 Ceded	19 Direct and Assumed	20 Ceded					
1. Prior.....	0	0	0	0	0	0	0	0	0	0	0	0	0
2. 2014.....	0	0	0	0	0	0	0	0	0	0	0	0	0
3. 2015.....	0	0	0	0	0	0	0	0	0	0	0	0	0
4. 2016.....	0	0	0	0	0	0	0	0	0	0	0	0	0
5. 2017.....	0	0	0	0	0	0	0	0	0	0	0	0	0
6. 2018.....	0	0	0	0	0	0	0	0	0	0	0	0	0
7. 2019.....	0	0	0	0	0	0	0	0	0	0	0	0	0
8. 2020.....	0	0	0	0	0	0	0	0	0	0	0	0	0
9. 2021.....	0	0	0	0	0	0	0	0	0	0	0	0	0
10. 2022.....	0	0	0	0	0	0	0	0	0	0	0	0	0
11. 2023.....	0	0	0	0	0	0	0	0	0	0	0	0	0
12. Totals	0	0	0	0	0	0	0	0	0	0	0	0	0

	Total Losses and Loss Expenses Incurred			Loss and Loss Expense Percentage (Incurred / Premiums Earned)			Nontabular Discount		34 Inter-Company Pooling Participation Percentage	Net Balance Sheet Reserves After Discount	
	26 Direct and Assumed	27 Ceded	28 Net	29 Direct and Assumed	30 Ceded	31 Net	32 Loss	33 Loss Expense		35 Losses Unpaid	36 Loss Expenses Unpaid
1. Prior.....	XXX	XXX	XXX	XXX	XXX	XXX	0	0	XXX	0	0
2. 2014.....	0	0	0	0.0	0.0	0.0	0	0	0.0	0	0
3. 2015.....	0	0	0	0.0	0.0	0.0	0	0	0.0	0	0
4. 2016.....	0	0	0	0.0	0.0	0.0	0	0	0.0	0	0
5. 2017.....	0	0	0	0.0	0.0	0.0	0	0	0.0	0	0
6. 2018.....	0	0	0	0.0	0.0	0.0	0	0	0.0	0	0
7. 2019.....	0	0	0	0.0	0.0	0.0	0	0	0.0	0	0
8. 2020.....	0	0	0	0.0	0.0	0.0	0	0	0.0	0	0
9. 2021.....	0	0	0	0.0	0.0	0.0	0	0	0.0	0	0
10. 2022.....	0	0	0	0.0	0.0	0.0	0	0	0.0	0	0
11. 2023.....	0	0	0	0.0	0.0	0.0	0	0	0.0	0	0
12. Totals	XXX	XXX	XXX	XXX	XXX	XXX	0	0	XXX	0	0

ANNUAL STATEMENT FOR THE YEAR 2023 OF THE ALLMERICA FINANCIAL ALLIANCE INSURANCE COMPANY

**SCHEDULE P - PART 1D - WORKERS' COMPENSATION**  
**(EXCLUDING EXCESS WORKERS' COMPENSATION)**

(\$000 OMITTED)

Years in Which Premiums Were Earned and Losses Were Incurred	Premiums Earned			Loss and Loss Expense Payments						10 Salvage and Subrogation Received	11 Total Net Paid Cols (4 - 5 + 6 - 7 + 8 - 9)	12 Number of Claims Reported Direct and Assumed
	1 Direct and Assumed	2 Ceded	3 Net (1 - 2)	Loss Payments		Defense and Cost Containment Payments		Adjusting and Other Payments				
				4 Direct and Assumed	5 Ceded	6 Direct and Assumed	7 Ceded	8 Direct and Assumed	9 Ceded			
1. Prior.....	XXX	XXX	XXX	35	35	14	14	19	19	0	0	XXX
2. 2014.....	421	421	0	79	79	5	5	41	41	0	0	42
3. 2015.....	1,817	1,817	0	164	164	29	29	132	132	0	0	125
4. 2016.....	3,731	3,731	0	741	741	86	86	254	254	0	0	239
5. 2017.....	5,855	5,855	0	1,076	1,076	201	201	341	341	0	0	317
6. 2018.....	9,448	9,448	0	2,122	2,122	314	314	523	523	0	0	557
7. 2019.....	14,569	14,569	0	4,460	4,460	366	366	732	732	0	0	732
8. 2020.....	18,113	18,113	0	4,430	4,430	397	397	771	771	0	0	676
9. 2021.....	20,489	20,489	0	5,373	5,373	652	652	1,056	1,056	0	0	1,013
10. 2022.....	23,883	23,883	0	4,333	4,333	365	365	1,013	1,013	0	0	986
11. 2023	27,402	27,402	0	1,702	1,702	97	97	1,072	1,072	0	0	998
12. Totals	XXX	XXX	XXX	24,515	24,515	2,524	2,524	5,953	5,953	0	0	XXX

	Losses Unpaid				Defense and Cost Containment Unpaid				Adjusting and Other Unpaid		23 Salvage and Subrogation Anticipated	24 Total Net Losses and Expenses Unpaid	25 Number of Claims Outstanding Direct and Assumed
	Case Basis		Bulk + IBNR		Case Basis		Bulk + IBNR						
	13 Direct and Assumed	14 Ceded	15 Direct and Assumed	16 Ceded	17 Direct and Assumed	18 Ceded	19 Direct and Assumed	20 Ceded	21 Direct and Assumed	22 Ceded			
1. Prior.....	781	781	63	63	0	0	9	9	147	147	0	0	147
2. 2014.....	0	0	12	12	0	0	2	2	0	0	0	0	0
3. 2015.....	0	0	47	47	0	0	7	7	0	0	0	0	0
4. 2016.....	0	0	88	88	0	0	16	16	0	0	0	0	0
5. 2017.....	353	353	163	163	19	19	31	31	8	8	0	0	8
6. 2018.....	128	128	340	340	0	0	61	61	2	2	0	0	2
7. 2019.....	3,091	3,091	595	595	78	78	119	119	16	16	0	0	16
8. 2020.....	555	555	762	762	14	14	182	182	9	9	0	0	9
9. 2021.....	1,626	1,626	778	778	226	226	288	288	48	48	0	0	48
10. 2022.....	3,471	3,471	1,498	1,498	154	154	445	445	92	92	0	0	92
11. 2023	2,562	2,562	3,679	3,679	96	96	739	739	270	270	0	0	269
12. Totals	12,567	12,567	8,025	8,025	587	587	1,899	1,899	592	592	0	0	591

	Total Losses and Loss Expenses Incurred			Loss and Loss Expense Percentage (Incurred / Premiums Earned)			Nontabular Discount		34 Inter-Company Pooling Participation Percentage	Net Balance Sheet Reserves After Discount	
	26 Direct and Assumed	27 Ceded	28 Net	29 Direct and Assumed	30 Ceded	31 Net	32 Loss	33 Loss Expense		35 Losses Unpaid	36 Loss Expenses Unpaid
1. Prior.....	XXX	XXX	XXX	XXX	XXX	XXX	0	0	XXX	0	0
2. 2014.....	139	139	0	32.9	32.9	0.0	0	0	0.0	0	0
3. 2015.....	379	379	0	20.9	20.9	0.0	0	0	0.0	0	0
4. 2016.....	1,185	1,185	0	31.8	31.8	0.0	0	0	0.0	0	0
5. 2017.....	2,193	2,193	0	37.4	37.4	0.0	0	0	0.0	0	0
6. 2018.....	3,490	3,490	0	36.9	36.9	0.0	0	0	0.0	0	0
7. 2019.....	9,456	9,456	0	64.9	64.9	0.0	0	0	0.0	0	0
8. 2020.....	7,120	7,120	0	39.3	39.3	0.0	0	0	0.0	0	0
9. 2021.....	10,048	10,048	0	49.0	49.0	0.0	0	0	0.0	0	0
10. 2022.....	11,370	11,370	0	47.6	47.6	0.0	0	0	0.0	0	0
11. 2023	10,216	10,216	0	37.3	37.3	0.0	0	0	0.0	0	0
12. Totals	XXX	XXX	XXX	XXX	XXX	XXX	0	0	XXX	0	0

Schedule P - Part 1E - Commercial Multiple Peril

**N O N E**

Schedule P - Part 1F - Section 1 - Medical Professional Liability - Occurrence

**N O N E**

Schedule P - Part 1F - Section 2 - Medical Professional Liability - Claims-Made

**N O N E**

Schedule P - Part 1G - Special Liability (Ocean Marine, Aircraft (all perils), Boiler and Machinery)

**N O N E**



**ANNUAL STATEMENT FOR THE YEAR 2023 OF THE ALLMERICA FINANCIAL ALLIANCE INSURANCE COMPANY**  
**SCHEDULE P - PART 1H - SECTION 1 - OTHER LIABILITY - OCCURRENCE**  
(\$000 OMITTED)

Years in Which Premiums Were Earned and Losses Were Incurred	Premiums Earned			Loss and Loss Expense Payments						10 Salvage and Subrogation Received	11 Total Net Paid Cols (4 - 5 + 6 - 7 + 8 - 9)	12 Number of Claims Reported Direct and Assumed
	1 Direct and Assumed	2 Ceded	3 Net (1 - 2)	Loss Payments		Defense and Cost Containment Payments		Adjusting and Other Payments				
				4 Direct and Assumed	5 Ceded	6 Direct and Assumed	7 Ceded	8 Direct and Assumed	9 Ceded			
1. Prior.....	XXX	XXX	XXX	0	0	0	0	0	0	0	0	XXX
2. 2014.....	0	0	0	0	0	0	0	0	0	0	0	0
3. 2015.....	0	0	0	0	0	0	0	0	0	0	0	0
4. 2016.....	0	0	0	0	0	0	0	0	0	0	0	0
5. 2017.....	0	0	0	0	0	0	0	0	0	0	0	0
6. 2018.....	0	0	0	0	0	0	0	0	0	0	0	0
7. 2019.....	0	0	0	0	0	0	0	0	0	0	0	0
8. 2020.....	0	0	0	0	0	0	0	0	0	0	0	0
9. 2021.....	0	0	0	0	0	0	0	0	0	0	0	0
10. 2022.....	0	0	0	0	0	0	0	0	0	0	0	0
11. 2023.....	0	0	0	0	0	0	0	0	0	0	0	0
12. Totals	XXX	XXX	XXX	0	0	0	0	0	0	0	0	XXX

	Losses Unpaid				Defense and Cost Containment Unpaid				Adjusting and Other Unpaid		23 Salvage and Subrogation Anticipated	24 Total Net Losses and Expenses Unpaid	25 Number of Claims Outstanding Direct and Assumed
	Case Basis		Bulk + IBNR		Case Basis		Bulk + IBNR		21 Direct and Assumed	22 Ceded			
	13 Direct and Assumed	14 Ceded	15 Direct and Assumed	16 Ceded	17 Direct and Assumed	18 Ceded	19 Direct and Assumed	20 Ceded					
1. Prior.....	0	0	0	0	0	0	0	0	0	0	0	0	0
2. 2014.....	0	0	0	0	0	0	0	0	0	0	0	0	0
3. 2015.....	0	0	0	0	0	0	0	0	0	0	0	0	0
4. 2016.....	0	0	0	0	0	0	0	0	0	0	0	0	0
5. 2017.....	0	0	0	0	0	0	0	0	0	0	0	0	0
6. 2018.....	0	0	0	0	0	0	0	0	0	0	0	0	0
7. 2019.....	0	0	0	0	0	0	0	0	0	0	0	0	0
8. 2020.....	0	0	0	0	0	0	0	0	0	0	0	0	0
9. 2021.....	0	0	0	0	0	0	0	0	0	0	0	0	0
10. 2022.....	0	0	0	0	0	0	0	0	0	0	0	0	0
11. 2023.....	0	0	0	0	0	0	0	0	0	0	0	0	0
12. Totals	0	0	0	0	0	0	0	0	0	0	0	0	0

	Total Losses and Loss Expenses Incurred			Loss and Loss Expense Percentage (Incurred / Premiums Earned)			Nontabular Discount		34 Inter-Company Pooling Participation Percentage	Net Balance Sheet Reserves After Discount	
	26 Direct and Assumed	27 Ceded	28 Net	29 Direct and Assumed	30 Ceded	31 Net	32 Loss	33 Loss Expense		35 Losses Unpaid	36 Loss Expenses Unpaid
1. Prior.....	XXX	XXX	XXX	XXX	XXX	XXX	0	0	XXX	0	0
2. 2014.....	0	0	0	0.0	0.0	0.0	0	0	0.0	0	0
3. 2015.....	0	0	0	0.0	0.0	0.0	0	0	0.0	0	0
4. 2016.....	0	0	0	0.0	0.0	0.0	0	0	0.0	0	0
5. 2017.....	0	0	0	0.0	0.0	0.0	0	0	0.0	0	0
6. 2018.....	0	0	0	0.0	0.0	0.0	0	0	0.0	0	0
7. 2019.....	0	0	0	0.0	0.0	0.0	0	0	0.0	0	0
8. 2020.....	0	0	0	0.0	0.0	0.0	0	0	0.0	0	0
9. 2021.....	0	0	0	0.0	0.0	0.0	0	0	0.0	0	0
10. 2022.....	0	0	0	0.0	0.0	0.0	0	0	0.0	0	0
11. 2023.....	0	0	0	0.0	0.0	0.0	0	0	0.0	0	0
12. Totals	XXX	XXX	XXX	XXX	XXX	XXX	0	0	XXX	0	0

Schedule P - Part 1H - Section 2 - Other Liability - Claims-Made

**N O N E**

Schedule P - Part 1I - Special Property (Fire, Allied Lines...)

**N O N E**

**ANNUAL STATEMENT FOR THE YEAR 2023 OF THE ALLMERICA FINANCIAL ALLIANCE INSURANCE COMPANY**  
**SCHEDULE P - PART 1J - AUTO PHYSICAL DAMAGE**  
(\$000 OMITTED)

Years in Which Premiums Were Earned and Losses Were Incurred	Premiums Earned			Loss and Loss Expense Payments							12 Number of Claims Reported Direct and Assumed	
	1 Direct and Assumed	2 Ceded	3 Net (1 - 2)	Loss Payments		Defense and Cost Containment Payments		Adjusting and Other Payments		10 Salvage and Subrogation Received		11 Total Net Paid Cols (4 - 5 + 6 - 7 + 8 - 9)
				4 Direct and Assumed	5 Ceded	6 Direct and Assumed	7 Ceded	8 Direct and Assumed	9 Ceded			
1. Prior.....	XXX.....	XXX.....	XXX.....	(660).....	(660).....	3.....	3.....	15.....	15.....	0.....	0.....	XXX.....
2. 2022.....	68,972.....	68,972.....	0.....	53,859.....	53,859.....	9.....	9.....	7,987.....	7,987.....	0.....	0.....	24,515.....
3. 2023.....	83,481.....	83,481.....	0.....	59,501.....	59,501.....	11.....	11.....	8,430.....	8,430.....	0.....	0.....	24,821.....
4. Totals.....	XXX.....	XXX.....	XXX.....	112,699.....	112,699.....	24.....	24.....	16,432.....	16,432.....	0.....	0.....	XXX.....

	Losses Unpaid				Defense and Cost Containment Unpaid				Adjusting and Other Unpaid		23 Salvage and Subrogation Anticipated	24 Total Net Losses and Expenses Unpaid	25 Number of Claims Outstanding Direct and Assumed
	Case Basis		Bulk + IBNR		Case Basis		Bulk + IBNR		Adjusting and Other Unpaid				
	13 Direct and Assumed	14 Ceded	15 Direct and Assumed	16 Ceded	17 Direct and Assumed	18 Ceded	19 Direct and Assumed	20 Ceded	21 Direct and Assumed	22 Ceded			
1. Prior.....	11.....	11.....	(133).....	(133).....	0.....	0.....	7.....	7.....	1.....	1.....	0.....	0.....	4.....
2. 2022.....	17.....	17.....	(1,030).....	(1,030).....	0.....	0.....	20.....	20.....	2.....	2.....	0.....	0.....	7.....
3. 2023.....	3,228.....	3,228.....	1,969.....	1,969.....	0.....	0.....	53.....	53.....	442.....	442.....	0.....	0.....	1,459.....
4. Totals.....	3,257.....	3,257.....	807.....	807.....	0.....	0.....	80.....	80.....	445.....	445.....	0.....	0.....	1,470.....

	Total Losses and Loss Expenses Incurred			Loss and Loss Expense Percentage (Incurred /Premiums Earned)			Nontabular Discount		34 Inter-Company Pooling Participation Percentage	Net Balance Sheet Reserves After Discount	
	26 Direct and Assumed	27 Ceded	28 Net	29 Direct and Assumed	30 Ceded	31 Net	32 Loss	33 Loss Expense		35 Losses Unpaid	36 Loss Expenses Unpaid
1. Prior.....	XXX.....	XXX.....	XXX.....	XXX.....	XXX.....	XXX.....	0.....	0.....	XXX.....	0.....	0.....
2. 2022.....	60,864.....	60,864.....	0.....	88.2.....	88.2.....	0.0.....	0.....	0.....	0.0.....	0.....	0.....
3. 2023.....	73,635.....	73,635.....	0.....	88.2.....	88.2.....	0.0.....	0.....	0.....	0.0.....	0.....	0.....
4. Totals.....	XXX.....	XXX.....	XXX.....	XXX.....	XXX.....	XXX.....	0.....	0.....	XXX.....	0.....	0.....

Schedule P - Part 1K - Fidelity/Surety

**NONE**

Schedule P - Part 1L - Other (Including Credit, Accident and Health)

**NONE**

Schedule P - Part 1M - International

**NONE**

Schedule P - Part 1N - Reinsurance - Nonproportional Assumed Property

**NONE**

Schedule P - Part 1O - Reinsurance - Nonproportional Assumed Liability

**NONE**

Schedule P - Part 1P - Reinsurance - Nonproportional Assumed Financial Lines

**NONE**

Schedule P - Part 1R - Section 1 - Products Liability - Occurrence

**NONE**

Schedule P - Part 1R - Section 2 - Products Liability - Claims-Made

**NONE**

Schedule P - Part 1S - Financial Guaranty/Mortgage Guaranty

**NONE**

Schedule P - Part 1T - Warranty

**NONE**

Schedule P - Part 2A - Homeowners/Farmowners

**NONE**

Schedule P - Part 2B - Private Passenger Auto Liability/Medical

**NONE**

Schedule P - Part 2C - Commercial Auto/Truck Liability/Medical

**NONE**

Schedule P - Part 2D - Workers' Compensation (Excluding Excess Workers' Compensation)

**NONE**

Schedule P - Part 2E - Commercial Multiple Peril

**NONE**

Schedule P - Part 2F - Section 1 - Medical Professional Liability - Occurrence

**NONE**

Schedule P - Part 2F - Section 2 - Medical Professional Liability - Claims-Made

**NONE**

Schedule P - Part 2G - Special Liability (Ocean Marine, Aircraft (all perils), Boiler and Machinery)

**NONE**

Schedule P - Part 2H - Section 1 - Other Liability - Occurrence

**NONE**

Schedule P - Part 2H - Section 2- Other Liability - Claims-Made

**NONE**

Schedule P - Part 2I - Special Property

**NONE**

Schedule P - Part 2J - Auto Physical Damage

**NONE**

Schedule P - Part 2K - Fidelity/Surety

**NONE**

Schedule P - Part 2L - Other (Including Credit, Accident and Health)

**NONE**

Schedule P - Part 2M - International

**NONE**

Schedule P - Part 2N - Reinsurance - Nonproportional Assumed Property

**NONE**

Schedule P - Part 2O - Reinsurance - Nonproportional Assumed Liability

**NONE**

Schedule P - Part 2P - Reinsurance - Nonproportional Assumed Financial Lines

**NONE**

Schedule P - Part 2R - Section 1 - Products Liability - Occurrence

**N O N E**

Schedule P - Part 2R - Section 2 - Products Liability - Claims-Made

**N O N E**

Schedule P - Part 2S - Financial Guaranty/Mortgage Guaranty

**N O N E**

Schedule P - Part 2T - Warranty

**N O N E**

ANNUAL STATEMENT FOR THE YEAR 2023 OF THE ALLMERICA FINANCIAL ALLIANCE INSURANCE COMPANY

**SCHEDULE P - PART 3A - HOMEOWNERS/FAROWNERS**

Years in Which Losses Were Incurred	CUMULATIVE PAID NET LOSSES AND DEFENSE AND COST CONTAINMENT EXPENSES REPORTED AT YEAR END (\$000 OMITTED)										11 Number of Claims Closed With Loss Payment	12 Number of Claims Closed Without Loss Payment	
	1	2	3	4	5	6	7	8	9	10			
	2014	2015	2016	2017	2018	2019	2020	2021	2022	2023			
1. Prior.....	000.....												
2. 2014.....													
3. 2015.....	XXX.....												
4. 2016.....	XXX.....	XXX.....											
5. 2017.....	XXX.....	XXX.....	XXX.....										
6. 2018.....	XXX.....	XXX.....	XXX.....	XXX.....									
7. 2019.....	XXX.....	XXX.....	XXX.....	XXX.....	XXX.....								
8. 2020.....	XXX.....	XXX.....	XXX.....	XXX.....	XXX.....	XXX.....							
9. 2021.....	XXX.....	XXX.....	XXX.....	XXX.....	XXX.....	XXX.....	XXX.....						
10. 2022.....	XXX.....	XXX.....	XXX.....	XXX.....	XXX.....	XXX.....	XXX.....	XXX.....					
11. 2023.....	XXX.....	XXX.....	XXX.....	XXX.....	XXX.....	XXX.....	XXX.....	XXX.....	XXX.....				

NONE

**SCHEDULE P - PART 3B - PRIVATE PASSENGER AUTO LIABILITY/MEDICAL**

1. Prior.....	000.....	0.....	0.....	0.....	0.....	0.....	0.....	0.....	0.....	0.....	0.....	0.....	1,478.....	0.....
2. 2014.....	0.....	0.....	0.....	0.....	0.....	0.....	0.....	0.....	0.....	0.....	0.....	0.....	7,023.....	3,253.....
3. 2015.....	XXX.....	0.....	0.....	0.....	0.....	0.....	0.....	0.....	0.....	0.....	0.....	0.....	7,042.....	3,067.....
4. 2016.....	XXX.....	XXX.....	0.....	0.....	0.....	0.....	0.....	0.....	0.....	0.....	0.....	0.....	7,393.....	3,137.....
5. 2017.....	XXX.....	XXX.....	XXX.....	0.....	0.....	0.....	0.....	0.....	0.....	0.....	0.....	0.....	7,474.....	3,114.....
6. 2018.....	XXX.....	XXX.....	XXX.....	XXX.....	0.....	0.....	0.....	0.....	0.....	0.....	0.....	0.....	7,208.....	3,145.....
7. 2019.....	XXX.....	XXX.....	XXX.....	XXX.....	XXX.....	0.....	0.....	0.....	0.....	0.....	0.....	0.....	6,534.....	3,127.....
8. 2020.....	XXX.....	XXX.....	XXX.....	XXX.....	XXX.....	XXX.....	0.....	0.....	0.....	0.....	0.....	0.....	3,883.....	1,773.....
9. 2021.....	XXX.....	XXX.....	XXX.....	XXX.....	XXX.....	XXX.....	XXX.....	0.....	0.....	0.....	0.....	0.....	3,997.....	1,665.....
10. 2022.....	XXX.....	XXX.....	XXX.....	XXX.....	XXX.....	XXX.....	XXX.....	XXX.....	0.....	0.....	0.....	0.....	4,481.....	1,713.....
11. 2023.....	XXX.....	XXX.....	XXX.....	XXX.....	XXX.....	XXX.....	XXX.....	XXX.....	XXX.....	0.....	0.....	0.....	3,155.....	1,943.....

**SCHEDULE P - PART 3C - COMMERCIAL AUTO/TRUCK LIABILITY/MEDICAL**

1. Prior.....	000.....	0.....	0.....	0.....	0.....	0.....	0.....	0.....	0.....	0.....	0.....	0.....	6.....	0.....
2. 2014.....	0.....	0.....	0.....	0.....	0.....	0.....	0.....	0.....	0.....	0.....	0.....	0.....	0.....	0.....
3. 2015.....	XXX.....	0.....	0.....	0.....	0.....	0.....	0.....	0.....	0.....	0.....	0.....	0.....	0.....	0.....
4. 2016.....	XXX.....	XXX.....	0.....	0.....	0.....	0.....	0.....	0.....	0.....	0.....	0.....	0.....	0.....	0.....
5. 2017.....	XXX.....	XXX.....	XXX.....	0.....	0.....	0.....	0.....	0.....	0.....	0.....	0.....	0.....	0.....	0.....
6. 2018.....	XXX.....	XXX.....	XXX.....	XXX.....	0.....	0.....	0.....	0.....	0.....	0.....	0.....	0.....	0.....	0.....
7. 2019.....	XXX.....	XXX.....	XXX.....	XXX.....	XXX.....	0.....	0.....	0.....	0.....	0.....	0.....	0.....	0.....	0.....
8. 2020.....	XXX.....	XXX.....	XXX.....	XXX.....	XXX.....	XXX.....	0.....	0.....	0.....	0.....	0.....	0.....	0.....	0.....
9. 2021.....	XXX.....	XXX.....	XXX.....	XXX.....	XXX.....	XXX.....	XXX.....	0.....	0.....	0.....	0.....	0.....	0.....	0.....
10. 2022.....	XXX.....	XXX.....	XXX.....	XXX.....	XXX.....	XXX.....	XXX.....	XXX.....	0.....	0.....	0.....	0.....	0.....	0.....
11. 2023.....	XXX.....	XXX.....	XXX.....	XXX.....	XXX.....	XXX.....	XXX.....	XXX.....	XXX.....	0.....	0.....	0.....	0.....	0.....

**SCHEDULE P - PART 3D - WORKERS' COMPENSATION  
(EXCLUDING EXCESS WORKERS' COMPENSATION)**

1. Prior.....	000.....	0.....	0.....	0.....	0.....	0.....	0.....	0.....	0.....	0.....	0.....	0.....	363.....	0.....
2. 2014.....	0.....	0.....	0.....	0.....	0.....	0.....	0.....	0.....	0.....	0.....	0.....	0.....	16.....	26.....
3. 2015.....	XXX.....	0.....	0.....	0.....	0.....	0.....	0.....	0.....	0.....	0.....	0.....	0.....	41.....	84.....
4. 2016.....	XXX.....	XXX.....	0.....	0.....	0.....	0.....	0.....	0.....	0.....	0.....	0.....	0.....	165.....	74.....
5. 2017.....	XXX.....	XXX.....	XXX.....	0.....	0.....	0.....	0.....	0.....	0.....	0.....	0.....	0.....	223.....	86.....
6. 2018.....	XXX.....	XXX.....	XXX.....	XXX.....	0.....	0.....	0.....	0.....	0.....	0.....	0.....	0.....	341.....	214.....
7. 2019.....	XXX.....	XXX.....	XXX.....	XXX.....	XXX.....	0.....	0.....	0.....	0.....	0.....	0.....	0.....	493.....	223.....
8. 2020.....	XXX.....	XXX.....	XXX.....	XXX.....	XXX.....	XXX.....	0.....	0.....	0.....	0.....	0.....	0.....	438.....	229.....
9. 2021.....	XXX.....	XXX.....	XXX.....	XXX.....	XXX.....	XXX.....	XXX.....	0.....	0.....	0.....	0.....	0.....	629.....	336.....
10. 2022.....	XXX.....	XXX.....	XXX.....	XXX.....	XXX.....	XXX.....	XXX.....	XXX.....	0.....	0.....	0.....	0.....	516.....	378.....
11. 2023.....	XXX.....	XXX.....	XXX.....	XXX.....	XXX.....	XXX.....	XXX.....	XXX.....	XXX.....	0.....	0.....	0.....	401.....	328.....

**SCHEDULE P - PART 3E - COMMERCIAL MULTIPLE PERIL**

1. Prior.....	000.....													
2. 2014.....														
3. 2015.....	XXX.....													
4. 2016.....	XXX.....	XXX.....												
5. 2017.....	XXX.....	XXX.....	XXX.....											
6. 2018.....	XXX.....	XXX.....	XXX.....	XXX.....										
7. 2019.....	XXX.....	XXX.....	XXX.....	XXX.....	XXX.....									
8. 2020.....	XXX.....	XXX.....	XXX.....	XXX.....	XXX.....	XXX.....								
9. 2021.....	XXX.....	XXX.....	XXX.....	XXX.....	XXX.....	XXX.....	XXX.....							
10. 2022.....	XXX.....	XXX.....	XXX.....	XXX.....	XXX.....	XXX.....	XXX.....	XXX.....						
11. 2023.....	XXX.....	XXX.....	XXX.....	XXX.....	XXX.....	XXX.....	XXX.....	XXX.....	XXX.....					

NONE

ANNUAL STATEMENT FOR THE YEAR 2023 OF THE ALLMERICA FINANCIAL ALLIANCE INSURANCE COMPANY  
**SCHEDULE P - PART 3F - SECTION 1 - MEDICAL PROFESSIONAL LIABILITY - OCCURRENCE**

Years in Which Losses Were Incurred	CUMULATIVE PAID NET LOSSES AND DEFENSE AND COST CONTAINMENT EXPENSES REPORTED AT YEAR END (\$000 OMITTED)										11 Number of Claims Closed With Loss Payment	12 Number of Claims Closed Without Loss Payment	
	1	2	3	4	5	6	7	8	9	10			
	2014	2015	2016	2017	2018	2019	2020	2021	2022	2023			
1. Prior.....	000.....												
2. 2014.....													
3. 2015.....	XXX.....												
4. 2016.....	XXX.....	XXX.....											
5. 2017.....	XXX.....	XXX.....	XXX.....										
6. 2018.....	XXX.....	XXX.....	XXX.....	XXX.....									
7. 2019.....	XXX.....	XXX.....	XXX.....	XXX.....	XXX.....								
8. 2020.....	XXX.....	XXX.....	XXX.....	XXX.....	XXX.....	XXX.....							
9. 2021.....	XXX.....	XXX.....	XXX.....	XXX.....	XXX.....	XXX.....	XXX.....						
10. 2022.....	XXX.....	XXX.....	XXX.....	XXX.....	XXX.....	XXX.....	XXX.....	XXX.....					
11. 2023.....	XXX.....	XXX.....	XXX.....	XXX.....	XXX.....	XXX.....	XXX.....	XXX.....	XXX.....				

**NONE**

**SCHEDULE P - PART 3F - SECTION 2 - MEDICAL PROFESSIONAL LIABILITY - CLAIMS-MADE**

1. Prior.....	000.....												
2. 2014.....													
3. 2015.....	XXX.....												
4. 2016.....	XXX.....	XXX.....											
5. 2017.....	XXX.....	XXX.....	XXX.....										
6. 2018.....	XXX.....	XXX.....	XXX.....	XXX.....									
7. 2019.....	XXX.....	XXX.....	XXX.....	XXX.....	XXX.....								
8. 2020.....	XXX.....	XXX.....	XXX.....	XXX.....	XXX.....	XXX.....							
9. 2021.....	XXX.....	XXX.....	XXX.....	XXX.....	XXX.....	XXX.....	XXX.....						
10. 2022.....	XXX.....	XXX.....	XXX.....	XXX.....	XXX.....	XXX.....	XXX.....	XXX.....					
11. 2023.....	XXX.....	XXX.....	XXX.....	XXX.....	XXX.....	XXX.....	XXX.....	XXX.....	XXX.....				

**NONE**

**SCHEDULE P - PART 3G - SPECIAL LIABILITY (OCEAN MARINE, AIRCRAFT (ALL PERILS),  
BOILER AND MACHINERY)**

1. Prior.....	000.....											XXX.....	XXX.....
2. 2014.....												XXX.....	XXX.....
3. 2015.....	XXX.....											XXX.....	XXX.....
4. 2016.....	XXX.....	XXX.....										XXX.....	XXX.....
5. 2017.....	XXX.....	XXX.....	XXX.....									XXX.....	XXX.....
6. 2018.....	XXX.....	XXX.....	XXX.....	XXX.....								XXX.....	XXX.....
7. 2019.....	XXX.....	XXX.....	XXX.....	XXX.....	XXX.....							XXX.....	XXX.....
8. 2020.....	XXX.....	XXX.....	XXX.....	XXX.....	XXX.....	XXX.....						XXX.....	XXX.....
9. 2021.....	XXX.....	XXX.....	XXX.....	XXX.....	XXX.....	XXX.....	XXX.....					XXX.....	XXX.....
10. 2022.....	XXX.....	XXX.....	XXX.....	XXX.....	XXX.....	XXX.....	XXX.....	XXX.....				XXX.....	XXX.....
11. 2023.....	XXX.....	XXX.....	XXX.....	XXX.....	XXX.....	XXX.....	XXX.....	XXX.....	XXX.....	XXX.....		XXX.....	XXX.....

**NONE**

**SCHEDULE P - PART 3H - SECTION 1 - OTHER LIABILITY - OCCURRENCE**

1. Prior.....	000.....												
2. 2014.....													
3. 2015.....	XXX.....												
4. 2016.....	XXX.....	XXX.....											
5. 2017.....	XXX.....	XXX.....	XXX.....										
6. 2018.....	XXX.....	XXX.....	XXX.....	XXX.....									
7. 2019.....	XXX.....	XXX.....	XXX.....	XXX.....	XXX.....								
8. 2020.....	XXX.....	XXX.....	XXX.....	XXX.....	XXX.....	XXX.....							
9. 2021.....	XXX.....	XXX.....	XXX.....	XXX.....	XXX.....	XXX.....	XXX.....						
10. 2022.....	XXX.....	XXX.....	XXX.....	XXX.....	XXX.....	XXX.....	XXX.....	XXX.....					
11. 2023.....	XXX.....	XXX.....	XXX.....	XXX.....	XXX.....	XXX.....	XXX.....	XXX.....	XXX.....				

**NONE**

**SCHEDULE P - PART 3H - SECTION 2 - OTHER LIABILITY - CLAIMS-MADE**

1. Prior.....	000.....												
2. 2014.....													
3. 2015.....	XXX.....												
4. 2016.....	XXX.....	XXX.....											
5. 2017.....	XXX.....	XXX.....	XXX.....										
6. 2018.....	XXX.....	XXX.....	XXX.....	XXX.....									
7. 2019.....	XXX.....	XXX.....	XXX.....	XXX.....	XXX.....								
8. 2020.....	XXX.....	XXX.....	XXX.....	XXX.....	XXX.....	XXX.....							
9. 2021.....	XXX.....	XXX.....	XXX.....	XXX.....	XXX.....	XXX.....	XXX.....						
10. 2022.....	XXX.....	XXX.....	XXX.....	XXX.....	XXX.....	XXX.....	XXX.....	XXX.....					
11. 2023.....	XXX.....	XXX.....	XXX.....	XXX.....	XXX.....	XXX.....	XXX.....	XXX.....	XXX.....				

**NONE**



**ANNUAL STATEMENT FOR THE YEAR 2023 OF THE ALLMERICA FINANCIAL ALLIANCE INSURANCE COMPANY**  
**SCHEDULE P - PART 3I - SPECIAL PROPERTY (FIRE, ALLIED LINES, INLAND MARINE, EARTHQUAKE, BURGLARY, AND THEFT)**

Years in Which Losses Were Incurred	CUMULATIVE PAID NET LOSSES AND DEFENSE AND COST CONTAINMENT EXPENSES REPORTED AT YEAR END (\$000 OMITTED)										11 Number of Claims Closed With Loss Payment	12 Number of Claims Closed Without Loss Payment	
	1 2014	2 2015	3 2016	4 2017	5 2018	6 2019	7 2020	8 2021	9 2022	10 2023			
1. Prior.....	XXX	XXX	XXX	XXX	XXX	XXX	XXX	XXX	XXX	XXX	XXX	XXX	XXX
2. 2022.....	XXX	XXX	XXX	XXX	XXX	XXX	XXX	XXX	XXX	XXX	XXX	XXX	XXX
3. 2023.....	XXX	XXX	XXX	XXX	XXX	XXX	XXX	XXX	XXX	XXX	XXX	XXX	XXX

**SCHEDULE P - PART 3J - AUTO PHYSICAL DAMAGE**

1. Prior.....	XXX	XXX	XXX	XXX	XXX	XXX	XXX	000	0	0	0	0
2. 2022.....	XXX	XXX	XXX	XXX	XXX	XXX	XXX	XXX	0	0	21,190	3,318
3. 2023.....	XXX	XXX	XXX	XXX	XXX	XXX	XXX	XXX	XXX	0	20,249	3,113

**SCHEDULE P - PART 3K - FIDELITY/SURETY**

1. Prior.....	XXX	XXX	XXX	XXX	XXX	XXX	XXX	XXX	XXX	XXX	XXX	XXX
2. 2022.....	XXX	XXX	XXX	XXX	XXX	XXX	XXX	XXX	XXX	XXX	XXX	XXX
3. 2023.....	XXX	XXX	XXX	XXX	XXX	XXX	XXX	XXX	XXX	XXX	XXX	XXX

**SCHEDULE P - PART 3L - OTHER (INCLUDING CREDIT, ACCIDENT AND HEALTH)**

1. Prior.....	XXX	XXX	XXX	XXX	XXX	XXX	XXX	000	XXX	XXX
2. 2022.....	XXX	XXX	XXX	XXX	XXX	XXX	XXX	XXX	XXX	XXX
3. 2023.....	XXX	XXX	XXX	XXX	XXX	XXX	XXX	XXX	XXX	XXX

**SCHEDULE P - PART 3M - INTERNATIONAL**

1. Prior.....	000										XXX	XXX
2. 2014.....											XXX	XXX
3. 2015.....	XXX										XXX	XXX
4. 2016.....	XXX	XXX									XXX	XXX
5. 2017.....	XXX	XXX	XXX								XXX	XXX
6. 2018.....	XXX	XXX	XXX	XXX							XXX	XXX
7. 2019.....	XXX	XXX	XXX	XXX	XXX						XXX	XXX
8. 2020.....	XXX	XXX	XXX	XXX	XXX	XXX					XXX	XXX
9. 2021.....	XXX	XXX	XXX	XXX	XXX	XXX	XXX				XXX	XXX
10. 2022.....	XXX	XXX	XXX	XXX	XXX	XXX	XXX	XXX			XXX	XXX
11. 2023.....	XXX	XXX	XXX	XXX	XXX	XXX	XXX	XXX	XXX	XXX	XXX	XXX

Schedule P - Part 3N - Reinsurance - Nonproportional Assumed Property

**N O N E**

Schedule P - Part 3O - Reinsurance - Nonproportional Assumed Liability

**N O N E**

Schedule P - Part 3P - Reinsurance - Nonproportional Assumed Financial Lines

**N O N E**

Schedule P - Part 3R - Section 1 - Product Liability - Occurrence

**N O N E**

Schedule P - Part 3R - Section 2 - Product Liability - Claims-Made

**N O N E**

Schedule P - Part 3S - Financial Guaranty/Mortgage Guaranty

**N O N E**

Schedule P - Part 3T - Warranty

**N O N E**

Schedule P - Part 4A - Homeowners/Farmowners

**N O N E**

Schedule P - Part 4B - Private Passenger Auto Liability/Medical

**N O N E**

Schedule P - Part 4C - Commercial Auto/Truck Liability/Medical

**N O N E**

Schedule P - Part 4D - Workers' Compensation (Excluding Excess Workers' Compensation)

**N O N E**

Schedule P - Part 4E - Commercial Multiple Peril

**N O N E**

Schedule P - Part 4F - Section 1 - Medical Professional Liability - Occurrence

**N O N E**

Schedule P - Part 4F - Section 2 - Medical Professional Liability - Claims-Made

**N O N E**

Schedule P - Part 4G - Special Liability

**NONE**

Schedule P - Part 4H - Section 1 - Other Liability - Occurrence

**NONE**

Schedule P - Part 4H - Section 2 - Other Liability - Claims-Made

**NONE**

Schedule P - Part 4I - Special Property

**NONE**

Schedule P - Part 4J - Auto Physical Damage

**NONE**

Schedule P - Part 4K - Fidelity/Surety

**NONE**

Schedule P - Part 4L - Other (Including Credit, Accident and Health)

**NONE**

Schedule P - Part 4M - International

**NONE**

Schedule P - Part 4N - Reinsurance - Nonproportional Assumed Property

**NONE**

Schedule P - Part 4O - Reinsurance - Nonproportional Assumed Liability

**NONE**

Schedule P - Part 4P - Reinsurance - Nonproportional Assumed Financial Lines

**NONE**

Schedule P - Part 4R - Section 1 - Products Liability - Occurrence

**NONE**

Schedule P - Part 4R - Section 2 - Products Liability - Claims-Made

**NONE**

Schedule P - Part 4S - Financial Guaranty/Mortgage Guaranty

**NONE**

Schedule P - Part 4T - Warranty

**N O N E**

Schedule P - Part 5A - Homeowners/Farmowners - Section 1

**N O N E**

Schedule P - Part 5A - Homeowners/Farmowners - Section 2

**N O N E**

Schedule P - Part 5A - Homeowners/Farmowners - Section 3

**N O N E**

**ANNUAL STATEMENT FOR THE YEAR 2023 OF THE ALLMERICA FINANCIAL ALLIANCE INSURANCE COMPANY**  
**SCHEDULE P - PART 5B - PRIVATE PASSENGER AUTO LIABILITY/MEDICAL**  
**SECTION 1**

Years in Which Premiums Were Earned and Losses Were Incurred	CUMULATIVE NUMBER OF CLAIMS CLOSED WITH LOSS PAYMENT DIRECT AND ASSUMED AT YEAR END									
	1	2	3	4	5	6	7	8	9	10
	2014	2015	2016	2017	2018	2019	2020	2021	2022	2023
1. Prior.....	2,728	824	356	149	68	41	13	13	12	2
2. 2014.....	4,840	6,468	6,772	6,904	6,949	6,983	7,005	7,015	7,020	7,023
3. 2015.....	XXX	4,821	6,522	6,813	6,917	6,971	7,015	7,035	7,039	7,042
4. 2016.....	XXX	XXX	4,871	6,790	7,129	7,258	7,309	7,352	7,386	7,393
5. 2017.....	XXX	XXX	XXX	4,985	6,886	7,176	7,307	7,381	7,439	7,474
6. 2018.....	XXX	XXX	XXX	XXX	4,763	6,580	6,922	7,066	7,155	7,208
7. 2019.....	XXX	XXX	XXX	XXX	XXX	4,331	6,049	6,326	6,467	6,534
8. 2020.....	XXX	XXX	XXX	XXX	XXX	XXX	2,691	3,647	3,801	3,883
9. 2021.....	XXX	XXX	XXX	XXX	XXX	XXX	XXX	2,471	3,758	3,997
10. 2022.....	XXX	XXX	XXX	XXX	XXX	XXX	XXX	XXX	2,857	4,481
11. 2023	XXX	XXX	XXX	XXX	XXX	XXX	XXX	XXX	XXX	3,155

**SECTION 2**

Years in Which Premiums Were Earned and Losses Were Incurred	NUMBER OF CLAIMS OUTSTANDING DIRECT AND ASSUMED AT YEAR END									
	1	2	3	4	5	6	7	8	9	10
	2014	2015	2016	2017	2018	2019	2020	2021	2022	2023
1. Prior.....	998	439	202	92	40	22	14	14	7	6
2. 2014.....	1,877	416	205	92	58	27	16	8	4	1
3. 2015.....	XXX	1,850	422	178	98	48	23	11	6	5
4. 2016.....	XXX	XXX	2,052	478	215	114	69	42	19	14
5. 2017.....	XXX	XXX	XXX	2,021	447	233	137	91	52	21
6. 2018.....	XXX	XXX	XXX	XXX	1,984	535	277	141	69	37
7. 2019.....	XXX	XXX	XXX	XXX	XXX	1,948	460	230	131	82
8. 2020.....	XXX	XXX	XXX	XXX	XXX	XXX	1,028	273	145	66
9. 2021.....	XXX	XXX	XXX	XXX	XXX	XXX	XXX	1,261	348	174
10. 2022.....	XXX	XXX	XXX	XXX	XXX	XXX	XXX	XXX	1,514	366
11. 2023	XXX	XXX	XXX	XXX	XXX	XXX	XXX	XXX	XXX	1,824

**SECTION 3**

Years in Which Premiums Were Earned and Losses Were Incurred	CUMULATIVE NUMBER OF CLAIMS REPORTED DIRECT AND ASSUMED AT YEAR END									
	1	2	3	4	5	6	7	8	9	10
	2014	2015	2016	2017	2018	2019	2020	2021	2022	2023
1. Prior.....	1,588	425	177	73	28	27	10	13	6	1
2. 2014.....	9,059	9,990	10,154	10,220	10,244	10,259	10,273	10,276	10,277	10,277
3. 2015.....	XXX	8,862	9,862	9,997	10,060	10,081	10,102	10,111	10,112	10,114
4. 2016.....	XXX	XXX	9,082	10,258	10,418	10,488	10,504	10,524	10,541	10,544
5. 2017.....	XXX	XXX	XXX	9,119	10,317	10,463	10,535	10,572	10,597	10,609
6. 2018.....	XXX	XXX	XXX	XXX	8,906	10,105	10,267	10,330	10,364	10,390
7. 2019.....	XXX	XXX	XXX	XXX	XXX	8,497	9,512	9,649	9,712	9,743
8. 2020.....	XXX	XXX	XXX	XXX	XXX	XXX	5,044	5,627	5,692	5,722
9. 2021.....	XXX	XXX	XXX	XXX	XXX	XXX	XXX	4,846	5,713	5,836
10. 2022.....	XXX	XXX	XXX	XXX	XXX	XXX	XXX	XXX	5,445	6,560
11. 2023	XXX	XXX	XXX	XXX	XXX	XXX	XXX	XXX	XXX	6,922

**ANNUAL STATEMENT FOR THE YEAR 2023 OF THE ALLMERICA FINANCIAL ALLIANCE INSURANCE COMPANY**  
**SCHEDULE P - PART 5C - COMMERCIAL AUTO/TRUCK LIABILITY/MEDICAL**  
**SECTION 1**

Years in Which Premiums Were Earned and Losses Were Incurred	CUMULATIVE NUMBER OF CLAIMS CLOSED WITH LOSS PAYMENT DIRECT AND ASSUMED AT YEAR END									
	1	2	3	4	5	6	7	8	9	10
	2014	2015	2016	2017	2018	2019	2020	2021	2022	2023
1. Prior.....	6	6	0	0	0	0	0	0	0	0
2. 2014.....	0	0	0	0	0	0	0	0	0	0
3. 2015.....	XXX	0	0	0	0	0	0	0	0	0
4. 2016.....	XXX	XXX	0	0	0	0	0	0	0	0
5. 2017.....	XXX	XXX	XXX	0	0	0	0	0	0	0
6. 2018.....	XXX	XXX	XXX	XXX	0	0	0	0	0	0
7. 2019.....	XXX	XXX	XXX	XXX	XXX	0	0	0	0	0
8. 2020.....	XXX	XXX	XXX	XXX	XXX	XXX	0	0	0	0
9. 2021.....	XXX	XXX	XXX	XXX	XXX	XXX	XXX	0	0	0
10. 2022.....	XXX	XXX	XXX	XXX	XXX	XXX	XXX	XXX	0	0
11. 2023.....	XXX	XXX	XXX	XXX	XXX	XXX	XXX	XXX	XXX	0

**SECTION 2**

Years in Which Premiums Were Earned and Losses Were Incurred	NUMBER OF CLAIMS OUTSTANDING DIRECT AND ASSUMED AT YEAR END									
	1	2	3	4	5	6	7	8	9	10
	2014	2015	2016	2017	2018	2019	2020	2021	2022	2023
1. Prior.....	7	0	0	0	0	0	0	0	0	0
2. 2014.....	0	0	0	0	0	0	0	0	0	0
3. 2015.....	XXX	0	0	0	0	0	0	0	0	0
4. 2016.....	XXX	XXX	0	0	0	0	0	0	0	0
5. 2017.....	XXX	XXX	XXX	0	0	0	0	0	0	0
6. 2018.....	XXX	XXX	XXX	XXX	0	0	0	0	0	0
7. 2019.....	XXX	XXX	XXX	XXX	XXX	0	0	0	0	0
8. 2020.....	XXX	XXX	XXX	XXX	XXX	XXX	0	0	0	0
9. 2021.....	XXX	XXX	XXX	XXX	XXX	XXX	XXX	0	0	0
10. 2022.....	XXX	XXX	XXX	XXX	XXX	XXX	XXX	XXX	0	0
11. 2023.....	XXX	XXX	XXX	XXX	XXX	XXX	XXX	XXX	XXX	0

**SECTION 3**

Years in Which Premiums Were Earned and Losses Were Incurred	CUMULATIVE NUMBER OF CLAIMS REPORTED DIRECT AND ASSUMED AT YEAR END									
	1	2	3	4	5	6	7	8	9	10
	2014	2015	2016	2017	2018	2019	2020	2021	2022	2023
1. Prior.....	1	0	0	0	0	0	0	0	0	0
2. 2014.....	0	0	0	0	0	0	0	0	0	0
3. 2015.....	XXX	0	0	0	0	0	0	0	0	0
4. 2016.....	XXX	XXX	0	0	0	0	0	0	0	0
5. 2017.....	XXX	XXX	XXX	0	0	0	0	0	0	0
6. 2018.....	XXX	XXX	XXX	XXX	0	0	0	0	0	0
7. 2019.....	XXX	XXX	XXX	XXX	XXX	0	0	0	0	0
8. 2020.....	XXX	XXX	XXX	XXX	XXX	XXX	0	0	0	0
9. 2021.....	XXX	XXX	XXX	XXX	XXX	XXX	XXX	0	0	0
10. 2022.....	XXX	XXX	XXX	XXX	XXX	XXX	XXX	XXX	0	0
11. 2023.....	XXX	XXX	XXX	XXX	XXX	XXX	XXX	XXX	XXX	0

**SCHEDULE P - PART 5D - WORKERS' COMPENSATION  
(EXCLUDING EXCESS WORKERS' COMPENSATION)**

**SECTION 1**

Years in Which Premiums Were Earned and Losses Were Incurred	CUMULATIVE NUMBER OF CLAIMS CLOSED WITH LOSS PAYMENT DIRECT AND ASSUMED AT YEAR END									
	1	2	3	4	5	6	7	8	9	10
	2014	2015	2016	2017	2018	2019	2020	2021	2022	2023
1. Prior.....	3	29	15	7	60	8	160	23	16	45
2. 2014.....	8	14	14	16	16	16	16	16	16	16
3. 2015.....	XXX	24	36	38	38	41	41	41	41	41
4. 2016.....	XXX	XXX	91	147	156	163	164	165	165	165
5. 2017.....	XXX	XXX	XXX	132	192	211	216	222	223	223
6. 2018.....	XXX	XXX	XXX	XXX	176	287	311	326	335	341
7. 2019.....	XXX	XXX	XXX	XXX	XXX	238	413	468	491	493
8. 2020.....	XXX	XXX	XXX	XXX	XXX	XXX	208	379	427	438
9. 2021.....	XXX	XXX	XXX	XXX	XXX	XXX	XXX	274	529	629
10. 2022.....	XXX	XXX	XXX	XXX	XXX	XXX	XXX	XXX	288	516
11. 2023	XXX	XXX	XXX	XXX	XXX	XXX	XXX	XXX	XXX	401

**SECTION 2**

Years in Which Premiums Were Earned and Losses Were Incurred	NUMBER OF CLAIMS OUTSTANDING DIRECT AND ASSUMED AT YEAR END									
	1	2	3	4	5	6	7	8	9	10
	2014	2015	2016	2017	2018	2019	2020	2021	2022	2023
1. Prior.....	297	268	253	249	277	358	203	174	191	147
2. 2014.....	10	2	2	0	0	0	0	0	0	0
3. 2015.....	XXX	17	6	4	2	0	0	0	0	0
4. 2016.....	XXX	XXX	59	16	6	0	0	0	0	0
5. 2017.....	XXX	XXX	XXX	91	37	20	15	9	8	8
6. 2018.....	XXX	XXX	XXX	XXX	121	47	28	17	6	2
7. 2019.....	XXX	XXX	XXX	XXX	XXX	221	83	37	17	16
8. 2020.....	XXX	XXX	XXX	XXX	XXX	XXX	231	76	20	9
9. 2021.....	XXX	XXX	XXX	XXX	XXX	XXX	XXX	346	133	48
10. 2022.....	XXX	XXX	XXX	XXX	XXX	XXX	XXX	XXX	301	92
11. 2023	XXX	XXX	XXX	XXX	XXX	XXX	XXX	XXX	XXX	269

**SECTION 3**

Years in Which Premiums Were Earned and Losses Were Incurred	CUMULATIVE NUMBER OF CLAIMS REPORTED DIRECT AND ASSUMED AT YEAR END									
	1	2	3	4	5	6	7	8	9	10
	2014	2015	2016	2017	2018	2019	2020	2021	2022	2023
1. Prior.....	(1)	0	0	3	88	89	6	(6)	32	1
2. 2014.....	39	42	42	42	42	42	42	42	42	42
3. 2015.....	XXX	114	121	124	124	125	125	125	125	125
4. 2016.....	XXX	XXX	202	233	235	237	238	239	239	239
5. 2017.....	XXX	XXX	XXX	266	309	314	315	317	317	317
6. 2018.....	XXX	XXX	XXX	XXX	452	532	546	555	555	557
7. 2019.....	XXX	XXX	XXX	XXX	XXX	605	708	725	731	732
8. 2020.....	XXX	XXX	XXX	XXX	XXX	XXX	575	662	673	676
9. 2021.....	XXX	XXX	XXX	XXX	XXX	XXX	XXX	808	978	1,013
10. 2022.....	XXX	XXX	XXX	XXX	XXX	XXX	XXX	XXX	848	986
11. 2023	XXX	XXX	XXX	XXX	XXX	XXX	XXX	XXX	XXX	998

Schedule P - Part 5E - Commercial Multiple Peril - Section 1

**NONE**

Schedule P - Part 5E - Commercial Multiple Peril - Section 2

**NONE**

Schedule P - Part 5E - Commercial Multiple Peril - Section 3

**NONE**

Schedule P - Part 5F - Medical Professional Liability - Occurrence - Section 1A

**NONE**

Schedule P - Part 5F - Medical Professional Liability - Occurrence - Section 2A

**NONE**

Schedule P - Part 5F - Medical Professional Liability - Occurrence - Section 3A

**NONE**

Schedule P - Part 5F - Medical Professional Liability - Claims-Made - Section 1B

**NONE**

Schedule P - Part 5F - Medical Professional Liability - Claims-Made - Section 2B

**NONE**

Schedule P - Part 5F - Medical Professional Liability - Claims-Made - Section 3B

**NONE**

Schedule P - Part 5H - Other Liability - Occurrence - Section 1A

**NONE**

Schedule P - Part 5H - Other Liability - Occurrence - Section 2A

**NONE**

Schedule P - Part 5H - Other Liability - Occurrence - Section 3A

**NONE**

Schedule P - Part 5H - Other Liability - Claims-Made - Section 1B

**NONE**

Schedule P - Part 5H - Other Liability - Claims-Made - Section 2B

**NONE**



Schedule P - Part 5H - Other Liability - Claims-Made - Section 3B

**NONE**

Schedule P - Part 5R - Products Liability - Occurrence - Section 1A

**NONE**

Schedule P - Part 5R - Products Liability - Occurrence - Section 2A

**NONE**

Schedule P - Part 5R - Products Liability - Occurrence - Section 3A

**NONE**

Schedule P - Part 5R - Products Liability - Claims-Made - Section 1B

**NONE**

Schedule P - Part 5R - Products Liability - Claims-Made - Section 2B

**NONE**

Schedule P - Part 5R - Products Liability - Claims-Made - Section 3B

**NONE**

Schedule P - Part 5T - Warranty - Section 1

**NONE**

Schedule P - Part 5T - Warranty - Section 2

**NONE**

Schedule P - Part 5T - Warranty - Section 3

**NONE**

**ANNUAL STATEMENT FOR THE YEAR 2023 OF THE ALLMERICA FINANCIAL ALLIANCE INSURANCE COMPANY**  
**SCHEDULE P - PART 6C - COMMERCIAL AUTO/TRUCK LIABILITY/MEDICAL**  
**SECTION 1**

Years in Which Premiums Were Earned and Losses Were Incurred	CUMULATIVE PREMIUMS EARNED DIRECT AND ASSUMED AT YEAR END (\$000 OMITTED)										11 Current Year Premiums Earned
	1	2	3	4	5	6	7	8	9	10	
	2014	2015	2016	2017	2018	2019	2020	2021	2022	2023	
1. Prior.....	0	0	0	0	0	0	0	0	0	0	0
2. 2014.....	0	0	0	0	0	0	0	0	0	0	0
3. 2015.....	XXX	0	0	0	0	0	0	0	0	0	0
4. 2016.....	XXX	XXX	0	0	0	0	0	0	0	0	0
5. 2017.....	XXX	XXX	XXX	0	0	0	0	0	0	0	0
6. 2018.....	XXX	XXX	XXX	XXX	0	0	0	0	0	0	0
7. 2019.....	XXX	XXX	XXX	XXX	XXX	0	0	0	0	0	0
8. 2020.....	XXX	XXX	XXX	XXX	XXX	XXX	0	0	0	0	0
9. 2021.....	XXX	XXX	XXX	XXX	XXX	XXX	XXX	0	0	0	0
10. 2022.....	XXX	XXX	XXX	XXX	XXX	XXX	XXX	XXX	0	0	0
11. 2023.....	XXX	XXX	XXX	XXX	XXX	XXX	XXX	XXX	XXX	0	0
12. Totals.....	XXX	XXX	XXX	XXX	XXX	XXX	XXX	XXX	XXX	XXX	0
13. Earned Premiums (Sch P-Pt. 1)	0	0	0	0	0	0	0	0	0	0	XXX

**SECTION 2**

Years in Which Premiums Were Earned and Losses Were Incurred	CUMULATIVE PREMIUMS EARNED CEDED AT YEAR END (\$000 OMITTED)										11 Current Year Premiums Earned
	1	2	3	4	5	6	7	8	9	10	
	2014	2015	2016	2017	2018	2019	2020	2021	2022	2023	
1. Prior.....	0	0	0	0	0	0	0	0	0	0	0
2. 2014.....	0	0	0	0	0	0	0	0	0	0	0
3. 2015.....	XXX	0	0	0	0	0	0	0	0	0	0
4. 2016.....	XXX	XXX	0	0	0	0	0	0	0	0	0
5. 2017.....	XXX	XXX	XXX	0	0	0	0	0	0	0	0
6. 2018.....	XXX	XXX	XXX	XXX	0	0	0	0	0	0	0
7. 2019.....	XXX	XXX	XXX	XXX	XXX	0	0	0	0	0	0
8. 2020.....	XXX	XXX	XXX	XXX	XXX	XXX	0	0	0	0	0
9. 2021.....	XXX	XXX	XXX	XXX	XXX	XXX	XXX	0	0	0	0
10. 2022.....	XXX	XXX	XXX	XXX	XXX	XXX	XXX	XXX	0	0	0
11. 2023.....	XXX	XXX	XXX	XXX	XXX	XXX	XXX	XXX	XXX	0	0
12. Totals.....	XXX	XXX	XXX	XXX	XXX	XXX	XXX	XXX	XXX	XXX	0
13. Earned Premiums (Sch P-Pt. 1)	0	0	0	0	0	0	0	0	0	0	XXX

**SCHEDULE P - PART 6D - WORKERS' COMPENSATION**  
**(EXCLUDING EXCESS WORKERS' COMPENSATION)**  
**SECTION 1**

Years in Which Premiums Were Earned and Losses Were Incurred	CUMULATIVE PREMIUMS EARNED DIRECT AND ASSUMED AT YEAR END (\$000 OMITTED)										11 Current Year Premiums Earned
	1	2	3	4	5	6	7	8	9	10	
	2014	2015	2016	2017	2018	2019	2020	2021	2022	2023	
1. Prior.....	2	1	0	0	0	0	0	0	0	0	0
2. 2014.....	419	429	420	420	420	420	420	420	420	420	0
3. 2015.....	XXX	1,807	1,898	1,881	1,881	1,881	1,881	1,881	1,881	1,881	0
4. 2016.....	XXX	XXX	3,649	3,791	3,769	3,769	3,770	3,770	3,770	3,770	0
5. 2017.....	XXX	XXX	XXX	5,730	5,974	5,993	5,995	5,995	5,995	5,995	0
6. 2018.....	XXX	XXX	XXX	XXX	9,226	9,898	9,876	9,876	9,875	9,872	(2)
7. 2019.....	XXX	XXX	XXX	XXX	XXX	13,879	14,318	14,151	14,140	14,128	(13)
8. 2020.....	XXX	XXX	XXX	XXX	XXX	XXX	17,691	17,762	17,762	17,755	(11)
9. 2021.....	XXX	XXX	XXX	XXX	XXX	XXX	XXX	20,585	21,769	21,810	41
10. 2022.....	XXX	XXX	XXX	XXX	XXX	XXX	XXX	XXX	22,706	24,719	2,013
11. 2023.....	XXX	XXX	XXX	XXX	XXX	XXX	XXX	XXX	XXX	25,375	25,375
12. Totals.....	XXX	XXX	XXX	XXX	XXX	XXX	XXX	XXX	XXX	XXX	27,402
13. Earned Premiums (Sch P-Pt. 1)	421	1,817	3,731	5,855	9,448	14,569	18,113	20,489	23,883	27,402	XXX

**SECTION 2**

Years in Which Premiums Were Earned and Losses Were Incurred	CUMULATIVE PREMIUMS EARNED CEDED AT YEAR END (\$000 OMITTED)										11 Current Year Premiums Earned
	1	2	3	4	5	6	7	8	9	10	
	2014	2015	2016	2017	2018	2019	2020	2021	2022	2023	
1. Prior.....	2	1	0	0	0	0	0	0	0	0	0
2. 2014.....	419	429	420	420	420	420	420	420	420	420	0
3. 2015.....	XXX	1,807	1,898	1,881	1,881	1,881	1,881	1,881	1,881	1,881	0
4. 2016.....	XXX	XXX	3,649	3,791	3,769	3,769	3,770	3,770	3,770	3,770	0
5. 2017.....	XXX	XXX	XXX	5,730	5,974	5,993	5,995	5,995	5,995	5,995	0
6. 2018.....	XXX	XXX	XXX	XXX	9,226	9,898	9,876	9,876	9,875	9,872	(2)
7. 2019.....	XXX	XXX	XXX	XXX	XXX	13,879	14,318	14,151	14,140	14,128	(13)
8. 2020.....	XXX	XXX	XXX	XXX	XXX	XXX	17,691	17,762	17,762	17,755	(11)
9. 2021.....	XXX	XXX	XXX	XXX	XXX	XXX	XXX	20,585	21,769	21,810	41
10. 2022.....	XXX	XXX	XXX	XXX	XXX	XXX	XXX	XXX	22,706	24,719	2,013
11. 2023.....	XXX	XXX	XXX	XXX	XXX	XXX	XXX	XXX	XXX	25,375	25,375
12. Totals.....	XXX	XXX	XXX	XXX	XXX	XXX	XXX	XXX	XXX	XXX	27,402
13. Earned Premiums (Sch P-Pt. 1)	421	1,817	3,731	5,855	9,448	14,569	18,113	20,489	23,883	27,402	XXX

**ANNUAL STATEMENT FOR THE YEAR 2023 OF THE ALLMERICA FINANCIAL ALLIANCE INSURANCE COMPANY**  
**SCHEDULE P - PART 6E - COMMERCIAL MULTIPLE PERIL**  
**SECTION 1**

Years in Which Premiums Were Earned and Losses Were Incurred	CUMULATIVE PREMIUMS EARNED DIRECT AND ASSUMED AT YEAR END (\$000 OMITTED)										11 Current Year Premiums Earned
	1 2014	2 2015	3 2016	4 2017	5 2018	6 2019	7 2020	8 2021	9 2022	10 2023	
1. Prior.....											
2. 2014.....											
3. 2015.....	XXX										
4. 2016.....	XXX	XXX									
5. 2017.....	XXX	XXX	XXX								
6. 2018.....	XXX	XXX	XXX	XXX							
7. 2019.....	XXX	XXX	XXX	XXX	XXX						
8. 2020.....	XXX	XXX	XXX	XXX	XXX	XXX					
9. 2021.....	XXX	XXX	XXX	XXX	XXX	XXX	XXX				
10. 2022.....	XXX	XXX	XXX	XXX	XXX	XXX	XXX	XXX			
11. 2023.....	XXX	XXX	XXX	XXX	XXX	XXX	XXX	XXX	XXX		
12. Totals.....	XXX	XXX	XXX	XXX	XXX	XXX	XXX	XXX	XXX	XXX	
13. Earned Premiums (Sch P-Pt. 1)											XXX

**SECTION 2**

Years in Which Premiums Were Earned and Losses Were Incurred	CUMULATIVE PREMIUMS EARNED CEDED AT YEAR END (\$000 OMITTED)										11 Current Year Premiums Earned
	1 2014	2 2015	3 2016	4 2017	5 2018	6 2019	7 2020	8 2021	9 2022	10 2023	
1. Prior.....											
2. 2014.....											
3. 2015.....	XXX										
4. 2016.....	XXX	XXX									
5. 2017.....	XXX	XXX	XXX								
6. 2018.....	XXX	XXX	XXX	XXX							
7. 2019.....	XXX	XXX	XXX	XXX	XXX						
8. 2020.....	XXX	XXX	XXX	XXX	XXX	XXX					
9. 2021.....	XXX	XXX	XXX	XXX	XXX	XXX	XXX				
10. 2022.....	XXX	XXX	XXX	XXX	XXX	XXX	XXX	XXX			
11. 2023.....	XXX	XXX	XXX	XXX	XXX	XXX	XXX	XXX	XXX		
12. Totals.....	XXX	XXX	XXX	XXX	XXX	XXX	XXX	XXX	XXX	XXX	
13. Earned Premiums (Sch P-Pt. 1)											XXX

**SCHEDULE P - PART 6H - OTHER LIABILITY - OCCURRENCE**  
**SECTION 1A**

Years in Which Premiums Were Earned and Losses Were Incurred	CUMULATIVE PREMIUMS EARNED DIRECT AND ASSUMED AT YEAR END (\$000 OMITTED)										11 Current Year Premiums Earned
	1 2014	2 2015	3 2016	4 2017	5 2018	6 2019	7 2020	8 2021	9 2022	10 2023	
1. Prior.....	0	0	0	0	0	0	0	0	0	0	0
2. 2014.....	0	0	0	0	0	0	0	0	0	0	0
3. 2015.....	XXX	0	0	0	0	0	0	0	0	0	0
4. 2016.....	XXX	XXX	0	0	0	0	0	0	0	0	0
5. 2017.....	XXX	XXX	XXX	0	0	0	0	0	0	0	0
6. 2018.....	XXX	XXX	XXX	XXX	0	0	0	0	0	0	0
7. 2019.....	XXX	XXX	XXX	XXX	XXX	0	0	0	0	0	0
8. 2020.....	XXX	XXX	XXX	XXX	XXX	XXX	0	0	0	0	0
9. 2021.....	XXX	XXX	XXX	XXX	XXX	XXX	XXX	0	0	0	0
10. 2022.....	XXX	XXX	XXX	XXX	XXX	XXX	XXX	XXX	0	0	0
11. 2023.....	XXX	XXX	XXX	XXX	XXX	XXX	XXX	XXX	XXX	0	0
12. Totals.....	XXX	XXX	XXX	XXX	XXX	XXX	XXX	XXX	XXX	XXX	0
13. Earned Premiums (Sch P-Pt. 1)	0	0	0	0	0	0	0	0	0	0	XXX

**SECTION 2A**

Years in Which Premiums Were Earned and Losses Were Incurred	CUMULATIVE PREMIUMS EARNED CEDED AT YEAR END (\$000 OMITTED)										11 Current Year Premiums Earned
	1 2014	2 2015	3 2016	4 2017	5 2018	6 2019	7 2020	8 2021	9 2022	10 2023	
1. Prior.....	0	0	0	0	0	0	0	0	0	0	0
2. 2014.....	0	0	0	0	0	0	0	0	0	0	0
3. 2015.....	XXX	0	0	0	0	0	0	0	0	0	0
4. 2016.....	XXX	XXX	0	0	0	0	0	0	0	0	0
5. 2017.....	XXX	XXX	XXX	0	0	0	0	0	0	0	0
6. 2018.....	XXX	XXX	XXX	XXX	0	0	0	0	0	0	0
7. 2019.....	XXX	XXX	XXX	XXX	XXX	0	0	0	0	0	0
8. 2020.....	XXX	XXX	XXX	XXX	XXX	XXX	0	0	0	0	0
9. 2021.....	XXX	XXX	XXX	XXX	XXX	XXX	XXX	0	0	0	0
10. 2022.....	XXX	XXX	XXX	XXX	XXX	XXX	XXX	XXX	0	0	0
11. 2023.....	XXX	XXX	XXX	XXX	XXX	XXX	XXX	XXX	XXX	0	0
12. Totals.....	XXX	XXX	XXX	XXX	XXX	XXX	XXX	XXX	XXX	XXX	0
13. Earned Premiums (Sch P-Pt. 1)	0	0	0	0	0	0	0	0	0	0	XXX

Schedule P - Part 6H - Other Liability - Claims-Made - Section 1B

**NONE**

Schedule P - Part 6H - Other Liability - Claims-Made - Section 2B

**NONE**

Schedule P - Part 6M - International - Section 1

**NONE**

Schedule P - Part 6M - International - Section 2

**NONE**

Schedule P - Part 6N- Reinsurance A - Nonproportional Assumed Property - Section 1

**NONE**

Schedule P - Part 6N- Reinsurance A - Nonproportional Assumed Property - Section 2

**NONE**

Schedule P - Part 6O - Reinsurance B - Nonproportional Liability - Section 1

**NONE**

Schedule P - Part 6O - Reinsurance B - Nonproportional Assumed Liability - Section 2

**NONE**

Schedule P - Part 6R - Products Liability - Occurrence - Section 1A

**NONE**

Schedule P - Part 6R - Products Liability - Occurrence - Section 2A

**NONE**

Schedule P - Part 6R - Products Liability - Claims-Made - Section 1B

**NONE**

Schedule P - Part 6R - Products Liability - Claims-Made - Section 2B

**NONE**

Schedule P - Part 7A - Section 1 - Primary Loss Sensitive Contracts

**NONE**

Schedule P - Part 7A - Section 2 - Primary Loss Sensitive Contracts

**NONE**

Schedule P - Part 7A - Section 3 - Primary Loss Sensitive Contracts

**NONE**

Schedule P - Part 7A - Section 4 - Primary Loss Sensitive Contracts

**NONE**

Schedule P - Part 7A - Section 5 - Primary Loss Sensitive Contracts

**NONE**

Schedule P - Part 7B - Section 1 - Reinsurance Loss Sensitive Contracts

**NONE**

Schedule P - Part 7B - Section 2 - Reinsurance Loss Sensitive Contracts

**NONE**

Schedule P - Part 7B - Section 3 - Reinsurance Loss Sensitive Contracts

**NONE**

Schedule P - Part 7B - Section 4 - Reinsurance Loss Sensitive Contracts

**NONE**

Schedule P - Part 7B - Section 5 - Reinsurance Loss Sensitive Contracts

**NONE**

Schedule P - Part 7B - Section 6 - Reinsurance Loss Sensitive Contracts

**NONE**

Schedule P - Part 7B - Section 7 - Reinsurance Loss Sensitive Contracts

**NONE**

**ANNUAL STATEMENT FOR THE YEAR 2023 OF THE ALLMERICA FINANCIAL ALLIANCE INSURANCE COMPANY**  
**SCHEDULE P INTERROGATORIES**

1. The following questions relate to yet-to-be-issued Extended Reporting Endorsements (EREs) arising from Death, Disability, or Retirement (DDR) provisions in Medical Professional Liability Claims Made insurance policies. EREs provided for reasons other than DDR are not to be included.
- 1.1 Does the company issue Medical Professional Liability Claims Made insurance policies that provide tail (also known as an extended reporting endorsement, or "ERE") benefits in the event of Death, Disability, or Retirement (DDR) at a reduced charge or at no additional cost? ..... Yes [ ] No [ X ]  
 If the answer to question 1.1 is "no", leave the following questions blank. If the answer to question 1.1 is "yes", please answer the following questions:
- 1.2 What is the total amount of the reserve for that provision (DDR Reserve), as reported, explicitly or not, elsewhere in this statement (in dollars)? .....\$ .....0
- 1.3 Does the company report any DDR reserve as Unearned Premium Reserve per SSAP #65? ..... Yes [ ] No [ ]
- 1.4 Does the company report any DDR reserve as loss or loss adjustment expense reserve? ..... Yes [ ] No [ ]
- 1.5 If the company reports DDR reserve as Unearned Premium Reserve, does that amount match the figure on the Underwriting and Investment Exhibit, Part 1A - Recapitulation of all Premiums (Page 7) Column 2, Lines 11.1 plus 11.2? ..... Yes [ ] No [ ] N/A [ ]
- 1.6 If the company reports DDR reserve as loss or loss adjustment expense reserve, please complete the following table corresponding to where these reserves are reported in Schedule P:

Years in Which Premiums Were Earned and Losses Were Incurred	DDR Reserve Included in Schedule P, Part 1F, Medical Professional Liability Column 24: Total Net Losses and Expenses Unpaid	
	1 Section 1: Occurrence	2 Section 2: Claims-Made
1.601 Prior .....	0	0
1.602 2014 .....	0	0
1.603 2015 .....	0	0
1.604 2016 .....	0	0
1.605 2017 .....	0	0
1.606 2018 .....	0	0
1.607 2019 .....	0	0
1.608 2020 .....	0	0
1.609 2021 .....	0	0
1.610 2022 .....	0	0
1.611 2023 .....	0	0
1.612 Totals	0	0

2. The definition of allocated loss adjustment expenses (ALAE) and, therefore, unallocated loss adjustment expenses (ULAE) was changed effective January 1, 1998. This change in definition applies to both paid and unpaid expenses. Are these expenses (now reported as "Defense and Cost Containment" and "Adjusting and Other") reported in compliance with these definitions in this statement? ..... Yes [ X ] No [ ]
3. The Adjusting and Other expense payments and reserves should be allocated to the years in which the losses were incurred based on the number of claims reported, closed and outstanding in those years. When allocating Adjusting and Other expense between companies in a group or a pool, the Adjusting and Other expense should be allocated in the same percentage used for the loss amounts and the claim counts. For reinsurers, Adjusting and Other expense assumed should be reported according to the reinsurance contract. For Adjusting and Other expense incurred by reinsurers, or in those situations where suitable claim count information is not available, Adjusting and Other expense should be allocated by a reasonable method determined by the company and described in Interrogatory 7, below. Are they so reported in this Statement? ..... Yes [ X ] No [ ]
4. Do any lines in Schedule P include reserves that are reported gross of any discount to present value of future payments, and that are reported net of such discounts on Page 10? ..... Yes [ ] No [ X ]

If yes, proper disclosure must be made in the Notes to Financial Statements, as specified in the Instructions. Also, the discounts must be reported in Schedule P - Part 1, Columns 32 and 33. Schedule P must be completed gross of non-tabular discounting. Work papers relating to discount calculations must be available for examination upon request.  
 Discounting is allowed only if expressly permitted by the state insurance department to which this Annual Statement is being filed.

5. What were the net premiums in force at the end of the year for:  
 (in thousands of dollars)
- |                    |   |
|--------------------|---|
| 5.1 Fidelity ..... | 0 |
| 5.2 Surety .....   | 0 |

6. Claim count information is reported per claim or per claimant (Indicate which) .....per claimant.....  
 If not the same in all years, explain in Interrogatory 7.
- 7.1 The information provided in Schedule P will be used by many persons to estimate the adequacy of the current loss and expense reserves, among other things. Are there any especially significant events, coverage, retention or accounting changes that have occurred that must be considered when making such analyses? ..... Yes [ X ] No [ ]
- 7.2 (An extended statement may be attached.)  
 Lower than expected personal auto losses were experienced in accident year 2020 due to fewer accidents and decreased claim activity resulting from fewer miles driven as a result of the Pandemic. ....

**SCHEDULE T - EXHIBIT OF PREMIUMS WRITTEN**

Allocated by States and Territories

States, Etc.	1 Active Status (a)	Gross Premiums, Including Policy and Membership Fees, Less Return Premiums and Premiums on Policies Not Taken		4 Dividends Paid or Credited to Policyholders on Direct Business	5 Direct Losses Paid (Deducting Salvage)	6 Direct Losses Incurred	7 Direct Losses Unpaid	8 Finance and Service Charges Not Included in Premiums	9 Direct Premiums Written for Federal Purchasing Groups (Included in Column 2)	
		2 Direct Premiums Written	3 Direct Premiums Earned							
1. Alabama	AL	L	93,312	85,013	0	9,587	(20,494)	24,929	173	0
2. Alaska	AK	L	0	0	0	0	0	0	0	0
3. Arizona	AZ	L	396,306	389,670	0	31,531	64,484	102,279	1,602	0
4. Arkansas	AR	L	174,846	129,240	0	15,162	111,388	145,081	708	0
5. California	CA	N	0	0	0	0	0	0	0	0
6. Colorado	CO	L	329,588	321,783	0	215,758	(94,549)	839,265	1,304	0
7. Connecticut	CT	L	838,562	1,030,225	0	490,273	126,775	644,219	1,501	0
8. Delaware	DE	L	465,363	435,283	0	62,156	(36,651)	65,198	344	0
9. District of Columbia	DC	L	445,625	370,107	0	23,216	56,566	149,201	793	0
10. Florida	FL	N	0	0	0	0	0	0	0	0
11. Georgia	GA	L	1,724,552	1,779,134	0	529,020	(208,472)	640,293	6,149	0
12. Hawaii	HI	L	0	0	0	0	4	15	0	0
13. Idaho	ID	L	7,562	5,381	0	0	(198)	1,627	13	0
14. Illinois	IL	L	75,364,753	74,144,911	0	52,386,732	51,924,020	42,139,920	506,013	0
15. Indiana	IN	L	1,032,139	1,026,244	0	80,317	2,776	341,718	2,467	0
16. Iowa	IA	L	68,501	66,477	0	815	4,063	13,141	59	0
17. Kansas	KS	L	24,495	25,952	0	8,599	(30,292)	79,189	119	0
18. Kentucky	KY	L	138,647	134,636	0	274,232	(183,374)	1,304,058	896	0
19. Louisiana	LA	L	165,820	135,840	0	20,509	23,098	43,598	485	0
20. Maine	ME	L	268,221	204,265	0	60,000	51,821	41,524	158	0
21. Maryland	MD	L	999,527	926,766	0	179,071	180,380	184,119	2,478	0
22. Massachusetts	MA	L	142,994	141,362	0	1,046	28,435	48,491	136	0
23. Michigan	MI	L	2,496,824	2,492,342	0	464,979	74,787	1,364,043	7,147	0
24. Minnesota	MN	L	0	0	0	0	0	0	0	0
25. Mississippi	MS	L	26,124	29,503	0	0	394	4,948	66	0
26. Missouri	MO	L	84,002	73,278	0	99,137	177,117	129,298	96	0
27. Montana	MT	L	25,310	24,735	0	0	1,370	5,740	26	0
28. Nebraska	NE	L	1,999	1,605	0	0	(1,280)	1,046	21	0
29. Nevada	NV	L	380,386	395,974	0	55,854	143,528	153,052	143	0
30. New Hampshire	NH	L	911,055	830,056	0	154,129	278,455	451,750	2,046	0
31. New Jersey	NJ	L	643,279	653,400	0	83,209	(17,304)	575,847	2,733	0
32. New Mexico	NM	L	17,175	14,035	0	0	(1,070)	3,634	107	0
33. New York	NY	L	93,815,389	87,330,816	0	61,032,748	67,773,112	70,032,501	675,595	0
34. North Carolina	NC	L	2,152,252	1,964,067	0	323,932	(507,436)	628,394	8,834	0
35. North Dakota	ND	L	0	0	0	0	0	0	0	0
36. Ohio	OH	L	0	0	0	0	0	0	0	0
37. Oklahoma	OK	L	32,343	30,189	0	0	1,493	7,074	83	0
38. Oregon	OR	L	71,815	73,107	0	21,704	24,776	39,806	421	0
39. Pennsylvania	PA	L	631,984	595,079	0	128,324	222,752	321,624	1,988	0
40. Rhode Island	RI	L	156,329	147,432	0	3,537	24,502	76,728	472	0
41. South Carolina	SC	L	959,896	816,690	0	196,356	124,302	402,254	2,358	0
42. South Dakota	SD	L	1,657	1,193	0	0	(139)	319	26	0
43. Tennessee	TN	L	23,207,948	22,947,631	0	14,221,935	14,520,741	12,917,845	135,500	0
44. Texas	TX	L	2,460,924	2,268,489	0	422,671	328,714	740,267	8,713	0
45. Utah	UT	L	257,632	244,895	0	56,068	(55,379)	42,249	633	0
46. Vermont	VT	L	314,780	264,895	0	80,830	140,999	232,872	583	0
47. Virginia	VA	L	3,656,655	3,367,860	0	766,519	1,376,484	2,157,903	8,949	0
48. Washington	WA	L	0	0	0	0	0	0	0	0
49. West Virginia	WV	L	32,695	31,064	0	0	50	6,112	104	0
50. Wisconsin	WI	L	178,925	163,647	0	30,379	22,931	53,008	100	0
51. Wyoming	WY	L	0	0	0	0	0	0	0	0
52. American Samoa	AS	N	0	0	0	0	0	0	0	0
53. Guam	GU	N	0	0	0	0	0	0	0	0
54. Puerto Rico	PR	N	0	0	0	0	0	0	0	0
55. U.S. Virgin Islands	VI	N	0	0	0	0	0	0	0	0
56. Northern Mariana Islands	MP	N	0	0	0	0	0	0	0	0
57. Canada	CAN	N	0	0	0	0	0	0	0	0
58. Aggregate other alien	OT	XXX	0	0	0	0	0	0	0	0
59. Totals	XXX		215,198,191	206,114,271	0	132,530,335	136,653,679	137,156,179	1,382,142	0
DETAILS OF WRITE-INS										
58001.	XXX									
58002.	XXX									
58003.	XXX									
58998. Summary of remaining write-ins for Line 58 from overflow page	XXX		0	0	0	0	0	0	0	0
58999. Totals (Lines 58001 through 58003 plus 58998)(Line 58 above)	XXX		0	0	0	0	0	0	0	0

(a) Active Status Counts:

- 1. L - Licensed or Chartered - Licensed insurance carrier or domiciled RRG..... 49
- 2. R - Registered - Non-domiciled RRGs..... 0
- 3. E - Eligible - Reporting entities eligible or approved to write surplus lines in the state (other than their state of domicile - see DSLI)..... 0
- 4. Q - Qualified - Qualified or accredited reinsurer..... 0
- 5. D - Domestic Surplus Lines Insurer (DSLII) - Reporting entities authorized to write surplus lines in the state of domicile..... 0
- 6. N - None of the above - Not allowed to write business in the state..... 8

(b) Explanation of basis of allocation of premiums by states, etc.

Fire, Allied Lines, Homeowners, Commercial multiple peril, Earthquake, Glass, Burglary, Boiler and Machinery - location of property insured. Ocean Marine - state contract was negotiated. Inland Marine - location of insured. Liability other than auto - location of insured plant. Auto liability and physical damage - place of principal garage. Workers' Compensation - state in which work is performed. Fidelity: forgery bonds - location of insured; of employer; All Other - location of employer. Surety: Judicial bonds - location of court; License bonds - location of obligee; Contracts - location of work; Supply bonds - location of contractors; All other - location of principal.

**SCHEDULE T - PART 2**  
**INTERSTATE COMPACT - EXHIBIT OF PREMIUMS WRITTEN**

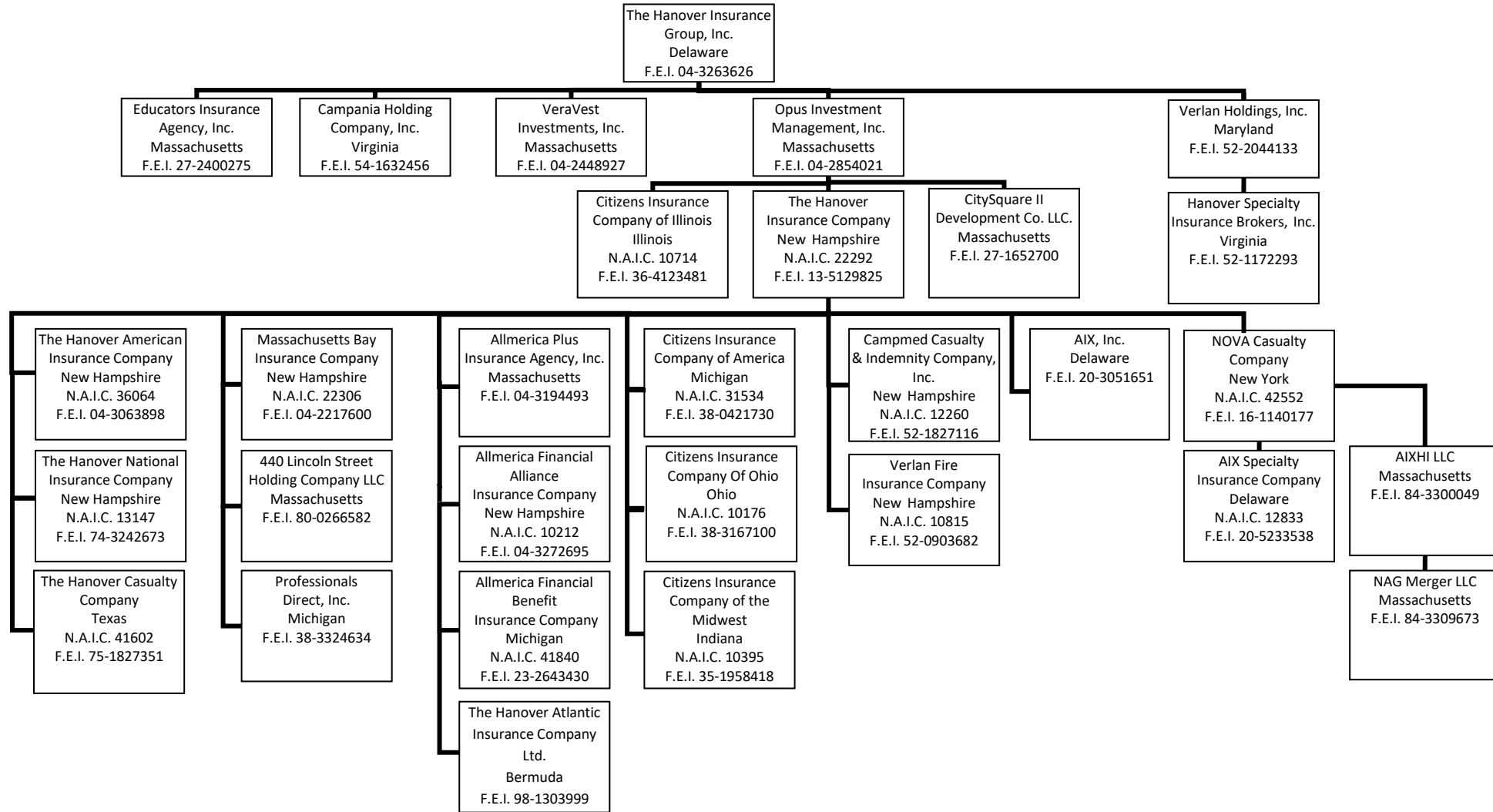
Allocated by States and Territories

States, Etc.		Direct Business Only					6 Totals
		1 Life (Group and Individual)	2 Annuities (Group and Individual)	3 Disability Income (Group and Individual)	4 Long-Term Care (Group and Individual)	5 Deposit-Type Contracts	
1. Alabama	AL						
2. Alaska	AK						
3. Arizona	AZ						
4. Arkansas	AR						
5. California	CA						
6. Colorado	CO						
7. Connecticut	CT						
8. Delaware	DE						
9. District of Columbia	DC						
10. Florida	FL						
11. Georgia	GA						
12. Hawaii	HI						
13. Idaho	ID						
14. Illinois	IL						
15. Indiana	IN						
16. Iowa	IA						
17. Kansas	KS						
18. Kentucky	KY						
19. Louisiana	LA						
20. Maine	ME						
21. Maryland	MD						
22. Massachusetts	MA						
23. Michigan	MI						
24. Minnesota	MN						
25. Mississippi	MS						
26. Missouri	MO						
27. Montana	MT						
28. Nebraska	NE						
29. Nevada	NV						
30. New Hampshire	NH						
31. New Jersey	NJ						
32. New Mexico	NM						
33. New York	NY						
34. North Carolina	NC						
35. North Dakota	ND						
36. Ohio	OH						
37. Oklahoma	OK						
38. Oregon	OR						
39. Pennsylvania	PA						
40. Rhode Island	RI						
41. South Carolina	SC						
42. South Dakota	SD						
43. Tennessee	TN						
44. Texas	TX						
45. Utah	UT						
46. Vermont	VT						
47. Virginia	VA						
48. Washington	WA						
49. West Virginia	WV						
50. Wisconsin	WI						
51. Wyoming	WY						
52. American Samoa	AS						
53. Guam	GU						
54. Puerto Rico	PR						
55. U.S. Virgin Islands	VI						
56. Northern Mariana Islands	MP						
57. Canada	CAN						
58. Aggregate Other Alien	OT						
59. Total							

**NONE**



**SCHEDULE Y – INFORMATION CONCERNING ACTIVITIES OF INSURER MEMBERS OF A HOLDING COMPANY GROUP**  
**PART 1 – ORGANIZATIONAL CHART**



Note: All Companies are wholly-owned.

Affiliated Investment Management Company

ANNUAL STATEMENT FOR THE YEAR 2023 OF THE ALLMERICA FINANCIAL ALLIANCE INSURANCE COMPANY

**SCHEDULE Y**  
**PART 1A - DETAIL OF INSURANCE HOLDING COMPANY SYSTEM**

1	2	3	4	5	6	7	8	9	10	11	12	13	14	15	16
Group Code	Group Name	NAIC Company Code	ID Number	Federal RSSD	CIK	Name of Securities Exchange if Publicly Traded (U.S. or International)	Names of Parent, Subsidiaries Or Affiliates	Domi-ciliary Location	Relation-ship to Reporting Entity	Directly Controlled by (Name of Entity/Person)	Type of Control (Ownership, Board, Management, Attorney-in-Fact, Influence, Other)	If Control is Ownership Provide Percentage	Ultimate Controlling Entity(ies)/Person(s)	Is an SCA Filing Re-quired? (Yes/No)	*
0088	The Hanover Insurance Group	12833	80-0266582				440 Lincoln Street Holding Company LLC	MA	NIA	The Hanover Insurance Company	Ownership, Board, Management	100.000	The Hanover Insurance Group, Inc.	NO	
0088	The Hanover Insurance Group	12833	84-3300049				AIXHI LLC	MA	NIA	Nova Casualty Company	Ownership, Board, Management	100.000	The Hanover Insurance Group, Inc.	NO	
0088	The Hanover Insurance Group	12833	20-5233538				AIX Specialty Insurance Company	DE	IA	Nova Casualty Company	Ownership, Board, Management	100.000	The Hanover Insurance Group, Inc.	NO	
0088	The Hanover Insurance Group	10212	20-3051651				AIX, Inc.	DE	NIA	The Hanover Insurance Company	Ownership, Board, Management	100.000	The Hanover Insurance Group, Inc.	NO	
0088	The Hanover Insurance Group	41840	04-3272695				Allmerica Financial Alliance Insurance Co.	NH	RE	The Hanover Insurance Company	Ownership, Board, Management	100.000	The Hanover Insurance Group, Inc.	NO	
0088	The Hanover Insurance Group	41840	23-2643430				Allmerica Financial Benefit Insurance Co.	MI	IA	The Hanover Insurance Company	Ownership, Board, Management	100.000	The Hanover Insurance Group, Inc.	NO	
0088	The Hanover Insurance Group	12260	04-3194493				Allmerica Plus Insurance Agency, Inc.	MA	NIA	The Hanover Insurance Company	Ownership, Board, Management	100.000	The Hanover Insurance Group, Inc.	NO	
0088	The Hanover Insurance Group	31534	54-1632456				Allmerica Securities Trust	MA	NIA	The Hanover Insurance Group, Inc.	Management	100.000	The Hanover Insurance Group, Inc.	NO	
0088	The Hanover Insurance Group	31534	52-1827116				Campania Holding Company, Inc.	VA	NIA	The Hanover Insurance Group, Inc.	Ownership, Board, Management	100.000	The Hanover Insurance Group, Inc.	NO	
0088	The Hanover Insurance Group	10714	38-0421730				Campmed Casualty & Indemnity Co. Inc.	NH	IA	The Hanover Insurance Company	Ownership, Board, Management	100.000	The Hanover Insurance Group, Inc.	NO	
0088	The Hanover Insurance Group	10714	36-4123481				Citizens Insurance Company of America	MI	IA	The Hanover Insurance Company	Ownership, Board, Management	100.000	The Hanover Insurance Group, Inc.	NO	
0088	The Hanover Insurance Group	10176	38-3167100				Citizens Insurance Company of Illinois	IL	IA	Opus Investment Management, Inc.	Ownership, Board, Management	100.000	The Hanover Insurance Group, Inc.	NO	
0088	The Hanover Insurance Group	10395	38-3167100				Citizens Insurance Company of Ohio	OH	IA	The Hanover Insurance Company	Ownership, Board, Management	100.000	The Hanover Insurance Group, Inc.	NO	
0088	The Hanover Insurance Group	22306	35-1958418				Citizens Insurance Company of the Midwest	IN	IA	The Hanover Insurance Company	Ownership, Board, Management	100.000	The Hanover Insurance Group, Inc.	NO	
0088	The Hanover Insurance Group	22306	27-1652700				CitySquare II Development Co., L.L.C	MA	NIA	Opus Investment Management, Inc.	Ownership, Board, Management	100.000	The Hanover Insurance Group, Inc.	NO	
0088	The Hanover Insurance Group	22306	27-2400275				Educators Insurance Agency, Inc.	MA	NIA	The Hanover Insurance Group, Inc.	Ownership, Board, Management	100.000	The Hanover Insurance Group, Inc.	NO	
0088	The Hanover Insurance Group	42552	52-1172293				Hanover Specialty Insurance Brokers, Inc.	VA	NIA	Verlan Holdings, Inc.	Ownership, Board, Management	100.000	The Hanover Insurance Group, Inc.	NO	
0088	The Hanover Insurance Group	42552	04-2217600				Massachusetts Bay Insurance Company	NH	IA	The Hanover Insurance Company	Ownership, Board, Management	100.000	The Hanover Insurance Group, Inc.	NO	
0088	The Hanover Insurance Group	42552	84-3309673				NAG Merger LLC	MA	NIA	AIXHI LLC	Ownership, Board, Management	100.000	The Hanover Insurance Group, Inc.	NO	
0088	The Hanover Insurance Group	36064	16-1140177				NOVA Casualty Company	NY	IA	The Hanover Insurance Company	Ownership, Board, Management	100.000	The Hanover Insurance Group, Inc.	NO	
0088	The Hanover Insurance Group	36064	04-2854021				Opus Investment Management, Inc.	MA	UIP	The Hanover Insurance Group, Inc.	Ownership, Board, Management	100.000	The Hanover Insurance Group, Inc.	NO	
0088	The Hanover Insurance Group	41602	38-3324634				Professionals Direct, Inc.	MI	NIA	The Hanover Insurance Company	Ownership, Board, Management	100.000	The Hanover Insurance Group, Inc.	NO	
0088	The Hanover Insurance Group	22292	04-3063898				The Hanover American Insurance Company	NH	IA	The Hanover Insurance Company	Ownership, Board, Management	100.000	The Hanover Insurance Group, Inc.	NO	
0088	The Hanover Insurance Group	22292	98-1303999				The Hanover Atlantic Insurance Company Ltd.	BMU	IA	The Hanover Insurance Company	Ownership, Board, Management	100.000	The Hanover Insurance Group, Inc.	YES	
0088	The Hanover Insurance Group	13147	75-1827351				The Hanover Casualty Company	TX	IA	The Hanover Insurance Company	Ownership, Board, Management	100.000	The Hanover Insurance Group, Inc.	NO	
0088	The Hanover Insurance Group	13147	13-5129825				The Hanover Insurance Company	NH	UDP	Opus Investment Management, Inc.	Ownership, Board, Management	100.000	The Hanover Insurance Group, Inc.	NO	
0088	The Hanover Insurance Group	10815	04-3263626				The Hanover Insurance Group, Inc.	DE	UIP	The Hanover Insurance Group, Inc.	Ownership, Board, Management	0.000	The Hanover Insurance Group, Inc.	NO	
0088	The Hanover Insurance Group	10815	74-3242673				The Hanover National Insurance Company	NH	IA	The Hanover Insurance Company	Ownership, Board, Management	100.000	The Hanover Insurance Group, Inc.	NO	
0088	The Hanover Insurance Group	10815	04-2448927				VeraVest Investments, Inc.	MA	NIA	The Hanover Insurance Group, Inc.	Ownership, Board, Management	100.000	The Hanover Insurance Group, Inc.	NO	
0088	The Hanover Insurance Group	10815	52-0903682				Verlan Fire Insurance Company	NH	IA	The Hanover Insurance Company	Ownership, Board, Management	100.000	The Hanover Insurance Group, Inc.	NO	
0088	The Hanover Insurance Group	10815	52-2044133				Verlan Holdings, Inc.	MD	NIA	The Hanover Insurance Group, Inc.	Ownership, Board, Management	100.000	The Hanover Insurance Group, Inc.	NO	

**NONE**

Asterisk	.....
	.....

ANNUAL STATEMENT FOR THE YEAR 2023 OF THE ALLMERICA FINANCIAL ALLIANCE INSURANCE COMPANY

**SCHEDULE Y**

**PART 2 - SUMMARY OF INSURER'S TRANSACTIONS WITH ANY AFFILIATES**

1	2	3	4	5	6	7	8	9	10	11	12	13
NAIC Company Code	ID Number	Names of Insurers and Parent, Subsidiaries or Affiliates	Shareholder Dividends	Capital Contributions	Purchases, Sales or Exchanges of Loans, Securities, Real Estate, Mortgage Loans or Other Investments	Income/ (Disbursements) Incurred in Connection with Guarantees or Undertakings for the Benefit of any Affiliate(s)	Management Agreements and Service Contracts	Income/ (Disbursements) Incurred Under Reinsurance Agreements	*	Any Other Material Activity Not in the Ordinary Course of the Insurer's Business	Totals	Reinsurance Recoverable/ (Payable) on Losses and/or Reserve Credit Taken/(Liability)
12833	20-5233538	AIX Specialty Insurance Co.	0	0	0	0	0	0		0	0	425,147,018
10212	04-3272695	Allmerica Financial Alliance Ins Co.	0	5,000,000	0	0	0	0		0	5,000,000	258,181,555
41840	23-2643430	Allmerica Financial Benefit Ins Co.	0	14,998,909	0	0	0	(56,932,891)		0	(41,933,982)	1,062,155,403
12260	52-1827116	Campmed Casualty & Indemnity Company, Inc.	(350,000)	0	0	0	0	0		0	(350,000)	4,670,758
31534	38-0421730	Citizens Insurance Co. of America	(10,000,000)	0	(9,883,036)	0	164,577,949	(118,012,219)		0	26,682,694	(385,345,954)
10714	36-4123481	Citizens Insurance Co. of Illinois	0	2,000,000	0	0	0	0		0	2,000,000	62,176,786
10176	38-3167100	Citizens Insurance Co. of Ohio	(1,000,000)	0	0	0	0	0		0	(1,000,000)	8,553,921
10395	35-1958418	Citizens Insurance Co. of the Midwest	0	16,000,000	0	0	0	0		0	16,000,000	1,356,711,618
36064	04-3063898	The Hanover American Insurance Co.	0	0	0	0	0	(70,501,795)		0	(70,501,795)	530,576,585
	98-1300399	The Hanover Atlantic Insurance Company	0	0	0	0	0	0		0	0	132,647,091
22292	13-5129825	The Hanover Insurance Company	(87,150,000)	(35,998,909)	(88,738,500)	0	(112,479,809)	414,427,742		(125,000,000)	(34,939,476)	(5,303,660,199)
41602	75-1827351	The Hanover Casualty Company	(800,000)	0	0	0	0	0		0	(800,000)	99,680,531
22306	04-2217600	Massachusetts Bay Insurance Company	0	0	0	0	0	(109,917,674)		0	(109,917,674)	1,044,382,452
42552	16-1140177	NOVA Casualty Co.	0	0	0	0	0	0		0	0	590,645,246
	04-3263626	The Hanover Insurance Group, Inc.	100,000,000	0	98,621,536	0	(52,098,140)	0		125,000,000	271,523,396	0
13147	74-3242673	The Hanover National Insurance Company	(200,000)	0	0	0	0	0		0	(200,000)	0
10815	52-0903682	Verlan Fire Insurance Co.	(500,000)	0	0	0	0	(59,063,163)		0	(59,563,163)	113,477,189
	04-2854021	Opus Investment Management, Inc.	0	(2,000,000)	0	0	0	0		0	(2,000,000)	0
9999999	Control Totals		0	0	0	0	0	0	XXX	0	0	0

ANNUAL STATEMENT FOR THE YEAR 2023 OF THE ALLMERICA FINANCIAL ALLIANCE INSURANCE COMPANY

**SCHEDULE Y**

**PART 3 - ULTIMATE CONTROLLING PARTY AND LISTING OF OTHER U.S. INSURANCE GROUPS OR ENTITIES UNDER THAT ULTIMATE CONTROLLING PARTY'S CONTROL**

1 Insurers in Holding Company	2 Owners with Greater Than 10% Ownership	3 Ownership Percentage Column 2 of Column 1	4 Granted Disclaimer of Control/ Affiliation of Column 2 Over Column 1 (Yes/No)	5 Ultimate Controlling Party	6 U.S. Insurance Groups or Entities Controlled by Column 5	7 Ownership Percentage (Column 5 of Column 6)	8 Granted Disclaimer of Control/ Affiliation of Column 5 Over Column 6 (Yes/No)
AIX Specialty Insurance Insurance Company .....	NOVA Casualty Company .....	100.000	NO	The Hanover Insurance Group, Inc. ....	The Hanover Insurance Group .....	100.000	NO
Allmerica Financial Alliance Insurance Co. ....	The Hanover Insurance Company .....	100.000	NO	The Hanover Insurance Group, Inc. ....	The Hanover Insurance Group .....	100.000	NO
Allmerican Financial Benefit Insurance Co. ....	The Hanover Insurance Company .....	100.000	NO	The Hanover Insurance Group, Inc. ....	The Hanover Insurance Group .....	100.000	NO
Campmed Casualty & Indemnity Co. Inc. ....	The Hanover Insurance Company .....	100.000	NO	The Hanover Insurance Group, Inc. ....	The Hanover Insurance Group .....	100.000	NO
Citizens Insurance Company of America .....	The Hanover Insurance Company .....	100.000	NO	The Hanover Insurance Group, Inc. ....	The Hanover Insurance Group .....	100.000	NO
Citizens Insurance Company of Illinois .....	Opus Investment Management, Inc. ....	100.000	NO	The Hanover Insurance Group, Inc. ....	The Hanover Insurance Group .....	100.000	NO
Citizens Insurance Company of Ohio .....	The Hanover Insurance Company .....	100.000	NO	The Hanover Insurance Group, Inc. ....	The Hanover Insurance Group .....	100.000	NO
Citizens Insurance Company of the Midwest .....	The Hanover Insurance Company .....	100.000	NO	The Hanover Insurance Group, Inc. ....	The Hanover Insurance Group .....	100.000	NO
Massachusetts Bay Insurance Company .....	The Hanover Insurance Company .....	100.000	NO	The Hanover Insurance Group, Inc. ....	The Hanover Insurance Group .....	100.000	NO
NOVA Casualty Company .....	The Hanover Insurance Company .....	100.000	NO	The Hanover Insurance Group, Inc. ....	The Hanover Insurance Group .....	100.000	NO
The Hanover American Insurance Company .....	The Hanover Insurance Company .....	100.000	NO	The Hanover Insurance Group, Inc. ....	The Hanover Insurance Group .....	100.000	NO
The Hanover Atlantic Insurance Company .....	The Hanover Insurance Company .....	100.000	NO	The Hanover Insurance Group, Inc. ....	The Hanover Insurance Group .....	100.000	NO
The Hanover Casualty Company .....	The Hanover Insurance Company .....	100.000	NO	The Hanover Insurance Group, Inc. ....	The Hanover Insurance Group .....	100.000	NO
The Hanover Insurance Company .....	Opus Investment Management, Inc. ....	100.000	NO	The Hanover Insurance Group, Inc. ....	The Hanover Insurance Group .....	100.000	NO
The Hanover National Insurance Company .....	The Hanover Insurance Company .....	100.000	NO	The Hanover Insurance Group, Inc. ....	The Hanover Insurance Group .....	100.000	NO
Verlan Fire Insurance Company .....	The Hanover Insurance Company .....	100.000	NO	The Hanover Insurance Group, Inc. ....	The Hanover Insurance Group .....	100.000	NO
.....	.....	.....	.....	.....	.....	.....	.....
.....	.....	.....	.....	.....	.....	.....	.....
.....	.....	.....	.....	.....	.....	.....	.....
.....	.....	.....	.....	.....	.....	.....	.....

**ANNUAL STATEMENT FOR THE YEAR 2023 OF THE ALLMERICA FINANCIAL ALLIANCE INSURANCE COMPANY  
SUPPLEMENTAL EXHIBITS AND SCHEDULES INTERROGATORIES**

**REQUIRED FILINGS**

The following supplemental reports are required to be filed as part of your statement filing unless specifically waived by the domiciliary state. However, in the event that your domiciliary state waives the filing requirement, your response of **WAIVED** to the specific interrogatory will be accepted in lieu of filing a "NONE" report and a bar code will be printed below. If the supplement is required of your company but is not being filed for whatever reason enter **SEE EXPLANATION** and provide an explanation following the interrogatory questions.

	<u>Responses</u>
<b>MARCH FILING</b>	
1. Will an actuarial opinion be filed by March 1? .....	YES
2. Will the Supplemental Compensation Exhibit be filed with the state of domicile by March 1? .....	YES
3. Will the confidential Risk-based Capital Report be filed with the NAIC by March 1? .....	YES
4. Will the confidential Risk-based Capital Report be filed with the state of domicile, if required by March 1? .....	YES
<b>APRIL FILING</b>	
5. Will the Insurance Expense Exhibit be filed with the state of domicile and the NAIC by April 1? .....	YES
6. Will Management's Discussion and Analysis be filed by April 1? .....	YES
7. Will the Supplemental Investment Risk Interrogatories be filed by April 1? .....	YES
<b>MAY FILING</b>	
8. Will this company be included in a combined annual statement which is filed with the NAIC by May 1? .....	YES
<b>JUNE FILING</b>	
9. Will an audited financial report be filed by June 1? .....	YES
10. Will Accountant's Letter of Qualifications be filed with the state of domicile and electronically with the NAIC by June 1? .....	YES

**SUPPLEMENTAL FILINGS**


The following supplemental reports are required to be filed as part of your annual statement filing **if your company is engaged in the type of business covered by the supplement. However, in the event that your company does not transact the type of business for which the special report must be filed, your response of NO to the specific interrogatory will be accepted in lieu of filing a "NONE" report and a bar code will be printed below.** If the supplement is required of your company but is not being filed for whatever reason enter **SEE EXPLANATION** and provide an explanation following the interrogatory questions.

<b>MARCH FILING</b>	
11. Will Schedule SIS (Stockholder Information Supplement) be filed with the state of domicile by March 1? .....	NO
12. Will the Financial Guaranty Insurance Exhibit be filed by March 1? .....	NO
13. Will the Medicare Supplement Insurance Experience Exhibit be filed with the state of domicile and the NAIC by March 1? .....	NO
14. Will Supplement A to Schedule T (Medical Professional Liability Supplement) be filed by March 1? .....	NO
15. Will the Trusteed Surplus Statement be filed with the state of domicile and the NAIC by March 1? .....	NO
16. Will the Premiums Attributed to Protected Cells Exhibit be filed by March 1? .....	NO
17. Will the Reinsurance Summary Supplemental Filing for General Interrogatory 9 be filed with the state of domicile and the NAIC by March 1? ...	NO
18. Will the Medicare Part D Coverage Supplement be filed with the state of domicile and the NAIC by March 1? .....	NO
19. Will the confidential Actuarial Opinion Summary be filed with the state of domicile, if required, by March 15 (or the date otherwise specified)?..	YES
20. Will the Reinsurance Attestation Supplement be filed with the state of domicile and the NAIC by March 1? .....	NO
21. Will the Exceptions to the Reinsurance Attestation Supplement be filed with the state of domicile by March 1? .....	NO
22. Will the Bail Bond Supplement be filed with the state of domicile and the NAIC by March 1? .....	NO
23. Will the Director and Officer Insurance Coverage Supplement be filed with the state of domicile and the NAIC by March 1? .....	NO
24. Will an approval from the reporting entity's state of domicile for relief related to the five-year rotation requirement for lead audit partner be filed electronically with the NAIC by March 1? .....	NO
25. Will an approval from the reporting entity's state of domicile for relief related to the one-year cooling off period for independent CPA be filed electronically with the NAIC by March 1? .....	NO
26. Will an approval from the reporting entity's state of domicile for relief related to the Requirements for Audit Committees be filed electronically with the NAIC by March 1? .....	NO
27. Will the Supplemental Schedule for Reinsurance Counterparty Reporting Exception - Asbestos and Pollution Contracts be filed with the state of domicile and the NAIC by March 1? .....	NO
28. Will the Exhibit of Other Liabilities by Lines of Business be filed with the state of domicile and the NAIC by March 1? .....	NO
29. Will the Market Conduct Annual Statement (MCAS) Premium Exhibit for Year be filed with appropriate jurisdictions and with the NAIC by March 1? .....	YES
<b>APRIL FILING</b>	
30. Will the Credit Insurance Experience Exhibit be filed with the state of domicile and the NAIC by April 1? .....	NO
31. Will the Long-term Care Experience Reporting Forms be filed with the state of domicile and the NAIC by April 1? .....	NO
32. Will the Accident and Health Policy Experience Exhibit be filed by April 1? .....	NO
33. Will the Supplemental Health Care Exhibit (Parts 1 and 2) be filed with the state of domicile and the NAIC by April 1? .....	NO
34. Will the Cybersecurity and Identity Theft Insurance Coverage Supplement be filed with the state of domicile and the NAIC by April 1? .....	NO
35. Will the Life, Health & Annuity Guaranty Association Assessable Premium Exhibit - Parts 1 and 2 be filed with the state of domicile and the NAIC by April 1? .....	NO
36. Will the Private Flood Insurance Supplement be filed with the state of domicile and the NAIC by April 1? .....	NO
37. Will the Mortgage Guaranty Insurance Exhibit be filed with the state of domicile and the NAIC by April 1? .....	NO
<b>AUGUST FILING</b>	
38. Will Management's Report of Internal Control Over Financial Reporting be filed with the state of domicile by August 1? .....	YES

**Explanations:**

- 11.
- 12.
- 13.
- 14.
- 15.
- 16.
- 17.
- 18.
- 20.
- 21.
- 22.
- 23.
- 24.
- 25.
- 26.
- 27.
- 28.
- 30.
- 31.
- 32.
- 33.
- 34.
- 35.
- 36.
- 37.

**Bar Codes:**

11. SIS Stockholder Information Supplement [Document Identifier 420]	
12. Financial Guaranty Insurance Exhibit [Document Identifier 240]	
13. Medicare Supplement Insurance Experience Exhibit [Document Identifier 360]	
14. Supplement A to Schedule T [Document Identifier 455]	
15. Trusteed Surplus Statement [Document Identifier 490]	
16. Premiums Attributed to Protected Cells Exhibit [Document Identifier 385]	

**SUPPLEMENTAL EXHIBITS AND SCHEDULES INTERROGATORIES**

17. Reinsurance Summary Supplemental Filing [Document Identifier 401]



18. Medicare Part D Coverage Supplement [Document Identifier 365]



20. Reinsurance Attestation Supplement [Document Identifier 399]



21. Exceptions to the Reinsurance Attestation Supplement [Document Identifier 400]



22. Bail Bond Supplement [Document Identifier 500]



23. Director and Officer Insurance Coverage Supplement [Document Identifier 505]



24. Relief from the five-year rotation requirement for lead audit partner [Document Identifier 224]



25. Relief from the one-year cooling off period for independent CPA [Document Identifier 225]



26. Relief from the Requirements for Audit Committees [Document Identifier 226]



27. Reinsurance Counterparty Reporting Exception – Asbestos and Pollution Contracts [Document Identifier 555]



28. Exhibit of Other Liabilities by Lines of Business [Document Identifier 570]



30. Credit Insurance Experience Exhibit [Document Identifier 230]



31. Long-Term Care Experience Reporting Forms [Document Identifier 306]



32. Accident and Health Policy Experience Exhibit [Document Identifier 210]



33. Supplemental Health Care Exhibit (Parts 1 and 2) [Document Identifier 216]



34. Cybersecurity and Identity Theft Insurance Coverage Supplement [Document Identifier 550]



35. Life, Health & Annuity Guaranty Association Assessable Premium Exhibit - Parts 1 and 2 [Document Identifier 290]



36. Private Flood Insurance Supplement [Document Identifier 560]



37. Will the Mortgage Guaranty Insurance Exhibit [Document Identifier 565]



**NONE**

**SUMMARY INVESTMENT SCHEDULE**

Investment Categories	Gross Investment Holdings		Admitted Assets as Reported in the Annual Statement			
	1 Amount	2 Percentage of Column 1 Line 13	3 Amount	4 Securities Lending Reinvested Collateral Amount	5 Total (Col. 3 + 4) Amount	6 Percentage of Column 5 Line 13
1. Long-Term Bonds (Schedule D, Part 1):						
1.01 U.S. governments .....	10,296,898	35.835	10,296,898	0	10,296,898	35.835
1.02 All other governments .....	0	0.000	0	0	0	0.000
1.03 U.S. states, territories and possessions, etc. guaranteed .....	4,390,219	15.279	4,390,219	0	4,390,219	15.279
1.04 U.S. political subdivisions of states, territories, and possessions, guaranteed .....	1,074,702	3.740	1,074,702	0	1,074,702	3.740
1.05 U.S. special revenue and special assessment obligations, etc. non-guaranteed .....	6,824,076	23.749	6,824,076	0	6,824,076	23.749
1.06 Industrial and miscellaneous .....	5,215,911	18.152	5,215,911	0	5,215,911	18.152
1.07 Hybrid securities .....	0	0.000	0	0	0	0.000
1.08 Parent, subsidiaries and affiliates .....	0	0.000	0	0	0	0.000
1.09 SVO identified funds .....	0	0.000	0	0	0	0.000
1.10 Unaffiliated bank loans .....	0	0.000	0	0	0	0.000
1.11 Unaffiliated certificates of deposit .....	0	0.000	0	0	0	0.000
1.12 Total long-term bonds .....	27,801,806	96.756	27,801,806	0	27,801,806	96.756
2. Preferred stocks (Schedule D, Part 2, Section 1):						
2.01 Industrial and miscellaneous (Unaffiliated) .....	0	0.000	0	0	0	0.000
2.02 Parent, subsidiaries and affiliates .....	0	0.000	0	0	0	0.000
2.03 Total preferred stocks .....	0	0.000	0	0	0	0.000
3. Common stocks (Schedule D, Part 2, Section 2):						
3.01 Industrial and miscellaneous Publicly traded (Unaffiliated) .....	0	0.000	0	0	0	0.000
3.02 Industrial and miscellaneous Other (Unaffiliated) .....	0	0.000	0	0	0	0.000
3.03 Parent, subsidiaries and affiliates Publicly traded .....	0	0.000	0	0	0	0.000
3.04 Parent, subsidiaries and affiliates Other .....	0	0.000	0	0	0	0.000
3.05 Mutual funds .....	0	0.000	0	0	0	0.000
3.06 Unit investment trusts .....	0	0.000	0	0	0	0.000
3.07 Closed-end funds .....	0	0.000	0	0	0	0.000
3.08 Exchange traded funds .....	0	0.000	0	0	0	0.000
3.09 Total common stocks .....	0	0.000	0	0	0	0.000
4. Mortgage loans (Schedule B):						
4.01 Farm mortgages .....	0	0.000	0	0	0	0.000
4.02 Residential mortgages .....	0	0.000	0	0	0	0.000
4.03 Commercial mortgages .....	0	0.000	0	0	0	0.000
4.04 Mezzanine real estate loans .....	0	0.000	0	0	0	0.000
4.05 Total valuation allowance .....	0	0.000	0	0	0	0.000
4.06 Total mortgage loans .....	0	0.000	0	0	0	0.000
5. Real estate (Schedule A):						
5.01 Properties occupied by company .....	0	0.000	0	0	0	0.000
5.02 Properties held for production of income .....	0	0.000	0	0	0	0.000
5.03 Properties held for sale .....	0	0.000	0	0	0	0.000
5.04 Total real estate .....	0	0.000	0	0	0	0.000
6. Cash, cash equivalents and short-term investments:						
6.01 Cash (Schedule E, Part 1) .....	213,265	0.742	213,265	0	213,265	0.742
6.02 Cash equivalents (Schedule E, Part 2) .....	199,095	0.693	199,095	0	199,095	0.693
6.03 Short-term investments (Schedule DA) .....	492,975	1.716	492,975	0	492,975	1.716
6.04 Total cash, cash equivalents and short-term investments .....	905,335	3.151	905,335	0	905,335	3.151
7. Contract loans .....	0	0.000	0	0	0	0.000
8. Derivatives (Schedule DB) .....	0	0.000	0	0	0	0.000
9. Other invested assets (Schedule BA) .....	0	0.000	0	0	0	0.000
10. Receivables for securities .....	26,775	0.093	26,775	0	26,775	0.093
11. Securities Lending (Schedule DL, Part 1).....	0	0.000	0	XXX	XXX	XXX
12. Other invested assets (Page 2, Line 11) .....	0	0.000	0	0	0	0.000
13. Total invested assets	28,733,916	100.000	28,733,916	0	28,733,916	100.000



## SCHEDULE A - VERIFICATION BETWEEN YEARS

Real Estate

1. Book/adjusted carrying value, December 31 of prior year .....
2. Cost of acquired:
  - 2.1 Actual cost at time of acquisition (Part 2, Column 6) .....
  - 2.2 Additional investment made after acquisition (Part 2, Column 9) .....
3. Current year change in encumbrances:
  - 3.1 Totals, Part 1, Column 13 .....
  - 3.2 Totals, Part 3, Column 11 .....
4. Total gain (loss) on disposals, Part 3, Column 18 .....
5. Deduct amounts received on disposals, Part 3, Column 15 .....
6. Total foreign exchange change in book/adjusted carrying value:
  - 6.1 Totals, Part 1, Column 15 .....
  - 6.2 Totals, Part 3, Column 13 .....
7. Deduct current year's other than temporary impairment recognized:
  - 7.1 Totals, Part 1, Column 12 .....
  - 7.2 Totals, Part 3, Column 10 .....
8. Deduct current year's depreciation:
  - 8.1 Totals, Part 1, Column 11 .....
  - 8.2 Totals, Part 3, Column 9 .....
9. Book/adjusted carrying value at the end of current period (Lines 1+2+3+4-5+6-7-8) .....
10. Deduct total nonadmitted amounts .....
11. Statement value at end of current period (Line 9 minus Line 10) .....

NONE

## SCHEDULE B - VERIFICATION BETWEEN YEARS

Mortgage Loans

1. Book value/recorded investment excluding accrued interest, December 31 of prior year .....
2. Cost of acquired:
  - 2.1 Actual cost at time of acquisition (Part 2, Column 7) .....
  - 2.2 Additional investment made after acquisition (Part 2, Column 8) .....
3. Capitalized deferred interest and other:
  - 3.1 Totals, Part 1, Column 12 .....
  - 3.2 Totals, Part 3, Column 11 .....
4. Accrual of discount .....
5. Unrealized valuation increase/(decrease):
  - 5.1 Totals, Part 1, Column 9 .....
  - 5.2 Totals, Part 3, Column 8 .....
6. Total gain (loss) on disposals, Part 3, Column 18 .....
7. Deduct amounts received on disposals, Part 3, Column 15 .....
8. Deduct amortization of premium and mortgage interest points and commitment fees .....
9. Total foreign exchange change in book value/recorded investment excluding accrued interest:
  - 9.1 Totals, Part 1, Column 13 .....
  - 9.2 Totals, Part 3, Column 13 .....
10. Deduct current year's other than temporary impairment recognized:
  - 10.1 Totals, Part 1, Column 11 .....
  - 10.2 Totals, Part 3, Column 10 .....
11. Book value/recorded investment excluding accrued interest at end of current period (Lines 1+2+3+4+5+6-7-8+9-10) .....
12. Total valuation allowance .....
13. Subtotal (Line 11 plus 12) .....
14. Deduct total nonadmitted amounts .....
15. Statement value of mortgages owned at end of current period (Line 13 minus Line 14) .....

NONE

## SCHEDULE BA - VERIFICATION BETWEEN YEARS

Other Long-Term Invested Assets

1.	Book/adjusted carrying value, December 31 of prior year .....	
2.	Cost of acquired:	
2.1	Actual cost at time of acquisition (Part 2, Column 8) .....	
2.2	Additional investment made after acquisition (Part 2, Column 9) .....	
3.	Capitalized deferred interest and other:	
3.1	Totals, Part 1, Column 16 .....	
3.2	Totals, Part 3, Column 12 .....	
4.	Accrual of discount .....	
5.	Unrealized valuation increase/(decrease):	
5.1	Totals, Part 1, Column 13 .....	
5.2	Totals, Part 3, Column 9 .....	
6.	Total gain (loss) on disposals, Part 3, Column 19 .....	
7.	Deduct amounts received on disposals, Part 3, Column 16 .....	
8.	Deduct amortization of premium and depreciation .....	
9.	Total foreign exchange change in book/adjusted carrying value:	
9.1	Totals, Part 1, Column 17 .....	
9.2	Totals, Part 3, Column 14 .....	
10.	Deduct current year's other than temporary impairment recognized:	
10.1	Totals, Part 1, Column 15 .....	
10.2	Totals, Part 3, Column 11 .....	
11.	Book/adjusted carrying value at end of current period (Lines 1+2+3+4+5+6-7-8+9-10) .....	
12.	Deduct total nonadmitted amounts .....	
13.	Statement value at end of current period (Line 11 minus Line 12) .....	

NONE

## SCHEDULE D - VERIFICATION BETWEEN YEARS

Bonds and Stocks

1.	Book/adjusted carrying value, December 31 of prior year .....	22,914,971
2.	Cost of bonds and stocks acquired, Part 3, Column 7 .....	8,249,251
3.	Accrual of discount .....	74,100
4.	Unrealized valuation increase/(decrease):	
4.1	Part 1, Column 12 .....	0
4.2	Part 2, Section 1, Column 15 .....	0
4.3	Part 2, Section 2, Column 13 .....	0
4.4	Part 4, Column 11 .....	0
5.	Total gain (loss) on disposals, Part 4, Column 19 .....	(7,311)
6.	Deduction consideration for bonds and stocks disposed of, Part 4, Column 7 .....	3,409,427
7.	Deduct amortization of premium .....	19,777
8.	Total foreign exchange change in book/adjusted carrying value:	
8.1	Part 1, Column 15 .....	0
8.2	Part 2, Section 1, Column 19 .....	0
8.3	Part 2, Section 2, Column 16 .....	0
8.4	Part 4, Column 15 .....	0
9.	Deduct current year's other than temporary impairment recognized:	
9.1	Part 1, Column 14 .....	0
9.2	Part 2, Section 1, Column 17 .....	0
9.3	Part 2, Section 2, Column 14 .....	0
9.4	Part 4, Column 13 .....	0
10.	Total investment income recognized as a result of prepayment penalties and/or acceleration fees, Note 5Q, Line 2 .....	0
11.	Book/adjusted carrying value at end of current period (Lines 1+2+3+4+5-6-7+8-9+10) .....	27,801,806
12.	Deduct total nonadmitted amounts .....	0
13.	Statement value at end of current period (Line 11 minus Line 12) .....	27,801,806

ANNUAL STATEMENT FOR THE YEAR 2023 OF THE ALLMERICA FINANCIAL ALLIANCE INSURANCE COMPANY

**SCHEDULE D - SUMMARY BY COUNTRY**

Long-Term Bonds and Stocks OWNED December 31 of Current Year

Description		1 Book/Adjusted Carrying Value	2 Fair Value	3 Actual Cost	4 Par Value of Bonds
<b>BONDS</b>					
Governments (Including all obligations guaranteed by governments)	1. United States .....	10,296,898	9,525,587	10,225,242	10,374,918
	2. Canada .....	0	0	0	0
	3. Other Countries	0	0	0	0
	4. Totals	10,296,898	9,525,587	10,225,242	10,374,918
U.S. States, Territories and Possessions (Direct and guaranteed)	5. Totals	4,390,219	3,985,089	4,443,612	4,364,868
U.S. Political Subdivisions of States, Territories and Possessions (Direct and guaranteed)	6. Totals	1,074,702	1,039,296	1,073,322	1,125,000
U.S. Special Revenue and Special Assessment Obligations and all Non- Guaranteed Obligations of Agencies and Authorities of Governments and their Political Subdivisions	7. Totals	6,824,076	6,510,174	6,808,063	7,080,762
Industrial and Miscellaneous, SVO Identified Funds, Unaffiliated Bank Loans, Unaffiliated Certificates of Deposit and Hybrid Securities (unaffiliated)	8. United States .....	4,866,491	4,862,299	4,853,492	4,926,500
	9. Canada .....	101,088	97,590	102,249	100,000
	10. Other Countries	248,332	247,385	247,874	250,000
	11. Totals	5,215,911	5,207,274	5,203,615	5,276,500
Parent, Subsidiaries and Affiliates	12. Totals	0	0	0	0
	13. Total Bonds	27,801,806	26,267,420	27,753,854	28,222,048
<b>PREFERRED STOCKS</b>					
Industrial and Miscellaneous (unaffiliated)	14. United States .....	0	0	0	
	15. Canada .....	0	0	0	
	16. Other Countries	0	0	0	
	17. Totals	0	0	0	
Parent, Subsidiaries and Affiliates	18. Totals	0	0	0	
	19. Total Preferred Stocks	0	0	0	
<b>COMMON STOCKS</b>					
Industrial and Miscellaneous (unaffiliated), Mutual Funds, Unit Investment Trusts, Closed-End Funds and Exchange Traded Funds	20. United States .....	0	0	0	
	21. Canada .....	0	0	0	
	22. Other Countries	0	0	0	
	23. Totals	0	0	0	
Parent, Subsidiaries and Affiliates	24. Totals	0	0	0	
	25. Total Common Stocks	0	0	0	
	26. Total Stocks	0	0	0	
	27. Total Bonds and Stocks	27,801,806	26,267,420	27,753,854	

ANNUAL STATEMENT FOR THE YEAR 2023 OF THE ALLMERICA FINANCIAL ALLIANCE INSURANCE COMPANY

**SCHEDULE D - PART 1A - SECTION 1**

Quality and Maturity Distribution of All Bonds Owned December 31, at Book/Adjusted Carrying Values by Major Types of Issues and NAIC Designations

NAIC Designation	1 1 Year or Less	2 Over 1 Year Through 5 Years	3 Over 5 Years Through 10 Years	4 Over 10 Years Through 20 Years	5 Over 20 Years	6 No Maturity Date	7 Total Current Year	8 Col. 7 as a % of Line 12.7	9 Total from Col. 7 Prior Year	10 % From Col. 8 Prior Year	11 Total Publicly Traded	12 Total Privately Placed (a)
<b>1. U.S. Governments</b>												
1.1 NAIC 1	404,727	4,781,167	4,278,595	617,432	214,976	XXX	10,296,898	36.1	9,635,826	42.1	10,296,898	0
1.2 NAIC 2	0	0	0	0	0	XXX	0	0.0	0	0.0	0	0
1.3 NAIC 3	0	0	0	0	0	XXX	0	0.0	0	0.0	0	0
1.4 NAIC 4	0	0	0	0	0	XXX	0	0.0	0	0.0	0	0
1.5 NAIC 5	0	0	0	0	0	XXX	0	0.0	0	0.0	0	0
1.6 NAIC 6	0	0	0	0	0	XXX	0	0.0	0	0.0	0	0
1.7 Totals	404,727	4,781,167	4,278,595	617,432	214,976	XXX	10,296,898	36.1	9,635,826	42.1	10,296,898	0
<b>2. All Other Governments</b>												
2.1 NAIC 1	0	0	0	0	0	XXX	0	0.0	0	0.0	0	0
2.2 NAIC 2	0	0	0	0	0	XXX	0	0.0	0	0.0	0	0
2.3 NAIC 3	0	0	0	0	0	XXX	0	0.0	0	0.0	0	0
2.4 NAIC 4	0	0	0	0	0	XXX	0	0.0	0	0.0	0	0
2.5 NAIC 5	0	0	0	0	0	XXX	0	0.0	0	0.0	0	0
2.6 NAIC 6	0	0	0	0	0	XXX	0	0.0	0	0.0	0	0
2.7 Totals	0	0	0	0	0	XXX	0	0.0	0	0.0	0	0
<b>3. U.S. States, Territories and Possessions etc., Guaranteed</b>												
3.1 NAIC 1	30,047	846,516	3,205,686	307,970	0	XXX	4,390,219	15.4	3,999,821	17.5	4,390,219	0
3.2 NAIC 2	0	0	0	0	0	XXX	0	0.0	0	0.0	0	0
3.3 NAIC 3	0	0	0	0	0	XXX	0	0.0	0	0.0	0	0
3.4 NAIC 4	0	0	0	0	0	XXX	0	0.0	0	0.0	0	0
3.5 NAIC 5	0	0	0	0	0	XXX	0	0.0	0	0.0	0	0
3.6 NAIC 6	0	0	0	0	0	XXX	0	0.0	0	0.0	0	0
3.7 Totals	30,047	846,516	3,205,686	307,970	0	XXX	4,390,219	15.4	3,999,821	17.5	4,390,219	0
<b>4. U.S. Political Subdivisions of States, Territories and Possessions, Guaranteed</b>												
4.1 NAIC 1	100,010	495,660	329,802	149,231	0	XXX	1,074,702	3.8	631,176	2.8	1,074,702	0
4.2 NAIC 2	0	0	0	0	0	XXX	0	0.0	0	0.0	0	0
4.3 NAIC 3	0	0	0	0	0	XXX	0	0.0	0	0.0	0	0
4.4 NAIC 4	0	0	0	0	0	XXX	0	0.0	0	0.0	0	0
4.5 NAIC 5	0	0	0	0	0	XXX	0	0.0	0	0.0	0	0
4.6 NAIC 6	0	0	0	0	0	XXX	0	0.0	0	0.0	0	0
4.7 Totals	100,010	495,660	329,802	149,231	0	XXX	1,074,702	3.8	631,176	2.8	1,074,702	0
<b>5. U.S. Special Revenue &amp; Special Assessment Obligations, etc., Non-Guaranteed</b>												
5.1 NAIC 1	297,664	1,744,628	3,756,605	1,205,073	19,199	XXX	7,023,170	24.6	5,682,490	24.8	7,023,170	0
5.2 NAIC 2	0	0	0	0	0	XXX	0	0.0	0	0.0	0	0
5.3 NAIC 3	0	0	0	0	0	XXX	0	0.0	0	0.0	0	0
5.4 NAIC 4	0	0	0	0	0	XXX	0	0.0	0	0.0	0	0
5.5 NAIC 5	0	0	0	0	0	XXX	0	0.0	0	0.0	0	0
5.6 NAIC 6	0	0	0	0	0	XXX	0	0.0	0	0.0	0	0
5.7 Totals	297,664	1,744,628	3,756,605	1,205,073	19,199	XXX	7,023,170	24.6	5,682,490	24.8	7,023,170	0

S105

ANNUAL STATEMENT FOR THE YEAR 2023 OF THE ALLMERICA FINANCIAL ALLIANCE INSURANCE COMPANY

**SCHEDULE D - PART 1A - SECTION 1 (Continued)**

Quality and Maturity Distribution of All Bonds Owned December 31, at Book/Adjusted Carrying Values by Major Types of Issues and NAIC Designations

NAIC Designation	1 1 Year or Less	2 Over 1 Year Through 5 Years	3 Over 5 Years Through 10 Years	4 Over 10 Years Through 20 Years	5 Over 20 Years	6 No Maturity Date	7 Total Current Year	8 Col. 7 as a % of Line 12.7	9 Total from Col. 7 Prior Year	10 % From Col. 8 Prior Year	11 Total Publicly Traded	12 Total Privately Placed (a)
<b>6. Industrial &amp; Miscellaneous (Unaffiliated)</b>												
6.1 NAIC 1	505,587	3,667,840	396,904	0	0	XXX	4,570,331	16.0	1,965,667	8.6	3,496,783	1,073,548
6.2 NAIC 2	346,301	792,254	0	0	0	XXX	1,138,554	4.0	999,992	4.4	1,038,829	99,725
6.3 NAIC 3	0	0	0	0	0	XXX	0	0.0	0	0.0	0	0
6.4 NAIC 4	0	0	0	0	0	XXX	0	0.0	0	0.0	0	0
6.5 NAIC 5	0	0	0	0	0	XXX	0	0.0	0	0.0	0	0
6.6 NAIC 6	0	0	0	0	0	XXX	0	0.0	0	0.0	0	0
6.7 Totals	851,888	4,460,093	396,904	0	0	XXX	5,708,886	20.0	2,965,659	12.9	4,535,612	1,173,274
<b>7. Hybrid Securities</b>												
7.1 NAIC 1	0	0	0	0	0	XXX	0	0.0	0	0.0	0	0
7.2 NAIC 2	0	0	0	0	0	XXX	0	0.0	0	0.0	0	0
7.3 NAIC 3	0	0	0	0	0	XXX	0	0.0	0	0.0	0	0
7.4 NAIC 4	0	0	0	0	0	XXX	0	0.0	0	0.0	0	0
7.5 NAIC 5	0	0	0	0	0	XXX	0	0.0	0	0.0	0	0
7.6 NAIC 6	0	0	0	0	0	XXX	0	0.0	0	0.0	0	0
7.7 Totals	0	0	0	0	0	XXX	0	0.0	0	0.0	0	0
<b>8. Parent, Subsidiaries and Affiliates</b>												
8.1 NAIC 1	0	0	0	0	0	XXX	0	0.0	0	0.0	0	0
8.2 NAIC 2	0	0	0	0	0	XXX	0	0.0	0	0.0	0	0
8.3 NAIC 3	0	0	0	0	0	XXX	0	0.0	0	0.0	0	0
8.4 NAIC 4	0	0	0	0	0	XXX	0	0.0	0	0.0	0	0
8.5 NAIC 5	0	0	0	0	0	XXX	0	0.0	0	0.0	0	0
8.6 NAIC 6	0	0	0	0	0	XXX	0	0.0	0	0.0	0	0
8.7 Totals	0	0	0	0	0	XXX	0	0.0	0	0.0	0	0
<b>9. SVO Identified Funds</b>												
9.1 NAIC 1	XXX	XXX	XXX	XXX	XXX	0	0	0.0	0	0.0	0	0
9.2 NAIC 2	XXX	XXX	XXX	XXX	XXX	0	0	0.0	0	0.0	0	0
9.3 NAIC 3	XXX	XXX	XXX	XXX	XXX	0	0	0.0	0	0.0	0	0
9.4 NAIC 4	XXX	XXX	XXX	XXX	XXX	0	0	0.0	0	0.0	0	0
9.5 NAIC 5	XXX	XXX	XXX	XXX	XXX	0	0	0.0	0	0.0	0	0
9.6 NAIC 6	XXX	XXX	XXX	XXX	XXX	0	0	0.0	0	0.0	0	0
9.7 Totals	XXX	XXX	XXX	XXX	XXX	0	0	0.0	0	0.0	0	0
<b>10. Unaffiliated Bank Loans</b>												
10.1 NAIC 1	0	0	0	0	0	XXX	0	0.0	0	0.0	0	0
10.2 NAIC 2	0	0	0	0	0	XXX	0	0.0	0	0.0	0	0
10.3 NAIC 3	0	0	0	0	0	XXX	0	0.0	0	0.0	0	0
10.4 NAIC 4	0	0	0	0	0	XXX	0	0.0	0	0.0	0	0
10.5 NAIC 5	0	0	0	0	0	XXX	0	0.0	0	0.0	0	0
10.6 NAIC 6	0	0	0	0	0	XXX	0	0.0	0	0.0	0	0
10.7 Totals	0	0	0	0	0	XXX	0	0.0	0	0.0	0	0
<b>11. Unaffiliated Certificates of Deposit</b>												
11.1 NAIC 1	0	0	0	0	0	XXX	0	0.0	0	0.0	0	0
11.2 NAIC 2	0	0	0	0	0	XXX	0	0.0	0	0.0	0	0
11.3 NAIC 3	0	0	0	0	0	XXX	0	0.0	0	0.0	0	0
11.4 NAIC 4	0	0	0	0	0	XXX	0	0.0	0	0.0	0	0
11.5 NAIC 5	0	0	0	0	0	XXX	0	0.0	0	0.0	0	0
11.6 NAIC 6	0	0	0	0	0	XXX	0	0.0	0	0.0	0	0
11.7 Totals	0	0	0	0	0	XXX	0	0.0	0	0.0	0	0

ANNUAL STATEMENT FOR THE YEAR 2023 OF THE ALLMERICA FINANCIAL ALLIANCE INSURANCE COMPANY

**SCHEDULE D - PART 1A - SECTION 1 (Continued)**

Quality and Maturity Distribution of All Bonds Owned December 31, at Book/Adjusted Carrying Values by Major Types of Issues and NAIC Designations

NAIC Designation	1 1 Year or Less	2 Over 1 Year Through 5 Years	3 Over 5 Years Through 10 Years	4 Over 10 Years Through 20 Years	5 Over 20 Years	6 No Maturity Date	7 Total Current Year	8 Col. 7 as a % of Line 12.7	9 Total from Col. 7 Prior Year	10 % From Col. 8 Prior Year	11 Total Publicly Traded	12 Total Privately Placed (a)
<b>12. Total Bonds Current Year</b>												
12.1 NAIC 1	(d) 1,338,036	11,535,810	11,967,592	2,279,706	234,176	0	27,355,321	96.0	XXX	XXX	26,281,772	1,073,548
12.2 NAIC 2	(d) 346,301	792,254	0	0	0	0	1,138,554	4.0	XXX	XXX	1,038,829	99,725
12.3 NAIC 3	(d) 0	0	0	0	0	0	0	0.0	XXX	XXX	0	0
12.4 NAIC 4	(d) 0	0	0	0	0	0	0	0.0	XXX	XXX	0	0
12.5 NAIC 5	(d) 0	0	0	0	0	0	0	0.0	XXX	XXX	0	0
12.6 NAIC 6	(d) 0	0	0	0	0	0	0	0.0	XXX	XXX	0	0
12.7 Totals	1,684,337	12,328,064	11,967,592	2,279,706	234,176	0	28,493,875	100.0	XXX	XXX	27,320,601	1,173,274
12.8 Line 12.7 as a % of Col. 7	5.9	43.3	42.0	8.0	0.8	0.0	100.0	XXX	XXX	XXX	95.9	4.1
<b>13. Total Bonds Prior Year</b>												
13.1 NAIC 1	2,425,618	6,510,519	11,416,873	993,893	568,077	0	XXX	XXX	21,914,979	95.6	21,309,850	605,129
13.2 NAIC 2	52,030	746,974	200,988	0	0	0	XXX	XXX	999,992	4.4	900,328	99,664
13.3 NAIC 3	0	0	0	0	0	0	XXX	XXX	0	0.0	0	0
13.4 NAIC 4	0	0	0	0	0	0	XXX	XXX	0	0.0	0	0
13.5 NAIC 5	0	0	0	0	0	0	XXX	XXX	0	0.0	0	0
13.6 NAIC 6	0	0	0	0	0	0	XXX	XXX	0	0.0	0	0
13.7 Totals	2,477,648	7,257,493	11,617,861	993,893	568,077	0	XXX	XXX	22,914,971	100.0	22,210,179	704,793
13.8 Line 13.7 as a % of Col. 9	10.8	31.7	50.7	4.3	2.5	0.0	XXX	XXX	100.0	XXX	96.9	3.1
<b>14. Total Publicly Traded Bonds</b>												
14.1 NAIC 1	1,288,884	10,511,415	11,967,592	2,279,706	234,176	0	26,281,772	92.2	21,309,850	93.0	26,281,772	XXX
14.2 NAIC 2	346,301	692,528	0	0	0	0	1,038,829	3.6	900,328	3.9	1,038,829	XXX
14.3 NAIC 3	0	0	0	0	0	0	0	0.0	0	0.0	0	XXX
14.4 NAIC 4	0	0	0	0	0	0	0	0.0	0	0.0	0	XXX
14.5 NAIC 5	0	0	0	0	0	0	0	0.0	0	0.0	0	XXX
14.6 NAIC 6	0	0	0	0	0	0	0	0.0	0	0.0	0	XXX
14.7 Totals	1,635,184	11,203,943	11,967,592	2,279,706	234,176	0	27,320,601	95.9	22,210,179	96.9	27,320,601	XXX
14.8 Line 14.7 as a % of Col. 7	6.0	41.0	43.8	8.3	0.9	0.0	100.0	XXX	XXX	XXX	100.0	XXX
14.9 Line 14.7 as a % of Line 12.7, Col. 7, Section 12	5.7	39.3	42.0	8.0	0.8	0.0	95.9	XXX	XXX	XXX	95.9	XXX
<b>15. Total Privately Placed Bonds</b>												
15.1 NAIC 1	49,152	1,024,396	0	0	0	0	1,073,548	3.8	605,129	2.6	XXX	1,073,548
15.2 NAIC 2	0	99,725	0	0	0	0	99,725	0.3	99,664	0.4	XXX	99,725
15.3 NAIC 3	0	0	0	0	0	0	0	0.0	0	0.0	XXX	0
15.4 NAIC 4	0	0	0	0	0	0	0	0.0	0	0.0	XXX	0
15.5 NAIC 5	0	0	0	0	0	0	0	0.0	0	0.0	XXX	0
15.6 NAIC 6	0	0	0	0	0	0	0	0.0	0	0.0	XXX	0
15.7 Totals	49,152	1,124,121	0	0	0	0	1,173,274	4.1	704,793	3.1	XXX	1,173,274
15.8 Line 15.7 as a % of Col. 7	4.2	95.8	0.0	0.0	0.0	0.0	100.0	XXX	XXX	XXX	XXX	100.0
15.9 Line 15.7 as a % of Line 12.7, Col. 7, Section 12	0.2	3.9	0.0	0.0	0.0	0.0	4.1	XXX	XXX	XXX	XXX	4.1

(a) Includes \$ 1,173,274 freely tradable under SEC Rule 144 or qualified for resale under SEC Rule 144A.

(b) Includes \$ 0 current year of bonds with Z designations and \$ 0 prior year of bonds with Z designations. The letter "Z" means the NAIC designation was not assigned by the Securities Valuation Office (SVO) at the date of the statement.

(c) Includes \$ 0 current year, \$ 0 prior year of bonds with 5GI designations and \$ 0 current year, \$ 0 prior year of bonds with 6\* designations. "5GI" means the NAIC designation was assigned by the (SVO) in reliance on the insurer's certification that the issuer is current in all principal and interest payments. "6\*" means the NAIC designation was assigned by the SVO due to inadequate certification of principal and interest payments.

(d) Includes the following amount of short-term and cash equivalent bonds by NAIC designation: NAIC 1 \$ 545,593 ; NAIC 2 \$ 146,476 ; NAIC 3 \$ 0 ; NAIC 4 \$ 0 ; NAIC 5 \$ 0 ; NAIC 6 \$ 0

ANNUAL STATEMENT FOR THE YEAR 2023 OF THE ALLMERICA FINANCIAL ALLIANCE INSURANCE COMPANY

**SCHEDULE D - PART 1A - SECTION 2**

Maturity Distribution of All Bonds Owned December 31, at Book/Adjusted Carrying Values by Major Type and Subtype of Issues

Distribution by Type	1 1 Year or Less	2 Over 1 Year Through 5 Years	3 Over 5 Years Through 10 Years	4 Over 10 Years Through 20 Years	5 Over 20 Years	6 No Maturity Date	7 Total Current Year	8 Col. 7 as a % of Line 12.09	9 Total from Col. 7 Prior Year	10 % From Col. 8 Prior Year	11 Total Publicly Traded	12 Total Privately Placed
<b>1. U.S. Governments</b>												
1.01 Issuer Obligations	249,965	4,245,352	3,775,433	0	0	XXX	8,270,750	29.0	8,318,863	36.3	8,270,750	0
1.02 Residential Mortgage-Backed Securities	154,762	535,815	503,162	617,432	214,976	XXX	2,026,148	7.1	1,316,963	5.7	2,026,148	0
1.03 Commercial Mortgage-Backed Securities	0	0	0	0	0	XXX	0	0.0	0	0.0	0	0
1.04 Other Loan-Backed and Structured Securities	0	0	0	0	0	XXX	0	0.0	0	0.0	0	0
1.05 Totals	404,727	4,781,167	4,278,595	617,432	214,976	XXX	10,296,898	36.1	9,635,826	42.1	10,296,898	0
<b>2. All Other Governments</b>												
2.01 Issuer Obligations	0	0	0	0	0	XXX	0	0.0	0	0.0	0	0
2.02 Residential Mortgage-Backed Securities	0	0	0	0	0	XXX	0	0.0	0	0.0	0	0
2.03 Commercial Mortgage-Backed Securities	0	0	0	0	0	XXX	0	0.0	0	0.0	0	0
2.04 Other Loan-Backed and Structured Securities	0	0	0	0	0	XXX	0	0.0	0	0.0	0	0
2.05 Totals	0	0	0	0	0	XXX	0	0.0	0	0.0	0	0
<b>3. U.S. States, Territories and Possessions, Guaranteed</b>												
3.01 Issuer Obligations	30,047	846,516	3,205,686	307,970	0	XXX	4,390,219	15.4	3,999,821	17.5	4,390,219	0
3.02 Residential Mortgage-Backed Securities	0	0	0	0	0	XXX	0	0.0	0	0.0	0	0
3.03 Commercial Mortgage-Backed Securities	0	0	0	0	0	XXX	0	0.0	0	0.0	0	0
3.04 Other Loan-Backed and Structured Securities	0	0	0	0	0	XXX	0	0.0	0	0.0	0	0
3.05 Totals	30,047	846,516	3,205,686	307,970	0	XXX	4,390,219	15.4	3,999,821	17.5	4,390,219	0
<b>4. U.S. Political Subdivisions of States, Territories and Possessions, Guaranteed</b>												
4.01 Issuer Obligations	100,010	495,660	329,802	149,231	0	XXX	1,074,702	3.8	631,176	2.8	1,074,702	0
4.02 Residential Mortgage-Backed Securities	0	0	0	0	0	XXX	0	0.0	0	0.0	0	0
4.03 Commercial Mortgage-Backed Securities	0	0	0	0	0	XXX	0	0.0	0	0.0	0	0
4.04 Other Loan-Backed and Structured Securities	0	0	0	0	0	XXX	0	0.0	0	0.0	0	0
4.05 Totals	100,010	495,660	329,802	149,231	0	XXX	1,074,702	3.8	631,176	2.8	1,074,702	0
<b>5. U.S. Special Revenue &amp; Special Assessment Obligations etc., Non-Guaranteed</b>												
5.01 Issuer Obligations	199,094	1,300,929	3,405,636	918,379	0	XXX	5,824,038	20.4	5,235,397	22.8	5,824,038	0
5.02 Residential Mortgage-Backed Securities	98,570	443,700	350,968	286,695	19,199	XXX	1,199,132	4.2	447,093	2.0	1,199,132	0
5.03 Commercial Mortgage-Backed Securities	0	0	0	0	0	XXX	0	0.0	0	0.0	0	0
5.04 Other Loan-Backed and Structured Securities	0	0	0	0	0	XXX	0	0.0	0	0.0	0	0
5.05 Totals	297,664	1,744,628	3,756,605	1,205,073	19,199	XXX	7,023,170	24.6	5,682,490	24.8	7,023,170	0
<b>6. Industrial and Miscellaneous</b>												
6.01 Issuer Obligations	802,735	4,300,348	396,904	0	0	XXX	5,499,988	19.3	2,965,659	12.9	4,535,612	964,376
6.02 Residential Mortgage-Backed Securities	0	0	0	0	0	XXX	0	0.0	0	0.0	0	0
6.03 Commercial Mortgage-Backed Securities	0	0	0	0	0	XXX	0	0.0	0	0.0	0	0
6.04 Other Loan-Backed and Structured Securities	49,152	159,745	0	0	0	XXX	208,898	0.7	0	0.0	0	208,898
6.05 Totals	851,888	4,460,093	396,904	0	0	XXX	5,708,886	20.0	2,965,659	12.9	4,535,612	1,173,274
<b>7. Hybrid Securities</b>												
7.01 Issuer Obligations	0	0	0	0	0	XXX	0	0.0	0	0.0	0	0
7.02 Residential Mortgage-Backed Securities	0	0	0	0	0	XXX	0	0.0	0	0.0	0	0
7.03 Commercial Mortgage-Backed Securities	0	0	0	0	0	XXX	0	0.0	0	0.0	0	0
7.04 Other Loan-Backed and Structured Securities	0	0	0	0	0	XXX	0	0.0	0	0.0	0	0
7.05 Totals	0	0	0	0	0	XXX	0	0.0	0	0.0	0	0
<b>8. Parent, Subsidiaries and Affiliates</b>												
8.01 Issuer Obligations	0	0	0	0	0	XXX	0	0.0	0	0.0	0	0
8.02 Residential Mortgage-Backed Securities	0	0	0	0	0	XXX	0	0.0	0	0.0	0	0
8.03 Commercial Mortgage-Backed Securities	0	0	0	0	0	XXX	0	0.0	0	0.0	0	0
8.04 Other Loan-Backed and Structured Securities	0	0	0	0	0	XXX	0	0.0	0	0.0	0	0
8.05 Affiliated Bank Loans - Issued	0	0	0	0	0	XXX	0	0.0	0	0.0	0	0
8.06 Affiliated Bank Loans - Acquired	0	0	0	0	0	XXX	0	0.0	0	0.0	0	0
8.07 Totals	0	0	0	0	0	XXX	0	0.0	0	0.0	0	0

ANNUAL STATEMENT FOR THE YEAR 2023 OF THE ALLMERICA FINANCIAL ALLIANCE INSURANCE COMPANY

**SCHEDULE D - PART 1A - SECTION 2 (Continued)**

Maturity Distribution of All Bonds Owned December 31, at Book/Adjusted Carrying Values by Major Type and Subtype of Issues

Distribution by Type	1 1 Year or Less	2 Over 1 Year Through 5 Years	3 Over 5 Years Through 10 Years	4 Over 10 Years Through 20 Years	5 Over 20 Years	6 No Maturity Date	7 Total Current Year	8 Col. 7 as a % of Line 12.09	9 Total from Col. 7 Prior Year	10 % From Col. 8 Prior Year	11 Total Publicly Traded	12 Total Privately Placed
<b>9. SVO Identified Funds</b>												
9.01 Exchange Traded Funds Identified by the SVO	XXX	XXX	XXX	XXX	XXX	0	0	0.0	0	0.0	0	0
<b>10. Unaffiliated Bank Loans</b>												
10.01 Unaffiliated Bank Loans - Issued	0	0	0	0	0	XXX	0	0.0	0	0.0	0	0
10.02 Unaffiliated Bank Loans - Acquired	0	0	0	0	0	XXX	0	0.0	0	0.0	0	0
10.03 Totals	0	0	0	0	0	XXX	0	0.0	0	0.0	0	0
<b>11. Unaffiliated Certificates of Deposit</b>												
11.01 Totals	0	0	0	0	0	XXX	0	0.0	0	0.0	0	0
<b>12. Total Bonds Current Year</b>												
12.01 Issuer Obligations	1,381,852	11,188,804	11,113,462	1,375,579	0	XXX	25,059,697	87.9	XXX	XXX	24,095,321	964,376
12.02 Residential Mortgage-Backed Securities	253,332	979,514	854,130	904,127	234,176	XXX	3,225,280	11.3	XXX	XXX	3,225,280	0
12.03 Commercial Mortgage-Backed Securities	0	0	0	0	0	XXX	0	0.0	XXX	XXX	0	0
12.04 Other Loan-Backed and Structured Securities	49,152	159,745	0	0	0	XXX	208,898	0.7	XXX	XXX	0	208,898
12.05 SVO Identified Funds	XXX	XXX	XXX	XXX	XXX	0	0	0.0	XXX	XXX	0	0
12.06 Affiliated Bank Loans	0	0	0	0	0	XXX	0	0.0	XXX	XXX	0	0
12.07 Unaffiliated Bank Loans	0	0	0	0	0	XXX	0	0.0	XXX	XXX	0	0
12.08 Unaffiliated Certificates of Deposit	0	0	0	0	0	XXX	0	0.0	XXX	XXX	0	0
12.09 Totals	1,684,337	12,328,064	11,967,592	2,279,706	234,176	0	28,493,875	100.0	XXX	XXX	27,320,601	1,173,274
12.10 Line 12.09 as a % of Col. 7	5.9	43.3	42.0	8.0	0.8	0.0	100.0	XXX	XXX	XXX	95.9	4.1
<b>13. Total Bonds Prior Year</b>												
13.01 Issuer Obligations	2,264,747	6,620,557	11,141,555	636,234	487,821	XXX	XXX	XXX	21,150,915	92.3	20,446,122	704,793
13.02 Residential Mortgage-Backed Securities	212,901	636,936	476,305	357,658	80,256	XXX	XXX	XXX	1,764,056	7.7	1,764,056	0
13.03 Commercial Mortgage-Backed Securities	0	0	0	0	0	XXX	0	0.0	XXX	XXX	0	0
13.04 Other Loan-Backed and Structured Securities	0	0	0	0	0	XXX	0	0.0	XXX	XXX	0	0
13.05 SVO Identified Funds	XXX	XXX	XXX	XXX	XXX	0	0	0.0	XXX	XXX	0	0
13.06 Affiliated Bank Loans	0	0	0	0	0	XXX	0	0.0	XXX	XXX	0	0
13.07 Unaffiliated Bank Loans	0	0	0	0	0	XXX	0	0.0	XXX	XXX	0	0
13.08 Unaffiliated Certificates of Deposit	0	0	0	0	0	XXX	0	0.0	XXX	XXX	0	0
13.09 Totals	2,477,648	7,257,493	11,617,861	993,893	568,077	0	XXX	XXX	22,914,971	100.0	22,210,179	704,793
13.10 Line 13.09 as a % of Col. 9	10.8	31.7	50.7	4.3	2.5	0.0	XXX	XXX	100.0	XXX	96.9	3.1
<b>14. Total Publicly Traded Bonds</b>												
14.01 Issuer Obligations	1,381,852	10,224,429	11,113,462	1,375,579	0	XXX	24,095,321	84.6	20,446,122	89.2	24,095,321	XXX
14.02 Residential Mortgage-Backed Securities	253,332	979,514	854,130	904,127	234,176	XXX	3,225,280	11.3	1,764,056	7.7	3,225,280	XXX
14.03 Commercial Mortgage-Backed Securities	0	0	0	0	0	XXX	0	0.0	0	0.0	0	XXX
14.04 Other Loan-Backed and Structured Securities	0	0	0	0	0	XXX	0	0.0	0	0.0	0	XXX
14.05 SVO Identified Funds	XXX	XXX	XXX	XXX	XXX	0	0	0.0	0	0.0	0	XXX
14.06 Affiliated Bank Loans	0	0	0	0	0	XXX	0	0.0	0	0.0	0	XXX
14.07 Unaffiliated Bank Loans	0	0	0	0	0	XXX	0	0.0	0	0.0	0	XXX
14.08 Unaffiliated Certificates of Deposit	0	0	0	0	0	XXX	0	0.0	0	0.0	0	XXX
14.09 Totals	1,635,184	11,203,943	11,967,592	2,279,706	234,176	0	27,320,601	95.9	22,210,179	96.9	27,320,601	XXX
14.10 Line 14.09 as a % of Col. 7	6.0	41.0	43.8	8.3	0.9	0.0	100.0	XXX	XXX	XXX	100.0	XXX
14.11 Line 14.09 as a % of Line 12.09, Col. 7, Section 12	5.7	39.3	42.0	8.0	0.8	0.0	95.9	XXX	XXX	XXX	95.9	XXX
<b>15. Total Privately Placed Bonds</b>												
15.01 Issuer Obligations	0	964,376	0	0	0	XXX	964,376	3.4	704,793	3.1	XXX	964,376
15.02 Residential Mortgage-Backed Securities	0	0	0	0	0	XXX	0	0.0	0	0.0	XXX	0
15.03 Commercial Mortgage-Backed Securities	0	0	0	0	0	XXX	0	0.0	0	0.0	XXX	0
15.04 Other Loan-Backed and Structured Securities	49,152	159,745	0	0	0	XXX	208,898	0.7	0	0.0	XXX	208,898
15.05 SVO Identified Funds	XXX	XXX	XXX	XXX	XXX	0	0	0.0	0	0.0	XXX	0
15.06 Affiliated Bank Loans	0	0	0	0	0	XXX	0	0.0	0	0.0	XXX	0
15.07 Unaffiliated Bank Loans	0	0	0	0	0	XXX	0	0.0	0	0.0	XXX	0
15.08 Unaffiliated Certificates of Deposit	0	0	0	0	0	XXX	0	0.0	0	0.0	XXX	0
15.09 Totals	49,152	1,124,121	0	0	0	0	1,173,274	4.1	704,793	3.1	XXX	1,173,274
15.10 Line 15.09 as a % of Col. 7	4.2	95.8	0.0	0.0	0.0	0.0	100.0	XXX	XXX	XXX	XXX	100.0
15.11 Line 15.09 as a % of Line 12.09, Col. 7, Section 12	0.2	3.9	0.0	0.0	0.0	0.0	4.1	XXX	XXX	XXX	XXX	4.1



ANNUAL STATEMENT FOR THE YEAR 2023 OF THE ALLMERICA FINANCIAL ALLIANCE INSURANCE COMPANY

**SCHEDULE DA - VERIFICATION BETWEEN YEARS**

Short-Term Investments

	1	2	3	4	5
	Total	Bonds	Mortgage Loans	Other Short-term Investment Assets (a)	Investments in Parent, Subsidiaries and Affiliates
1. Book/adjusted carrying value, December 31 of prior year .....	0	0	0	0	0
2. Cost of short-term investments acquired .....	492,185	492,185	0	0	0
3. Accrual of discount .....	790	790	0	0	0
4. Unrealized valuation increase/(decrease) .....	0	0	0	0	0
5. Total gain (loss) on disposals .....	0	0	0	0	0
6. Deduct consideration received on disposals .....	0	0	0	0	0
7. Deduct amortization of premium .....	0	0	0	0	0
8. Total foreign exchange change in book/adjusted carrying value .....	0	0	0	0	0
9. Deduct current year's other than temporary impairment recognized .....	0	0	0	0	0
10. Book/adjusted carrying value at end of current period (Lines 1+2+3+4+5-6-7+8-9) .....	492,975	492,975	0	0	0
11. Deduct total nonadmitted amounts .....	0	0	0	0	0
12. Statement value at end of current period (Line 10 minus Line 11)	492,975	492,975	0	0	0

(a) Indicate the category of such assets, for example, joint ventures, transportation equipment:

Schedule DB - Part A - Verification - Options, Caps, Floors, Collars, Swaps and Forwards

**N O N E**

Schedule DB - Part B - Verification - Futures Contracts

**N O N E**

Schedule DB - Part C - Section 1 - Replication (Synthetic Asset) Transactions (RSATs) Open

**N O N E**

Schedule DB-Part C-Section 2-Reconciliation of Replication (Synthetic Asset) Transactions Open

**N O N E**

Schedule DB - Verification - Book/Adjusted Carrying Value, Fair Value and Potential Exposure of  
Derivatives

**N O N E**

**SCHEDULE E - PART 2 - VERIFICATION BETWEEN YEARS**

(Cash Equivalents)

	1	2	3	4
	Total	Bonds	Money Market Mutual funds	Other (a)
1. Book/adjusted carrying value, December 31 of prior year .....	0	0	0	0
2. Cost of cash equivalents acquired .....	606,011	598,407	7,604	0
3. Accrual of discount .....	688	688	0	0
4. Unrealized valuation increase/(decrease) .....	0	0	0	0
5. Total gain (loss) on disposals .....	0	0	0	0
6. Deduct consideration received on disposals .....	407,604	400,000	7,604	0
7. Deduct amortization of premium .....	0	0	0	0
8. Total foreign exchange change in book/adjusted carrying value .....	0	0	0	0
9. Deduct current year's other than temporary impairment recognized .....	0	0	0	0
10. Book/adjusted carrying value at end of current period (Lines 1+2+3+4+5-6-7+8-9) .....	199,095	199,095	0	0
11. Deduct total nonadmitted amounts .....	0	0	0	0
12. Statement value at end of current period (Line 10 minus Line 11)	199,095	199,095	0	0

(a) Indicate the category of such investments, for example, joint ventures, transportation equipment:

Schedule A - Part 1 - Real Estate Owned

**NONE**

Schedule A - Part 2 - Real Estate Acquired and Additions Made

**NONE**

Schedule A - Part 3 - Real Estate Disposed

**NONE**

Schedule B - Part 1 - Mortgage Loans Owned

**NONE**

Schedule B - Part 2 - Mortgage Loans Acquired and Additions Made

**NONE**

Schedule B - Part 3 - Mortgage Loans Disposed, Transferred or Repaid

**NONE**

Schedule BA - Part 1 - Other Long-Term Invested Assets Owned

**NONE**

Schedule BA - Part 2 - Other Long-Term Invested Assets Acquired and Additions Made

**NONE**

Schedule BA - Part 3 - Other Long-Term Invested Assets Disposed, Transferred or Repaid

**NONE**

ANNUAL STATEMENT FOR THE YEAR 2023 OF THE ALLMERICA FINANCIAL ALLIANCE INSURANCE COMPANY

**SCHEDULE D - PART 1**

Showing All Long-Term BONDS Owned December 31 of Current Year

1	2	Codes			6	7	Fair Value		10	11	Change in Book/Adjusted Carrying Value				Interest					Dates	
		3	4	5			8	9			12	13	14	15	16	17	18	19	20	21	22
CUSIP Identification	Description	Code	Rating	Bond Char	NAIC Designation, NAIC Designation Modifier and SVO Administrative Symbol	Actual Cost	Rate Used to Obtain Fair Value	Fair Value	Par Value	Book/ Adjusted Carrying Value	Unrealized Valuation Increase/ (Decrease)	Current Year's (Amortization)/ Accretion	Current Year's Other-Than-Temporary Impairment Recognized	Total Foreign Exchange Change in Book/ Adjusted Carrying Value	Rate of	Effective Rate of	When Paid	Admitted Amount Due and Accrued	Amount Received During Year	Acquired	Stated Contractual Maturity Date
912810-FG-8	UNITED STATES TREASURY				1.A	206,563	106.2969	212,594	200,000	206,433	0	(129)	0	0	5.250	4.538	FA	3,966	0	11/15/2023	02/15/2029
912828-2R-0	UNITED STATES TREASURY	SD			1.A	246,514	94.3125	235,781	250,000	248,618	0	361	0	0	2.250	2.410	FA	2,125	5,625	10/24/2017	08/15/2027
912828-5N-6	UNITED STATES TREASURY				1.A	146,068	97.4141	146,121	150,000	147,603	0	1,187	0	0	2.875	3.749	MN	377	4,313	09/13/2022	11/30/2025
912828-6X-3	UNITED STATES TREASURY				1.A	1,592,200	95.4727	1,623,035	1,700,000	1,625,095	0	28,962	0	0	2.125	4.061	MN	3,158	36,125	11/18/2022	05/31/2026
912828-J2-7	UNITED STATES TREASURY				1.A	49,334	97.0586	48,529	50,000	49,892	0	94	0	0	2.000	2.197	FA	378	1,000	10/02/2017	02/15/2025
912828-J2-7	UNITED STATES TREASURY	SD			1.A	148,002	97.0586	145,588	150,000	149,676	0	283	0	0	2.000	2.196	FA	1,133	3,000	10/02/2017	02/15/2025
912828-P4-6	UNITED STATES TREASURY	SD			1.A	193,946	94.7617	189,523	200,000	198,606	0	637	0	0	1.625	1.962	FA	1,228	3,250	03/14/2016	02/15/2026
912828-U2-4	UNITED STATES TREASURY	SD			1.A	339,583	94.5391	330,887	350,000	346,756	0	1,080	0	0	2.000	2.336	MN	904	7,000	11/21/2016	11/15/2026
912828-V9-8	UNITED STATES TREASURY	SD			1.A	154,306	94.9297	151,888	160,000	156,119	0	1,152	0	0	2.250	3.071	FA	1,360	3,544	06/08/2022	02/15/2027
912828-V9-8	UNITED STATES TREASURY				1.A	38,577	94.9297	37,972	40,000	39,029	0	308	0	0	2.250	3.071	FA	340	956	06/08/2022	02/15/2027
912828-W4-8	UNITED STATES TREASURY	SD			1.A	248,604	99.4870	248,718	250,000	249,965	0	213	0	0	2.125	2.212	FA	1,795	5,316	03/29/2017	02/29/2024
912828-YB-0	UNITED STATES TREASURY	SD			1.A	392,516	88.9727	355,891	400,000	355,495	0	754	0	0	1.625	1.837	FA	2,455	6,500	12/12/2019	08/15/2029
912828-Z0-6	UNITED STATES TREASURY	SD			1.A	29,600	81.7188	24,516	30,000	29,741	0	40	0	0	0.625	0.764	MN	24	188	06/03/2020	05/15/2030
912828-Z0-6	UNITED STATES TREASURY	SD			1.A	218,335	81.7188	179,781	220,000	218,922	0	165	0	0	0.625	0.704	MN	178	1,375	06/03/2020	05/15/2030
91282C-AE-1	UNITED STATES TREASURY	SD			1.A	441,492	81.1133	365,010	450,000	444,168	0	797	0	0	0.625	0.827	FA	1,062	2,531	10/29/2020	08/15/2030
91282C-AE-1	UNITED STATES TREASURY				1.A	49,055	81.1133	40,557	50,000	49,352	0	151	0	0	0.625	0.827	FA	118	594	10/29/2020	08/15/2030
91282C-AV-3	UNITED STATES TREASURY				1.A	836,926	82.1523	698,295	850,000	840,711	0	1,294	0	0	0.875	1.040	MN	960	7,438	01/21/2021	11/15/2030
91282C-BL-4	UNITED STATES TREASURY				1.A	397,500	83.4727	333,891	400,000	398,189	0	242	0	0	1.125	1.191	FA	1,700	4,500	02/12/2021	02/15/2031
91282C-CB-5	UNITED STATES TREASURY	SD			1.A	300,813	85.7773	257,332	300,000	300,622	0	(80)	0	0	1.625	1.595	MN	629	4,875	06/28/2021	05/15/2031
91282C-CS-8	UNITED STATES TREASURY				1.A	148,693	82.7461	124,119	150,000	148,985	0	136	0	0	1.250	1.344	FA	708	2,344	08/25/2021	08/15/2031
91282C-CS-8	UNITED STATES TREASURY	SD			1.A	148,693	82.7461	124,119	150,000	148,986	0	116	0	0	1.250	1.344	FA	708	1,406	08/25/2021	08/15/2031
91282C-DY-4	UNITED STATES TREASURY	SD			1.A	148,523	85.9727	128,959	150,000	148,774	0	137	0	0	1.875	1.984	FA	1,062	2,695	03/10/2022	02/15/2032
91282C-DY-4	UNITED STATES TREASURY				1.A	49,508	85.9727	42,986	50,000	49,591	0	49	0	0	1.875	1.984	FA	354	1,055	03/10/2022	02/15/2032
91282C-EF-4	UNITED STATES TREASURY				1.A	200,523	95.5742	191,148	200,000	200,347	0	(101)	0	0	2.500	2.444	MS	1,270	5,000	03/30/2022	03/31/2027
91282C-EM-9	UNITED STATES TREASURY				1.A	95,137	95.1211	95,121	100,000	95,144	0	7	0	0	2.875	3.892	AO	490	0	12/28/2023	04/30/2029
91282C-EY-3	UNITED STATES TREASURY				1.A	200,273	97.8164	195,633	200,000	200,147	0	(92)	0	0	3.000	2.951	JJ	2,772	6,000	08/02/2022	07/15/2025
91282C-FE-6	UNITED STATES TREASURY				1.A	297,738	98.0078	294,023	300,000	298,739	0	745	0	0	3.125	3.394	FA	3,541	9,375	08/24/2022	08/15/2025
91282C-GC-9	UNITED STATES TREASURY				1.A	198,727	99.8359	199,672	200,000	198,943	0	217	0	0	3.875	4.019	JD	3,896	3,875	02/14/2023	12/31/2027
91282C-GM-7	UNITED STATES TREASURY				1.A	149,766	96.9727	145,459	150,000	149,785	0	19	0	0	3.500	3.519	FA	1,983	2,625	04/14/2023	02/15/2033
91282C-GP-0	UNITED STATES TREASURY				1.A	385,027	100.3281	391,280	390,000	385,782	0	755	0	0	4.000	4.287	FA	5,271	7,800	03/02/2023	02/29/2028
91282C-GS-4	UNITED STATES TREASURY				1.A	150,586	98.4492	147,674	150,000	150,535	0	(51)	0	0	3.625	3.561	MS	1,382	2,719	04/14/2023	03/31/2030
0019999999	Subtotal - Bonds - U.S. Governments - Issuer Obligations					8,203,127	XXX	7,706,101	8,390,000	8,270,750	0	39,446	0	0	XXX	XXX	XXX	47,329	143,019	XXX	XXX
36179V-HF-0	G2 IA6530 - RMBS			4	1.A	23,606	85.9280	20,265	23,584	23,749	0	17	0	0	2.500	2.408	MON	49	590	03/12/2020	03/20/2050
36179V-VX-5	G2 IA6930 - RMBS			4	1.A	684,014	84.6750	557,164	658,002	686,287	0	1,142	0	0	2.000	1.488	MON	1,097	13,160	09/29/2020	10/20/2050
36179V-Z0-6	G2 IA7051 - RMBS			4	1.A	287,063	84.6744	233,020	275,195	287,806	0	451	0	0	2.000	1.455	MON	459	5,504	12/17/2020	12/20/2050
36179W-BY-3	G2 IA7255 - RMBS			4	1.A	206,068	87.4511	173,872	198,822	206,934	0	(33)	0	0	2.500	1.981	MON	414	4,971	03/09/2021	03/20/2051
36179X-H2-5	G2 IA8349 - RMBS			4	1.A	672,279	100.7523	684,427	679,316	672,270	0	(9)	0	0	5.500	5.689	MON	3,114	3,114	11/28/2023	10/20/2052
38384A-GU-1	GNR 2023-065 HL - CMO/RMBS			4	1.A	149,086	100.4933	150,740	150,000	149,102	0	16	0	0	5.000	5.087	MON	625	4,375	05/11/2023	01/20/2053
0029999999	Subtotal - Bonds - U.S. Governments - Residential Mortgage-Backed Securities					2,022,115	XXX	1,819,487	1,984,918	2,026,148	0	1,950	0	0	XXX	XXX	XXX	5,757	31,713	XXX	XXX
0109999999	Total - U.S. Government Bonds					10,225,242	XXX	9,525,587	10,374,918	10,296,898	0	41,397	0	0	XXX	XXX	XXX	53,086	174,731	XXX	XXX
0309999999	Total - All Other Government Bonds					0	XXX	0	0	0	0	0	0	0	XXX	XXX	XXX	0	0	XXX	XXX
13063D-30-9	CALIFORNIA ST			1	1.C FE	211,294	107.9150	215,830	200,000	210,184	0	(1,110)	0	0	6.000	5.029	MS	4,000	5,533	03/09/2023	03/01/2030
373384-2X-3	GEORGIA ST	SD		2	1.A FE	254,508	100.0840	245,206	245,000	246,263	0	(1,121)	0	0	4.250	3.760	FA	4,339	10,413	07/21/2015	02/01/2030
373384-2X-3	GEORGIA ST			2	1.A FE	223,344	100.0840	215,181	215,000	216,107	0	(983)	0	0	4.250	3.761	FA	3,807	9,198	07/21/2015	02/01/2030

E10

ANNUAL STATEMENT FOR THE YEAR 2023 OF THE ALLMERICA FINANCIAL ALLIANCE INSURANCE COMPANY

**SCHEDULE D - PART 1**

Showing All Long-Term BONDS Owned December 31 of Current Year

1	2	Codes			6	7	Fair Value		10	11	Change in Book/Adjusted Carrying Value				Interest				Dates		
		3	4	5			8	9			12	13	14	15	16	17	18	19	20	21	22
CUSIP Identification	Description	C o d e	F o r e i g n	B o n d C h a r	NAIC Designation, NAIC Designation Modifier and SVO Administrative Symbol	Actual Cost	Rate Used to Obtain Fair Value	Fair Value	Par Value	Book/ Adjusted Carrying Value	Unrealized Valuation Increase/ (Decrease)	Current Year's (Amortization)/ Accretion	Current Year's Other-Than-Temporary Impairment Recognized	Total Foreign Exchange Change in Book/ Adjusted Carrying Value	Rate of	Effective Rate of	When Paid	Admitted Amount Due and Accrued	Amount Received During Year	Acquired	Stated Contractual Maturity Date
373384-SC-6	GEORGIA ST			1,2	1.A FE	257,750	89.8440	224,610	250,000	252,670	0	(1,237)	0	0	2.800	2.272	FA	2,917	7,000	09/23/2019	02/01/2032
373384-ZS-8	GEORGIA ST			2	1.A FE	334,828	93.5480	308,708	330,000	330,000	0	0	0	0	3.250	3.250	JJ	5,363	10,725	05/31/2019	07/01/2031
373385-OB-7	GEORGIA ST			1,2	1.A FE	318,312	89.1900	267,570	300,000	307,970	0	(2,461)	0	0	3.300	2.401	FA	4,125	9,900	08/14/2019	02/01/2037
373385-FX-6	GEORGIA ST			1,2	1.A FE	319,128	78.8370	256,220	325,000	320,249	0	468	0	0	1.350	1.523	FA	1,828	4,781	06/22/2021	08/01/2032
373385-FX-6	GEORGIA ST	SD		1,2	1.A FE	630,231	78.8370	492,731	625,000	628,543	0	(496)	0	0	1.350	1.260	FA	3,516	8,044	08/19/2020	08/01/2032
419792-J7-2	HAWAII ST			1	1.C FE	200,000	102.8210	205,642	200,000	200,000	0	0	0	0	4.925	4.926	AO	2,463	9,002	10/20/2022	10/01/2028
419792-MS-2	HAWAII ST			1	1.C FE	100,000	102.3710	102,371	100,000	100,000	0	0	0	0	4.806	4.807	AO	160	0	12/07/2023	10/01/2030
605581-MH-7	MISSISSIPPI ST			1	1.C FE	100,000	91.4550	91,455	100,000	100,000	0	0	0	0	2.215	2.214	AO	554	2,215	09/27/2019	10/01/2028
649791-PY-0	NEW YORK ST			1,2	1.B FE	200,108	87.7240	175,448	200,000	200,061	0	(11)	0	0	2.900	2.894	FA	2,191	5,800	10/29/2019	02/15/2033
68608K-NE-4	OREGON			1	1.B FE	15,519	100.4870	15,073	15,000	15,028	0	(47)	0	0	5.742	5.409	FA	359	861	02/04/2009	08/01/2024
68609T-7H-5	OREGON			1	1.B FE	100,000	96.9980	96,998	100,000	100,000	0	0	0	0	3.492	3.492	MN	582	3,492	05/11/2022	05/01/2028
68609T-NH-7	OREGON			1	1.B FE	10,000	89.4660	8,947	10,000	10,000	0	0	0	0	2.246	2.246	MN	37	146	10/09/2019	11/01/2029
68609T-NH-7	OREGON	SD		1	1.B FE	140,000	89.4660	125,252	140,000	140,000	0	0	0	0	2.246	2.246	MN	524	3,223	10/09/2019	11/01/2029
762223-PZ-2	RHODE ISLAND ST			1	1.C FE	150,000	102.6320	153,948	150,000	150,000	0	0	0	0	5.199	5.197	JD	1,278	0	10/25/2023	12/01/2026
76222R-YC-0	RHODE ISLAND ST			1	1.C FE	15,266	99.2820	14,892	15,000	15,019	0	(55)	0	0	3.000	2.620	MN	75	450	04/17/2021	05/01/2024
76222R-YD-8	RHODE ISLAND ST			1	1.C FE	25,483	97.7670	24,442	25,000	25,114	0	(83)	0	0	3.000	2.650	MN	125	750	04/17/2019	05/01/2025
882723-PZ-6	TEXAS ST			2	1.A FE	160,799	99.0840	148,626	150,000	151,609	0	(2,103)	0	0	3.908	2.452	AO	1,466	5,862	06/07/2019	10/01/2031
882724-DA-2	TEXAS ST			2	1.A FE	201,828	95.7660	191,532	200,000	200,844	0	(220)	0	0	3.160	3.035	FA	2,633	6,320	08/01/2028	
917542-QV-7	UTAH ST			1	1.A FE	75,215	98.7860	69,020	69,868	70,558	0	(444)	0	0	3.539	2.862	JJ	1,236	2,473	09/22/2011	07/01/2025
97705M-SC-0	WISCONSIN ST			1,2	1.B FE	50,000	81.0260	40,513	50,000	50,000	0	0	0	0	1.736	1.736	MN	145	868	06/25/2020	05/01/2032
97705M-SC-0	WISCONSIN ST	SD		1,2	1.B FE	150,000	81.0260	121,539	150,000	150,000	0	0	0	0	1.736	1.736	MN	434	2,604	06/25/2020	05/01/2032
97705M-VN-2	WISCONSIN ST			1	1.B FE	200,000	86.6670	173,334	200,000	200,000	0	0	0	0	1.402	1.402	MN	467	2,804	09/02/2021	05/01/2029
041999999	Subtotal - Bonds - U.S. States, Territories and Possessions - Issuer Obligations					4,443,612	XXX	3,985,089	4,364,868	4,390,219	0	(9,902)	0	0	XXX	XXX	XXX	44,623	112,403	XXX	XXX
050999999	Total - U.S. States, Territories and Possessions Bonds					4,443,612	XXX	3,985,089	4,364,868	4,390,219	0	(9,902)	0	0	XXX	XXX	XXX	44,623	112,403	XXX	XXX
033162-JF-6	ANCHORAGE ALASKA			1	1.C FE	89,157	89.1880	89,188	100,000	90,481	0	1,324	0	0	1.896	4.163	MS	632	948	04/06/2023	09/01/2028
146441-CT-5	CARTERSVILLE GA			2	1.B FE	147,806	75.6860	151,372	200,000	149,231	0	1,425	0	0	2.000	4.350	AO	1,000	2,000	05/31/2023	10/01/2038
212204-JP-7	CONTRA COSTA CALIF CNTY COLLEGE DIST			1,2	1.B FE	25,000	84.4820	21,121	25,000	25,000	0	0	0	0	2.563	2.563	FA	267	641	08/29/2019	08/01/2033
346604-LP-4	FORSYTH CNTY GA SCH DIST			1	1.A FE	200,000	90.7660	181,532	200,000	200,000	0	0	0	0	1.713	1.713	FA	1,428	3,426	11/17/2021	02/01/2028
64966M-EF-2	NEW YORK N Y			1	1.C FE	100,130	98.2230	98,223	100,000	100,010	0	(17)	0	0	2.110	2.092	FA	879	2,110	08/03/2016	08/01/2024
758449-SC-7	REEDY CREEK IMPT DIST FLA			1	1.D FE	100,205	84.8940	84,894	100,000	100,140	0	(17)	0	0	2.297	2.276	JD	191	2,297	02/12/2020	06/01/2031
848644-6M-7	SPOKANE CNTY WASH			1	1.B FE	205,004	103.1550	206,310	200,000	204,662	0	(342)	0	0	5.003	4.648	JD	834	11,146	03/27/2023	12/01/2031
95736V-FA-5	WESTCHESTER CNTY N Y			1	1.B FE	206,020	103.3280	206,656	200,000	205,178	0	(813)	0	0	5.000	4.412	JD	444	10,000	12/15/2022	12/15/2028
061999999	Subtotal - Bonds - U.S. Political Subdivisions - Issuer Obligations					1,073,322	XXX	1,039,296	1,125,000	1,074,702	0	1,560	0	0	XXX	XXX	XXX	5,675	32,567	XXX	XXX
070999999	Total - U.S. Political Subdivisions Bonds					1,073,322	XXX	1,039,296	1,125,000	1,074,702	0	1,560	0	0	XXX	XXX	XXX	5,675	32,567	XXX	XXX
040654-YA-7	ARIZONA ST TRANS BRD HIWY REV	SD		1	1.B FE	100,000	89.3810	89,381	100,000	100,000	0	0	0	0	2.462	2.462	JJ	1,231	2,462	01/10/2020	07/01/2030
047870-SN-1	ATLANTA GA WTR & WASTEWR REV	SD		2	1.D FE	100,912	80.3680	80,368	100,000	100,645	0	(87)	0	0	2.257	2.155	MN	376	2,257	10/30/2020	11/01/2035
052414-TE-9	AUSTIN TEX ELEC UTIL SYS REV	SD		1,2	1.D FE	100,000	89.2590	89,259	100,000	100,000	0	0	0	0	2.785	2.785	MN	356	2,785	07/31/2019	11/15/2031
072024-WIS-7	BAY AREA TOLL AUTH CALIF TOLL BRDG REV	SD		1	1.C FE	150,000	91.4320	137,148	150,000	150,000	0	0	0	0	2.574	2.574	AO	965	4,193	09/20/2019	04/01/2031
130770-QJ-4	CALIFORNIA ST UNIV REV			1	1.D FE	200,706	84.1840	168,368	200,000	200,535	0	(73)	0	0	1.794	1.752	MN	598	3,588	08/25/2021	11/01/2030
164243-VX-2	CHEROKEE CNTY GA WTR & SEW AUTH REV			1	1.B FE	245,000	92.6540	227,002	245,000	245,000	0	0	0	0	1.900	1.900	FA	1,940	4,655	05/27/2020	08/01/2027
199144-WY-8	COLUMBUS GA WTR & SEW REV			1	1.C FE	200,000	92.9130	185,826	200,000	200,000	0	0	0	0	2.544	2.544	MN	848	5,088	11/20/2019	05/01/2028
235036-AR-8	DALLAS FORT WORTH TEX INTL ARPT REV			1,2	1.E FE	245,330	88.2270	220,568	250,000	246,229	0	494	0	0	2.554	2.798	MN	1,064	6,385	03/01/2022	11/01/2030
261172-QE-3	DOWNTOWN SAVANNAH AUTH GA REV			2	1.B FE	40,064	95.8840	38,354	40,000	40,032	0	(7)	0	0	3.600	3.581	FA	600	1,742	09/14/2018	08/01/2029
261172-QE-3	DOWNTOWN SAVANNAH AUTH GA REV	SD		2	1.B FE	676,087	95.8840	647,217	675,000	675,552	0	(101)	0	0	3.600	3.580	FA	10,125	23,998	09/14/2018	08/01/2029

E10.1

ANNUAL STATEMENT FOR THE YEAR 2023 OF THE ALLMERICA FINANCIAL ALLIANCE INSURANCE COMPANY

**SCHEDULE D - PART 1**

Showing All Long-Term BONDS Owned December 31 of Current Year

1	2	Codes			6 NAIC Designation, NAIC Designation Modifier and SVO Administrative Symbol	7 Actual Cost	Fair Value		10 Par Value	11 Book/ Adjusted Carrying Value	Change in Book/Adjusted Carrying Value				Interest					Dates		
		3 Code	4 Design	5 Bond Char			8 Rate Used to Obtain Fair Value	9 Fair Value			12 Unrealized Valuation Increase/ (Decrease)	13 Current Year's (Amortization)/ Accretion	14 Current Year's Other-Than-Temporary Impairment Recognized	15 Total Foreign Exchange Change in Book/ Adjusted Carrying Value	16 Rate of	17 Effective Rate of	18 When Paid	19 Admitted Amount Due and Accrued	20 Amount Received During Year	21 Acquired	22 Stated Contractual Maturity Date	
346609-LK-4	FORSYTH CNTY GA WTR & SEW AUTH REV				1.A FE	233,663	94.9280	237,320	250,000	234,281		618			0.012	5.003	AO	1,258			11/28/2023	04/01/2026
346609-LP-3	FORSYTH CNTY GA WTR & SEW AUTH REV				1.A FE	250,000	89.5530	223,883	250,000	250,000					2.374	2.374	AO	1,484	5,935		02/18/2022	04/01/2030
360066-PN-8	FULTON CNTY GA WTR & SEW REV		2		1.C FE	328,867	88.0000	352,000	400,000	329,538		672			3.000	4.489	JJ	6,000	2,250		11/28/2023	01/01/2041
403720-HA-6	GIWINNETT CNTY GA DEV AUTH REV		2	.SD.	1.A FE	486,355	88.0130	440,065	500,000	488,195		374			4.140	4.319	MS	6,900	20,700		11/07/2018	09/01/2043
403757-AP-2	GIWINNETT CNTY GA URBAN REDEV AGY REV		2	.SD.	1.A FE	150,899	94.2580	141,387	150,000	150,032		(187)			3.900	3.770	MS	1,950	5,850		12/18/2018	09/01/2032
403757-AP-2	GIWINNETT CNTY GA URBAN REDEV AGY REV		2		1.A FE	50,300	94.2580	47,129	50,000	50,010		(62)			3.900	3.772	MS	650	1,950		12/18/2018	09/01/2032
451174-AD-8	IDAHO ENERGY RES AUTH TRANSMISSION FACS		1		1.C FE	100,000	93.8010	93,801	100,000	100,000					2.952	2.952	MS	984	2,952		09/12/2017	09/01/2028
47770V-AY-6	JOBSCHIO BEVERAGE SYS OHIO STATEWIDE LIQ		1		1.D FE	158,322	98.6250	147,938	150,000	154,607		(834)			3.985	3.313	JJ	2,989	5,978		04/03/2019	01/01/2029
574287-DZ-7	MARYLAND ST STAD AUTH SPORTS FACS LEASE		1		1.B FE	50,000	94.5980	47,299	50,000	50,000					3.181	3.181	MS	530	1,591		05/08/2019	03/01/2029
591745-7S-7	METROPOLITAN ATLANTA RAPID TRANSIT AUTHO				1.A FE	238,541	91.2300	250,883	275,000	246,648		7,259			1.646	4.886	JJ	2,263	4,527		11/18/2022	07/01/2027
591745-7T-5	METROPOLITAN ATLANTA RAPID TRANSIT AUTHO				1.A FE	150,000	89.5000	134,250	150,000	150,000					1.746	1.746	JJ	1,310	2,619		12/10/2021	07/01/2028
594698-TB-8	MICHIGAN ST STRATEGIC FD LTD OBLIG REV		1		1.C FE	200,000	90.3420	180,684	200,000	200,000					2.770	2.770	AO	1,170	5,540		03/03/2022	10/15/2029
68607V-AP-7	OREGON ST DEPT ADMINISTRATIVE SVCS LOTTE		1		1.A FE	200,000	98.9230	197,846	200,000	200,000					4.171	4.172	AO	2,086	3,290		04/26/2023	04/01/2030
68607V-Z9-9	OREGON ST DEPT ADMINISTRATIVE SVCS LOTTE		1		1.C FE	25,000	96.3310	24,083	25,000	25,000					2.715	2.715	AO	170	629		03/28/2019	04/01/2026
79771F-FJ-1	SAN FRANCISCO CALIF CITY & CNTY PUB UTIL		2		1.D FE	661,393	87.7390	684,364	780,000	673,638		3,560			2.803	3.644	MN	3,644	10,932		11/18/2022	11/01/2031
82707B-DU-0	SILICON VY CLEAN WTR CALIF WASTE/WR REV		1,2		1.C FE	165,000	81.7910	134,955	165,000	165,000					2.082	2.082	FA	1,431	3,435		03/03/2021	08/01/2032
86932U-CG-8	SUSTAINABLE ENERGY UTIL INC DEL ENERGY E				1.B FE	100,000	91.5850	91,585	100,000	100,000					2.294	2.294	MS	675	2,294		04/30/2020	09/15/2028
0819999999	Subtotal - Bonds - U.S. Special Revenues - Issuer Obligations					5,606,437	XXX	5,312,961	5,855,000	5,624,944	0	11,627	0	0	XXX	XXX	XXX	53,595	137,674		XXX	XXX
31281J-WIV-8	FH 608659 - RMBS		4		1.A	75,996	93.4540	71,456	76,462	75,691		(18)			3.500	3.652	MON	223	2,676		05/02/2018	08/01/2045
31335A-BE-7	FH 660037 - RMBS		4		1.A	101,512	92.0355	96,100	104,416	101,278		36			3.000	3.508	MON	261	3,132		08/08/2018	10/01/2043
3136AA-XU-4	FNR 2012-133 EB - CMO/RMBS		4		1.A	252,813	94.0734	235,184	250,856	250,856		(288)			3.000	2.866	MON	625	7,500		09/01/2017	12/25/2032
3140XM-AY-2	FN F55422 - RMBS		4		1.A	138,898	97.4344	141,990	145,729	138,907		9			4.500	5.182	MON	546			12/08/2023	08/01/2053
31418E-RJ-1	FN MA4988 - RMBS		4		1.A	632,408	100.5127	652,484	649,155	632,400		(8)			5.000	5.463	MON	2,705	2,705		11/28/2023	04/01/2043
0829999999	Subtotal - Bonds - U.S. Special Revenues - Residential Mortgage-Backed Securities					1,201,626	XXX	1,197,213	1,225,762	1,199,132	0	(270)	0	0	XXX	XXX	XXX	4,360	16,013		XXX	XXX
0909999999	Total - U.S. Special Revenues Bonds					6,808,063	XXX	6,510,174	7,080,762	6,824,076	0	11,356	0	0	XXX	XXX	XXX	57,956	153,688		XXX	XXX
025816-DH-9	AMERICAN EXPRESS CO		2,5		1.F FE	100,000	102.0757	102,076	100,000	100,000					5.282	5.285	JJ	2,245			07/25/2023	07/27/2029
032654-BA-2	ANALOG DEVICES INC		1,2		1.G FE	218,628	97.0391	225,131	232,000	218,956		329			3.450	5.252	JD	356	4,002		11/28/2023	06/15/2027
035240-AQ-3	ANHEUSER-BUSCH INBEV WORLDWIDE INC		1,2		1.G FE	97,823	101.5541	101,554	100,000	97,923		100			4.750	5.222	JJ	2,085			09/22/2023	01/23/2029
040555-CS-1	ARIZONA PUBLIC SERVICE CO		1,2		1.G FE	96,372	97.2738	97,274	100,000	96,597					3.150	5.769	MN	403			11/28/2023	05/15/2025
060516-LA-5	BANK OF AMERICA CORP		1,2,5		1.G FE	245,861	99.2284	248,071	250,000	246,094		235			4.827	5.510	JJ	5,330			11/28/2023	07/22/2026
072863-AB-9	BAYLOR SCOTT & WHITE HOLDINGS		1,2		1.D FE	95,269	96.6226	96,623	100,000	95,485		216			3.095	5.674	MN	395			11/28/2023	11/15/2025
13645R-AY-0	CANADIAN PACIFIC RAILWAY CO		1,2		2.B FE	102,249	97.5900	97,590	100,000	101,088					4.000	3.717	JD	333	4,000		08/21/2018	06/01/2028
141781-BY-9	CARGILL INC		1,2		1.F FE	498,783	100.4353	502,176	500,000	499,250		412			4.875	4.965	AO	5,484	24,307		11/18/2022	10/10/2025
172967-NX-5	CITIGROUP INC		1,2,5		1.G FE	249,008	100.7285	251,821	250,000	249,061		54			5.610	5.767	MS	3,584			11/28/2023	09/29/2026
20030N-DZ-1	COMCAST CORP		1		1.G FE	199,968	101.0578	202,116	200,000	199,971		3			5.250	5.257	MN	1,575			11/28/2023	11/07/2026
24422E-XD-6	JOHN DEERE CAPITAL CORP				1.F FE	401,657	101.8011	407,205	400,000	401,614		(43)			5.150	4.985	MS	6,466			11/28/2023	09/08/2026
254687-FN-1	WALT DISNEY CO		1		1.G FE	194,843	98.1279	196,256	200,000	195,201		358			3.350	5.393	MS	1,805			11/28/2023	03/24/2025
278265-AE-3	MORGAN STANLEY		1,2		1.G FE	102,131	95.8333	95,833	100,000	100,747					3.500	3.239	AO	826	3,500		06/07/2017	04/06/2027
29364G-AJ-2	ENTERGY CORP		1,2		2.B FE	95,448	94.9463	94,946	100,000	98,569		503			2.950	3.517	MS	983	2,950		02/28/2017	09/01/2026
29717P-AQ-0	ESSEX PORTFOLIO LP		1,2		2.A FE	99,286	96.5047	96,505	100,000	99,788		88			3.375	3.472	AO	713	3,375		10/27/2017	04/15/2026
31428X-BF-2	FEDEX CORP		1,2		2.B FE	99,796	96.6276	96,628	100,000	99,950					3.250	3.273	AO	813	3,250		03/21/2016	04/01/2026
391390-AA-3	GREAT-WEST LIFE CO FINANCE 2018 LP		1,2		1.F FE	44,853	97.1979	43,739	45,000	44,929		14			4.047	4.086	MN	223	1,821		05/15/2018	05/17/2028
391390-AA-3	GREAT-WEST LIFE CO FINANCE 2018 LP		.SD.		1.F FE	54,821	97.1979	53,459	55,000	54,914		18			4.047	4.086	MN	272	2,226		05/15/2018	05/17/2028
423012-AF-0	HEINEKEN NV		1,2		2.A FE	99,352	96.8878	96,888	100,000	99,725		62			3.500	3.573	JJ	1,478	3,500		03/20/2017	01/29/2028

E10.2

ANNUAL STATEMENT FOR THE YEAR 2023 OF THE ALLMERICA FINANCIAL ALLIANCE INSURANCE COMPANY

**SCHEDULE D - PART 1**

Showing All Long-Term BONDS Owned December 31 of Current Year

1	2	Codes			6	7	Fair Value		10	11	Change in Book/Adjusted Carrying Value				Interest					Dates	
		3	4	5			8	9			12	13	14	15	16	17	18	19	20	21	22
CUSIP Identification	Description	C o d e	F o r e i g n	B o n d C h a r	NAIC Designation, NAIC Designation Modifier and SVO Administrative Symbol	Actual Cost	Rate Used to Obtain Fair Value	Fair Value	Par Value	Book/ Adjusted Carrying Value	Unrealized Valuation Increase/ (Decrease)	Current Year's (Amortization)/ Accretion	Current Year's Other Than-Temporary Impairment Recognized	Total Foreign Exchange Change in Book/ Adjusted Carrying Value	Rate of	Effective Rate of	When Paid	Admitted Amount Due and Accrued	Amount Received During Year	Acquired	Stated Contractual Maturity Date
46625H-KC-3	JPMORGAN CHASE & CO	2			1.F FE	149,481	97.8973	146,846	150,000	149,937	0	58	0	0	3.125	3.166	JJ	2,057	4,688	03/27/2015	01/23/2025
494368-BU-6	KIMBERLY-CLARK CORP	1			1.F FE	96,238	96.6375	98,570	102,000	100,196	0	804	0	0	2.750	3.624	FA	1,060	2,805	09/07/2018	02/15/2026
501044-DJ-7	KROGER CO	1,2			2.A FE	50,056	96.7472	48,374	50,000	50,023	0	(6)	0	0	3.700	3.686	FA	771	1,850	08/25/2017	08/01/2027
501044-DJ-7	KROGER CO	SD			2.A FE	50,056	96.7472	48,374	50,000	50,023	0	(6)	0	0	3.700	3.686	FA	771	1,850	08/25/2017	08/01/2027
606822-BD-5	MITSUBISHI UFJ FINANCIAL GROUP INC	C			1.G FE	50,000	99.5868	49,793	50,000	50,000	0	0	0	0	3.407	3.406	MS	539	1,704	02/26/2019	03/07/2024
641062-BA-1	NESTLE HOLDINGS INC	1			1.D FE	265,317	99.1498	267,704	270,000	265,557	0	240	0	0	4.000	5.022	MS	3,270	0	11/28/2023	09/12/2025
68233J-AZ-7	ONCOR ELECTRIC DELIVERY COMPANY LLC	1,2			1.F FE	99,738	97.5029	97,503	100,000	99,962	0	30	0	0	2.950	2.981	AO	738	2,950	10/22/2015	04/01/2025
716973-AD-4	PFIZER INVESTMENT ENTERPRISES PTE LTD	C			1.F FE	98,522	100.7039	100,704	100,000	98,607	0	85	0	0	4.650	4.907	MN	543	2,325	07/27/2023	05/19/2030
808513-BW-4	CHARLES SCHWAB CORP	1,2			1.F FE	101,598	95.1411	95,141	100,000	100,567	0	(177)	0	0	3.300	3.101	AO	825	3,300	08/21/2017	04/01/2027
85440K-AB-0	LELAND STANFORD JUNIOR UNIVERSITY	SD			1.A FE	100,671	93.5656	93,566	100,000	100,374	0	(67)	0	0	3.089	3.009	MN	515	3,089	03/22/2019	05/01/2029
89566E-AG-3	TRI-STATE GENERATION AND TRANSMISSION AS	1,2			1.G FE	59,548	98.0649	58,839	60,000	59,936	0	74	0	0	3.700	3.831	MN	370	2,220	04/30/2018	11/01/2024
904764-BB-2	UNILEVER CAPITAL CORP	SD			1.E FE	98,308	98.3068	98,307	100,000	99,671	0	259	0	0	3.375	3.653	MS	928	3,375	04/25/2018	03/22/2025
92826C-AD-4	VISA INC	1,2			1.D FE	288,894	97.5669	292,701	300,000	289,385	0	492	0	0	3.150	5.078	JD	446	4,725	11/28/2023	12/14/2025
94106L-AZ-2	WASTE MANAGEMENT INC	SD			2.A FE	197,426	99.1640	198,328	200,000	199,824	0	462	0	0	3.500	3.741	MN	894	7,000	05/17/2018	05/15/2024
98389B-AR-1	XCEL ENERGY INC	1,2			2.A FE	192,646	97.5433	195,087	200,000	193,087	0	441	0	0	3.300	5.883	JD	550	3,300	11/28/2023	06/01/2025
1019999999	Subtotal - Bonds - Industrial and Miscellaneous (Unaffiliated) - Issuer Obligations					4,994,647	XXX	4,995,725	5,064,000	5,007,013	0	4,812	0	0	XXX	XXX	XXX	49,645	98,111	XXX	XXX
85208N-AE-0	SPRINTS 1A2 - ABS			1	1.F FE	208,968	99.5526	211,549	212,500	208,898	0	(70)	0	0	5.152	6.078	MJSD	335	2,737	11/28/2023	09/20/2029
1049999999	Subtotal - Bonds - Industrial and Miscellaneous (Unaffiliated) - Other Loan-Backed and Structured Securities					208,968	XXX	211,549	212,500	208,898	0	(70)	0	0	XXX	XXX	XXX	335	2,737	XXX	XXX
1109999999	Total - Industrial and Miscellaneous (Unaffiliated) Bonds					5,203,615	XXX	5,207,274	5,276,500	5,215,911	0	4,742	0	0	XXX	XXX	XXX	49,980	100,848	XXX	XXX
1309999999	Total - Hybrid Securities					0	XXX	0	0	0	0	0	0	0	XXX	XXX	XXX	0	0	XXX	XXX
1509999999	Total - Parent, Subsidiaries and Affiliates Bonds					0	XXX	0	0	0	0	0	0	0	XXX	XXX	XXX	0	0	XXX	XXX
1909999999	Subtotal - Bonds - Unaffiliated Bank Loans					0	XXX	0	0	0	0	0	0	0	XXX	XXX	XXX	0	0	XXX	XXX
2419999999	Total - Issuer Obligations					24,321,145	XXX	23,039,171	24,798,868	24,367,628	0	47,543	0	0	XXX	XXX	XXX	200,867	523,775	XXX	XXX
2429999999	Total - Residential Mortgage-Backed Securities					3,223,741	XXX	3,016,700	3,210,680	3,225,280	0	1,680	0	0	XXX	XXX	XXX	10,118	47,726	XXX	XXX
2439999999	Total - Commercial Mortgage-Backed Securities					0	XXX	0	0	0	0	0	0	0	XXX	XXX	XXX	0	0	XXX	XXX
2449999999	Total - Other Loan-Backed and Structured Securities					208,968	XXX	211,549	212,500	208,898	0	(70)	0	0	XXX	XXX	XXX	335	2,737	XXX	XXX
2459999999	Total - SVO Identified Funds					0	XXX	0	0	0	0	0	0	0	XXX	XXX	XXX	0	0	XXX	XXX
2469999999	Total - Affiliated Bank Loans					0	XXX	0	0	0	0	0	0	0	XXX	XXX	XXX	0	0	XXX	XXX
2479999999	Total - Unaffiliated Bank Loans					0	XXX	0	0	0	0	0	0	0	XXX	XXX	XXX	0	0	XXX	XXX
2489999999	Total - Unaffiliated Certificates of Deposit					0	XXX	0	0	0	0	0	0	0	XXX	XXX	XXX	0	0	XXX	XXX
2509999999	Total Bonds					27,753,854	XXX	26,267,420	28,222,048	27,801,806	0	49,153	0	0	XXX	XXX	XXX	211,320	574,238	XXX	XXX

1. Line Book/Adjusted Carrying Value by NAIC Designation Category Footnote:  
 Number  
 1A 1A ..\$ .....16,290,383 1B ..\$ ..... 2,659,745 1C ..\$ ..... 2,160,347 1D ..\$ .....1,979,994 1E ..\$ .....345,900 1F ..\$ .....1,858,873 1G ..\$ .....1,514,487  
 1B 2A ..\$ ..... 692,471 2B ..\$ ..... 299,607 2C ..\$ .....0  
 1C 3A ..\$ .....0 3B ..\$ .....0 3C ..\$ .....0  
 1D 4A ..\$ .....0 4B ..\$ .....0 4C ..\$ .....0  
 1E 5A ..\$ .....0 5B ..\$ .....0 5C ..\$ .....0  
 1F 6 ..\$ .....0

E10.3



Schedule D - Part 2 - Section 1 - Preferred Stocks Owned

**N O N E**

Schedule D - Part 2 - Section 2 - Common Stocks Owned

**N O N E**

ANNUAL STATEMENT FOR THE YEAR 2023 OF THE ALLMERICA FINANCIAL ALLIANCE INSURANCE COMPANY

**SCHEDULE D - PART 3**

Showing All Long-Term Bonds and Stocks ACQUIRED During Current Year

1	2	3	4	5	6	7	8	9
CUSIP Identification	Description	Foreign	Date Acquired	Name of Vendor	Number of Shares of Stock	Actual Cost	Par Value	Paid for Accrued Interest and Dividends
36179X-H2-5	G2 IA8349 - RMBS		11/28/2023	INL		677,288	684,357	2,823
38384A-GU-1	GNR 2023-065 HL - CMO/RMBS		05/11/2023	PPS		149,086	150,000	604
912810-FG-8	UNITED STATES TREASURY		11/15/2023	MORGAN STANLEY CO		206,563	200,000	2,682
91282C-EM-9	UNITED STATES TREASURY		12/28/2023	Citigroup		95,137	100,000	466
91282C-GC-9	UNITED STATES TREASURY		02/14/2023	WELLS FARGO SECURITIES LLC		198,727	200,000	1,006
91282C-GM-7	UNITED STATES TREASURY		04/14/2023	B.A. Securities Inc.		149,766	150,000	899
91282C-GP-0	UNITED STATES TREASURY		03/02/2023	Various		493,896	500,000	163
91282C-GS-4	UNITED STATES TREASURY		04/14/2023	JP Morgan Securities LLC		150,586	150,000	267
<b>0109999999. Subtotal - Bonds - U.S. Governments</b>						<b>2,121,028</b>	<b>2,134,357</b>	<b>8,911</b>
13063D-30-9	CALIFORNIA ST		03/09/2023	WELLS FARGO SECURITIES LLC		211,294	200,000	0
419792-M5-2	HAWAII ST		12/07/2023	MORGAN STANLEY CO		100,000	100,000	0
762223-PZ-2	RHODE ISLAND ST		10/25/2023	B.A. Securities Inc.		150,000	150,000	0
<b>0509999999. Subtotal - Bonds - U.S. States, Territories and Possessions</b>						<b>461,294</b>	<b>450,000</b>	<b>0</b>
033162-JF-6	ANCHORAGE ALASKA		04/06/2023	UBS		89,157	100,000	211
146441-CT-5	CARTERSVILLE GA		05/31/2023	MORGAN STANLEY CO		147,806	200,000	678
848644-6M-7	SPOKANE CNTY WASH		03/27/2023	PIPER JAFFRAY		205,004	200,000	4,419
<b>0709999999. Subtotal - Bonds - U.S. Political Subdivisions of States, Territories and Possessions</b>						<b>441,967</b>	<b>500,000</b>	<b>5,308</b>
3140XM-AY-2	FN F55422 - RMBS		12/08/2023	MORGAN STANLEY CO		138,898	145,729	219
31418E-RJ-1	FN MA4988 - RMBS		11/28/2023	INL		637,162	654,034	2,453
346609-LK-4	FORSYTH CNTY GA WTR & SEW AUTH REV		11/28/2023	PIPER JAFFRAY		233,663	250,000	796
360066-PN-8	FULTON CNTY GA WTR & SEW REV		11/28/2023	B.A. Securities Inc.		328,867	400,000	4,950
68607V-4P-7	OREGON ST DEPT ADMINISTRATIVE SVCS LOTTE		04/26/2023	Citigroup		200,000	200,000	0
79771F-FJ-1	SAN FRANCISCO CALIF CITY & CNTY PUB UTIL		09/07/2023	MORGAN STANLEY CO		670,079	780,000	7,652
<b>0909999999. Subtotal - Bonds - U.S. Special Revenues</b>						<b>2,208,667</b>	<b>2,429,764</b>	<b>16,070</b>
025816-DH-9	AMERICAN EXPRESS CO		07/25/2023	BARCLAYS CAPITAL INC		100,000	100,000	0
032654-BA-2	ANALOG DEVICES INC		11/28/2023	JP Morgan Securities LLC		218,628	232,000	3,624
035240-AQ-3	ANHEUSER-BUSCH INBEV WORLDWIDE INC		09/22/2023	MITSUBISHI UFJ SECURITIES		97,823	100,000	831
040555-CS-1	ARIZONA PUBLIC SERVICE CO		11/28/2023	Various		96,372	100,000	114
06051G-LA-5	BANK OF AMERICA CORP		11/28/2023	B.A. Securities Inc.		245,861	250,000	4,224
072863-AB-9	BAYLOR SCOTT & WHITE HOLDINGS		11/28/2023	Various		95,269	100,000	112
172967-NX-5	CITIGROUP INC		11/28/2023	SALOMON BROTHERS INC		249,008	250,000	2,299
20030N-DZ-1	COMCAST CORP		11/28/2023	TORONTO DOMINION SECS USA INC		199,968	200,000	613
24422E-XD-6	JOHN DEERE CAPITAL CORP		11/28/2023	MITSUBISHI UFJ SECURITIES		401,657	400,000	4,578
254687-FN-1	WALT DISNEY CO		11/28/2023	SALOMON BROTHERS INC		194,843	200,000	1,191
641062-BA-1	NESTLE HOLDINGS INC		11/28/2023	GOLDMAN		265,317	270,000	2,280
716973-AD-4	PFIZER INVESTMENT ENTERPRISES PTE LTD		07/27/2023	GOLDMAN		98,522	100,000	930
85208N-AE-0	SPRINTS 1A2 - ABS		11/28/2023	Various		221,260	225,000	2,190
92826C-AD-4	VISA INC		11/28/2023	Various		288,894	300,000	4,305
98389B-AR-1	XCEL ENERGY INC		11/28/2023	Various		192,646	200,000	3,245
<b>1109999999. Subtotal - Bonds - Industrial and Miscellaneous (Unaffiliated)</b>						<b>2,966,068</b>	<b>3,027,000</b>	<b>30,534</b>
<b>2509999997. Total - Bonds - Part 3</b>						<b>8,199,024</b>	<b>8,541,121</b>	<b>60,823</b>
<b>2509999998. Total - Bonds - Part 5</b>						<b>50,227</b>	<b>50,227</b>	<b>0</b>
<b>2509999999. Total - Bonds</b>						<b>8,249,251</b>	<b>8,591,347</b>	<b>60,823</b>
<b>4509999997. Total - Preferred Stocks - Part 3</b>						<b>0</b>	<b>XXX</b>	<b>0</b>
<b>4509999998. Total - Preferred Stocks - Part 5</b>						<b>0</b>	<b>XXX</b>	<b>0</b>
<b>4509999999. Total - Preferred Stocks</b>						<b>0</b>	<b>XXX</b>	<b>0</b>
<b>5989999997. Total - Common Stocks - Part 3</b>						<b>0</b>	<b>XXX</b>	<b>0</b>
<b>5989999998. Total - Common Stocks - Part 5</b>						<b>0</b>	<b>XXX</b>	<b>0</b>
<b>5989999999. Total - Common Stocks</b>						<b>0</b>	<b>XXX</b>	<b>0</b>
<b>5999999999. Total - Preferred and Common Stocks</b>						<b>0</b>	<b>XXX</b>	<b>0</b>
<b>6009999999 - Totals</b>						<b>8,249,251</b>	<b>XXX</b>	<b>60,823</b>

ANNUAL STATEMENT FOR THE YEAR 2023 OF THE ALLMERICA FINANCIAL ALLIANCE INSURANCE COMPANY

**SCHEDULE D - PART 4**

Showing All Long-Term Bonds and Stocks SOLD, REDEEMED or Otherwise DISPOSED OF During Current Year

1	2	3	4	5	6	7	8	9	10	Change In Book/Adjusted Carrying Value					16	17	18	19	20	21		
										11	12	13	14	15								
CUSIP Identification	Description	Foreign	Disposal Date	Name of Purchaser	Number of Shares of Stock	Consideration	Par Value	Actual Cost	Prior Year Book/Adjusted Carrying Value	Unrealized Valuation Increase/(Decrease)	Current Year's (Amortization)/Accretion	Current Year's Other-Than-Temporary Impairment Recognized	Total Change in Book/Adjusted Carrying Value (11+12-13)	Total Foreign Exchange Change in Book/Adjusted Carrying Value	Book/Adjusted Carrying Value at Disposal Date	Foreign Exchange Gain (Loss) on Disposal	Realized Gain (Loss) on Disposal	Total Gain (Loss) on Disposal	Bond Interest/Stock Dividends Received During Year	Stated Contractual Maturity Date		
36179V-HF-0	G2 MA6530 - RMBS		12/01/2023	Paydown		1,813	1,813	1,815	1,825	0	(11)	0	(11)	0	1,813	0	0	0	28	03/20/2050		
36179V-VX-5	G2 MA6930 - RMBS		12/01/2023	Paydown		62,599	62,599	65,073	65,181	0	(2,582)	0	(2,582)	0	62,599	0	0	0	675	10/20/2050		
36179V-Z0-6	G2 MA7051 - RMBS		12/01/2023	Paydown		25,552	25,552	26,653	26,681	0	(1,129)	0	(1,129)	0	25,552	0	0	0	272	12/20/2050		
36179W-BY-3	G2 MA7255 - RMBS		12/01/2023	Paydown		19,675	19,675	20,392	20,445	0	(770)	0	(770)	0	19,675	0	0	0	264	03/20/2051		
36179X-H2-5	G2 MA8349 - RMBS		12/01/2023	Paydown		5,041	5,041	4,989	0	0	52	0	52	0	5,041	0	0	0	23	10/20/2052		
912828-3U-2	UNITED STATES TREASURY		01/31/2023	Maturity @ 100.00		300,000	300,000	299,426	299,990	0	10	0	10	0	300,000	0	0	0	3,563	01/31/2023		
912828-P7-9	UNITED STATES TREASURY		02/28/2023	Maturity @ 100.00		500,000	500,000	491,213	499,786	0	214	0	214	0	500,000	0	0	0	3,750	02/28/2023		
912828-S3-5	UNITED STATES TREASURY		06/30/2023	Maturity @ 100.00		125,000	125,000	125,582	0	0	(43)	0	(43)	0	125,000	0	0	0	1,719	06/30/2023		
912828-T9-1	UNITED STATES TREASURY		10/31/2023	Maturity @ 100.00		350,000	350,000	338,544	349,703	0	1,456	0	1,456	0	350,000	0	0	0	5,688	10/31/2023		
91282C-6P-0	UNITED STATES TREASURY		06/15/2023	Various		110,586	110,000	108,870	0	0	54	0	54	0	108,924	0	1,662	1,662	1,166	02/29/2028		
0109999999. Subtotal - Bonds - U.S. Governments						1,500,265	1,499,679	1,482,557	1,263,610	0	(2,749)	0	(2,749)	0	1,498,604	0	1,662	1,662	17,147	XXX		
68608K-NE-4	OREGON		08/01/2023	Call @ 100.00		20,000	20,000	20,692	20,100	0	(36)	0	(36)	0	20,064	0	(64)	(64)	1,148	08/01/2024		
917542-QV-7	UTAH ST		07/01/2023	Paydown		40,242	40,242	43,321	40,894	0	(653)	0	(653)	0	40,242	0	0	0	1,424	07/01/2025		
0509999999. Subtotal - Bonds - U.S. States, Territories and Possessions						60,242	60,242	64,013	60,994	0	(689)	0	(689)	0	60,306	0	(64)	(64)	2,573	XXX		
051249-HB-9	AUGUSTA GA WTR & SEW REV		10/01/2023	Maturity @ 100.00		300,000	300,000	300,000	300,000	0	0	0	0	0	300,000	0	0	0	11,400	10/01/2023		
3128MJ-IV-8	FH G08659 - RMBS		12/01/2023	Paydown		8,155	8,155	8,105	8,075	0	80	0	80	0	8,155	0	0	0	155	08/01/2045		
31335A-BE-7	FH G60037 - RMBS		12/01/2023	Paydown		11,265	11,265	10,952	10,923	0	342	0	342	0	11,265	0	0	0	176	10/01/2043		
31418E-RJ-1	FN MA4988 - RMBS		12/01/2023	Paydown		4,879	4,879	4,753	0	0	126	0	126	0	4,879	0	0	0	20	04/01/2043		
68607V-Z6-5	OREGON ST DEPT ADMINISTRATIVE SVCS LOTTE		04/01/2023	Maturity @ 100.00		75,000	75,000	75,000	75,000	0	0	0	0	0	75,000	0	0	0	921	04/01/2023		
79765R-4W-6	SAN FRANCISCO CALIF CITY & CNTY PUB UTIL		09/07/2023	Various		670,079	780,000	661,393	662,695	0	7,384	0	7,384	0	670,079	0	0	0	18,584	11/01/2031		
79771F-FA-0	SAN FRANCISCO CALIF CITY & CNTY PUB UTIL		12/19/2023	ROBERT W. BAIRD		17,600	20,000	16,959	17,182	0	302	0	302	0	17,295	0	306	306	638	11/01/2031		
0909999999. Subtotal - Bonds - U.S. Special Revenues						1,086,978	1,199,299	1,077,163	1,073,874	0	8,235	0	8,235	0	1,086,673	0	306	306	31,895	XXX		
00841#-AA-7	ADVANTAGE CAPITAL 2015 STATE TAX CREDIT		05/15/2023	Paydown		6,544	6,544	4,966	6,480	0	64	0	64	0	6,544	0	0	0	0	05/15/2023		
12189L-AM-3	BURLINGTON NORTHERN SANTA FE LLC		03/15/2023	Maturity @ 100.00		100,000	100,000	100,000	100,000	0	0	0	0	0	100,000	0	0	0	1,500	03/15/2023		
172967-GL-9	CITIGROUP INC		03/01/2023	Maturity @ 100.00		200,000	200,000	199,526	199,991	0	9	0	9	0	200,000	0	0	0	3,375	03/01/2023		
24703T-AA-4	DELL INTERNATIONAL LLC		04/17/2023	Call @ 100.00		52,000	52,000	52,611	52,030	0	(31)	0	(31)	0	52,000	0	0	0	960	06/15/2023		
369550-BD-9	GENERAL DYNAMICS CORP		05/15/2023	Maturity @ 100.00		100,000	100,000	99,616	99,970	0	30	0	30	0	100,000	0	0	0	1,688	05/15/2023		
85208N-AE-0	SPRINTS 1A2 - ABS		12/20/2023	Paydown		12,500	12,500	12,292	0	0	208	0	208	0	12,500	0	0	0	161	09/20/2029		
91324P-CC-4	UNITEDHEALTH GROUP INC		03/15/2023	Maturity @ 100.00		100,000	100,000	98,491	99,935	0	65	0	65	0	100,000	0	0	0	1,438	03/15/2023		
931427-AQ-1	WALGREENS BOOTS ALLIANCE INC		09/13/2023	JP Morgan Securities LLC		140,672	150,000	149,622	149,858	0	28	0	28	0	149,886	0	(9,214)	(9,214)	4,083	06/01/2026		
1109999999. Subtotal - Bonds - Industrial and Miscellaneous (Unaffiliated)						711,716	721,044	717,124	708,265	0	373	0	373	0	720,930	0	(9,214)	(9,214)	13,204	XXX		
2509999997. Total - Bonds - Part 4						3,359,201	3,480,264	3,340,856	3,106,742	0	5,170	0	5,170	0	3,366,512	0	(7,311)	(7,311)	64,818	XXX		
2509999998. Total - Bonds - Part 5						50,227	50,227	50,227	0	0	0	0	0	0	50,227	0	0	0	0	0	XXX	
2509999999. Total - Bonds						3,409,427	3,530,491	3,391,083	3,106,742	0	5,170	0	5,170	0	3,416,739	0	(7,311)	(7,311)	64,818	XXX		
4509999997. Total - Preferred Stocks - Part 4						0	XXX	0	0	0	0	0	0	0	0	0	0	0	0	0	0	XXX
4509999998. Total - Preferred Stocks - Part 5						0	XXX	0	0	0	0	0	0	0	0	0	0	0	0	0	0	XXX
4509999999. Total - Preferred Stocks						0	XXX	0	0	0	0	0	0	0	0	0	0	0	0	0	0	XXX
5989999997. Total - Common Stocks - Part 4						0	XXX	0	0	0	0	0	0	0	0	0	0	0	0	0	0	XXX
5989999998. Total - Common Stocks - Part 5						0	XXX	0	0	0	0	0	0	0	0	0	0	0	0	0	0	XXX
5989999999. Total - Common Stocks						0	XXX	0	0	0	0	0	0	0	0	0	0	0	0	0	0	XXX
5999999999. Total - Preferred and Common Stocks						0	XXX	0	0	0	0	0	0	0	0	0	0	0	0	0	0	XXX
6009999999 - Totals						3,409,427	XXX	3,391,083	3,106,742	0	5,170	0	5,170	0	3,416,739	0	(7,311)	(7,311)	64,818	XXX		

ANNUAL STATEMENT FOR THE YEAR 2023 OF THE ALLMERICA FINANCIAL ALLIANCE INSURANCE COMPANY

**SCHEDULE D - PART 5**

Showing All Long-Term Bonds and Stocks ACQUIRED During Year and Fully DISPOSED OF During Current Year

1 CUSIP Identi- fication	2 Description	3 For- eign	4 Date Acquired	5 Name of Vendor	6 Disposal Date	7 Name of Purchaser	8 Par Value (Bonds) or Number of Shares (Stock)	9 Actual Cost	10 Consid- eration	11 Book/ Adjusted Carrying Value at Disposal	Change in Book/Adjusted Carrying Value					17 Foreign Exchange Gain (Loss) on Disposal	18 Realized Gain (Loss) on Disposal	19 Total Gain (Loss) on Disposal	20 Interest and Dividends Received During Year	21 Paid for Accrued Interest and Dividends
											12 Unrealized Valuation Increase/ (Decrease)	13 Current Year's (Amort- ization)/ Accretion	14 Current Year's Other- Than- Temporary Impairment Recognized	15 Total Change in Book/ Adjusted Carrying Valu (12 + 13 - 14)	16 Total Foreign Exchange Change in Book/ Adjusted Carrying Value					
00841#-AA-7	ADVANTAGE CAPITAL 2015 STATE TAX CREDIT		03/31/2023	Various	05/15/2023	Paydown	50,227	50,227	50,227	50,227	0	0	0	0	0	0	0	0	0	0
1109999999. Subtotal - Bonds - Industrial and Miscellaneous (Unaffiliated)							50,227	50,227	50,227	50,227	0	0	0	0	0	0	0	0	0	0
2509999998. Total - Bonds							50,227	50,227	50,227	50,227	0	0	0	0	0	0	0	0	0	0
4509999998. Total - Preferred Stocks							0	0	0	0	0	0	0	0	0	0	0	0	0	0
5989999998. Total - Common Stocks							0	0	0	0	0	0	0	0	0	0	0	0	0	0
5999999999. Total - Preferred and Common Stocks							0	0	0	0	0	0	0	0	0	0	0	0	0	0
6009999999 - Totals							50,227	50,227	50,227	50,227	0	0	0	0	0	0	0	0	0	0

ANNUAL STATEMENT FOR THE YEAR 2023 OF THE ALLMERICA FINANCIAL ALLIANCE INSURANCE COMPANY

**SCHEDULE D - PART 6 - SECTION 1**

Valuation of Shares of Subsidiary, Controlled or Affiliated Companies

1 CUSIP Identification	2 Description, Name of Subsidiary, Controlled or Affiliated Company	3 Foreign	4 NAIC Company Code	5 ID Number	6 NAIC Valuation Method	7 Book/Adjusted Carrying Value	8 Total Amount of Goodwill Included in Book/Adjusted Carrying Value	9 Nonadmitted Amount	Stock of Such Company Owned by Insurer on Statement Date	
									10 Number of Shares	11 % of Outstanding
<b>NONE</b>										
1999999 - Totals									XXX	XXX

1. Total amount of goodwill nonadmitted \$ .....

**SCHEDULE D - PART 6 - SECTION 2**

1 CUSIP Identification	2 Name of Lower-Tier Company	3 Name of Company Listed in Section 1 Which Controls Lower-Tier Company	4 Total Amount of Goodwill Included in Amount Shown in Column 8, Section 1	Stock in Lower-Tier Company Owned Indirectly by Insurer on Statement Date	
				5 Number of Shares	6 % of Outstanding
<b>NONE</b>					
0399999 - Total				XXX	XXX

ANNUAL STATEMENT FOR THE YEAR 2023 OF THE ALLMERICA FINANCIAL ALLIANCE INSURANCE COMPANY

**SCHEDULE DA - PART 1**

Showing All SHORT-TERM INVESTMENTS Owned December 31 of Current Year

1	Codes		4	5	6	7	Change in Book/Adjusted Carrying Value				12	13	Interest					20	
	2	3					8	9	10	11			14	15	16	17	18		19
Description	Code	For- eign	Date Acquired	Name of Vendor	Maturity Date	Book/ Adjusted Carrying Value	Unrealized Valuation Increase/ (Decrease)	Current Year's (Amor- tization)/ Accretion	Current Year's Other- Than- Temporary Impairment Recognized	Total Foreign Exchange Change in Book/ Adjusted Carrying Value	Par Value	Actual Cost	Amount Due and Accrued Dec. 31 of Current Year on Bond Not in Default	Non- Admitted Due and Accrued	Rate of	Effective Rate of	When Paid	Amount Received During Year	Paid for Accrued Interest
0109999999. Total - U.S. Government Bonds						0	0	0	0	0	0	0	0	0	XXX	XXX	XXX	0	0
0309999999. Total - All Other Government Bonds						0	0	0	0	0	0	0	0	0	XXX	XXX	XXX	0	0
0509999999. Total - U.S. States, Territories and Possessions Bonds						0	0	0	0	0	0	0	0	0	XXX	XXX	XXX	0	0
0709999999. Total - U.S. Political Subdivisions Bonds						0	0	0	0	0	0	0	0	0	XXX	XXX	XXX	0	0
0909999999. Total - U.S. Special Revenues Bonds						0	0	0	0	0	0	0	0	0	XXX	XXX	XXX	0	0
TRUIST FINANCIAL CORP			11/28/2023	Various	10/26/2024	97,471	0	284	0	0	100,000	97,187	515	0	2.850	6.066	AO	0	0
CAPITAL ONE FINANCIAL CORP			11/28/2023	Various	10/30/2024	146,476	0	390	0	0	150,000	146,086	839	0	3.300	6.252	AO	0	0
UNITEDHEALTH GROUP INC			11/28/2023	JP Morgan Securities LLC	10/15/2024	249,028	0	116	0	0	250,000	248,912	2,639	0	5.000	5.506	AO	0	0
1019999999. Subtotal - Bonds - Industrial and Miscellaneous (Unaffiliated) - Issuer Obligations						492,975	0	790	0	0	500,000	492,185	3,992	0	XXX	XXX	XXX	0	0
1109999999. Total - Industrial and Miscellaneous (Unaffiliated) Bonds						492,975	0	790	0	0	500,000	492,185	3,992	0	XXX	XXX	XXX	0	0
1309999999. Total - Hybrid Securities						0	0	0	0	0	0	0	0	0	XXX	XXX	XXX	0	0
1509999999. Total - Parent, Subsidiaries and Affiliates Bonds						0	0	0	0	0	0	0	0	0	XXX	XXX	XXX	0	0
1909999999. Subtotal - Unaffiliated Bank Loans						0	0	0	0	0	0	0	0	0	XXX	XXX	XXX	0	0
2419999999. Total - Issuer Obligations						492,975	0	790	0	0	500,000	492,185	3,992	0	XXX	XXX	XXX	0	0
2429999999. Total - Residential Mortgage-Backed Securities						0	0	0	0	0	0	0	0	0	XXX	XXX	XXX	0	0
2439999999. Total - Commercial Mortgage-Backed Securities						0	0	0	0	0	0	0	0	0	XXX	XXX	XXX	0	0
2449999999. Total - Other Loan-Backed and Structured Securities						0	0	0	0	0	0	0	0	0	XXX	XXX	XXX	0	0
2459999999. Total - SVO Identified Funds						0	0	0	0	0	0	0	0	0	XXX	XXX	XXX	0	0
2469999999. Total - Affiliated Bank Loans						0	0	0	0	0	0	0	0	0	XXX	XXX	XXX	0	0
2479999999. Total - Unaffiliated Bank Loans						0	0	0	0	0	0	0	0	0	XXX	XXX	XXX	0	0
2509999999. Total Bonds						492,975	0	790	0	0	500,000	492,185	3,992	0	XXX	XXX	XXX	0	0
7109999999. Total - Parent, Subsidiaries and Affiliates						0	0	0	0	0	XXX	0	0	0	XXX	XXX	XXX	0	0
7709999999 - Totals						492,975	0	790	0	0	XXX	492,185	3,992	0	XXX	XXX	XXX	0	0

1. Line Book/Adjusted Carrying Value by NAIC Designation Category Footnote:  
 Number  
 1A 1A ..\$ .....0 1B ..\$ .....0 1C ..\$ .....0 1D ..\$ .....0 1E ..\$ .....0 1F ..\$ .....249,028 1G ..\$ .....97,471  
 1B 2A ..\$ .....146,476 2B ..\$ .....0 2C ..\$ .....0  
 1C 3A ..\$ .....0 3B ..\$ .....0 3C ..\$ .....0  
 1D 4A ..\$ .....0 4B ..\$ .....0 4C ..\$ .....0  
 1E 5A ..\$ .....0 5B ..\$ .....0 5C ..\$ .....0  
 1F 6 .....\$ .....0

E17

Schedule DB - Part A - Section 1 - Options, Caps, Floors, Collars, Swaps and Forwards Open

**N O N E**

Schedule DB - Part A - Section 2 - Options, Caps, Floors, Collars, Swaps and Forwards Terminated

**N O N E**

Schedule DB - Part B - Section 1 - Futures Contracts Open

**N O N E**

Schedule DB - Part B - Section 1B - Brokers with whom cash deposits have been made

**N O N E**

Schedule DB - Part B - Section 2 - Futures Contracts Terminated

**N O N E**

Schedule DB - Part D - Section 1 - Counterparty Exposure for Derivative Instruments Open

**N O N E**

Schedule DB - Part D-Section 2 - Collateral for Derivative Instruments Open - Pledged By

**N O N E**

Schedule DB - Part D-Section 2 - Collateral for Derivative Instruments Open - Pledged To

**N O N E**

Schedule DB - Part E - Derivatives Hedging Variable Annuity Guarantees as of December 31 of  
Current Year

**N O N E**

Schedule DL - Part 1 - Reinvested Collateral Assets Owned

**N O N E**

Schedule DL - Part 2 - Reinvested Collateral Assets Owned

**N O N E**







ANNUAL STATEMENT FOR THE YEAR 2023 OF THE ALLMERICA FINANCIAL ALLIANCE INSURANCE COMPANY

**SCHEDULE E - PART 3 - SPECIAL DEPOSITS**

States, Etc.	1 Type of Deposit	2 Purpose of Deposit	Deposits For the Benefit of All Policyholders		All Other Special Deposits		
			3 Book/Adjusted Carrying Value	4 Fair Value	5 Book/Adjusted Carrying Value	6 Fair Value	
			1. Alabama	AL		0	0
2. Alaska	AK		0	0	0	0	
3. Arizona	AZ		0	0	0	0	
4. Arkansas	AR	B... PROPERTY & CASUALTY RESERVE	0	0	237,858	236,951	
5. California	CA		0	0	0	0	
6. Colorado	CO		0	0	0	0	
7. Connecticut	CT		0	0	0	0	
8. Delaware	DE	B... WORKER'S COMPENSATION	0	0	148,986	124,119	
9. District of Columbia	DC		0	0	0	0	
10. Florida	FL		0	0	0	0	
11. Georgia	GA	B... PROPERTY & CASUALTY RESERVE	0	0	82,939	80,691	
12. Hawaii	HI		0	0	0	0	
13. Idaho	ID	B... WORKER'S COMPENSATION	0	0	249,662	245,075	
14. Illinois	IL		0	0	0	0	
15. Indiana	IN		0	0	0	0	
16. Iowa	IA		0	0	0	0	
17. Kansas	KS		0	0	0	0	
18. Kentucky	KY		0	0	0	0	
19. Louisiana	LA		0	0	0	0	
20. Maine	ME		0	0	0	0	
21. Maryland	MD		0	0	0	0	
22. Massachusetts	MA	B... PROPERTY & CASUALTY RESERVE	0	0	150,000	137,148	
23. Michigan	MI		0	0	0	0	
24. Minnesota	MN		0	0	0	0	
25. Mississippi	MS		0	0	0	0	
26. Missouri	MO		0	0	0	0	
27. Montana	MT		0	0	0	0	
28. Nebraska	NE		0	0	0	0	
29. Nevada	NV	B... MULTIPLE	0	0	342,514	290,997	
30. New Hampshire	NH	B... MULTIPLE	3,583,853	3,266,156	0	0	
31. New Jersey	NJ		0	0	0	0	
32. New Mexico	NM	B... MULTIPLE	0	0	791,117	683,534	
33. New York	NY		0	0	0	0	
34. North Carolina	NC	B... PROPERTY & CASUALTY RESERVE	0	0	347,242	311,254	
35. North Dakota	ND		0	0	0	0	
36. Ohio	OH		0	0	0	0	
37. Oklahoma	OK		0	0	0	0	
38. Oregon	OR	B... PROPERTY & CASUALTY RESERVE	0	0	140,000	125,252	
39. Pennsylvania	PA		0	0	0	0	
40. Rhode Island	RI		0	0	0	0	
41. South Carolina	SC		0	0	0	0	
42. South Dakota	SD		0	0	0	0	
43. Tennessee	TN		0	0	0	0	
44. Texas	TX		0	0	0	0	
45. Utah	UT		0	0	0	0	
46. Vermont	VT		0	0	0	0	
47. Virginia	VA	B... MULTIPLE	0	0	594,194	532,192	
48. Washington	WA		0	0	0	0	
49. West Virginia	WV		0	0	0	0	
50. Wisconsin	WI		0	0	0	0	
51. Wyoming	WY		0	0	0	0	
52. American Samoa	AS		0	0	0	0	
53. Guam	GU		0	0	0	0	
54. Puerto Rico	PR		0	0	0	0	
55. U.S. Virgin Islands	VI		0	0	0	0	
56. Northern Mariana Islands	MP		0	0	0	0	
57. Canada	CAN		0	0	0	0	
58. Aggregate Alien and Other	OT	XXX	0	0	0	0	
59. Subtotal	XXX	XXX	3,583,853	3,266,156	3,084,511	2,767,214	
DETAILS OF WRITE-INS							
5801.							
5802.							
5803.							
5898. Summary of remaining write-ins for Line 58 from overflow page	XXX	XXX	0	0	0	0	
5899. Totals (Lines 5801 thru 5803 plus 5898)(Line 58 above)	XXX	XXX	0	0	0	0	

## ALPHABETICAL INDEX

### ANNUAL STATEMENT BLANK

Assets .....	2
Cash Flow .....	5
Exhibit of Capital Gains (Losses) .....	12
Exhibit of Net Investment Income .....	12
Exhibit of Nonadmitted Assets .....	13
Exhibit of Premiums and Losses (State Page) .....	19
Five-Year Historical Data .....	17
General Interrogatories .....	15
Jurat Page .....	1
Liabilities, Surplus and Other Funds .....	3
Notes To Financial Statements .....	14
Overflow Page For Write-ins .....	101
Schedule A - Part 1 .....	E01
Schedule A - Part 2 .....	E02
Schedule A - Part 3 .....	E03
Schedule A - Verification Between Years .....	SI02
Schedule B - Part 1 .....	E04
Schedule B - Part 2 .....	E05
Schedule B - Part 3 .....	E06
Schedule B - Verification Between Years .....	SI02
Schedule BA - Part 1 .....	E07
Schedule BA - Part 2 .....	E08
Schedule BA - Part 3 .....	E09
Schedule BA - Verification Between Years .....	SI03
Schedule D - Part 1 .....	E10
Schedule D - Part 1A - Section 1 .....	SI05
Schedule D - Part 1A - Section 2 .....	SI08
Schedule D - Part 2 - Section 1 .....	E11
Schedule D - Part 2 - Section 2 .....	E12
Schedule D - Part 3 .....	E13
Schedule D - Part 4 .....	E14
Schedule D - Part 5 .....	E15
Schedule D - Part 6 - Section 1 .....	E16
Schedule D - Part 6 - Section 2 .....	E16
Schedule D - Summary By Country .....	SI04
Schedule D - Verification Between Years .....	SI03
Schedule DA - Part 1 .....	E17
Schedule DA - Verification Between Years .....	SI10
Schedule DB - Part A - Section 1 .....	E18
Schedule DB - Part A - Section 2 .....	E19
Schedule DB - Part A - Verification Between Years .....	SI11
Schedule DB - Part B - Section 1 .....	E20
Schedule DB - Part B - Section 2 .....	E21
Schedule DB - Part B - Verification Between Years .....	SI11
Schedule DB - Part C - Section 1 .....	SI12
Schedule DB - Part C - Section 2 .....	SI13
Schedule DB - Part D - Section 1 .....	E22
Schedule DB - Part D - Section 2 .....	E23
Schedule DB - Part E .....	E24
Schedule DB - Verification .....	SI14
Schedule DL - Part 1 .....	E25
Schedule DL - Part 2 .....	E26
Schedule E - Part 1 - Cash .....	E27
Schedule E - Part 2 - Cash Equivalents .....	E28
Schedule E - Part 2 - Verification Between Years .....	SI15
Schedule E - Part 3 - Special Deposits .....	E29
Schedule F - Part 1 .....	20
Schedule F - Part 2 .....	21
Schedule F - Part 3 .....	22
Schedule F - Part 4 .....	27
Schedule F - Part 5 .....	28
Schedule F - Part 6 .....	29
Schedule H - Accident and Health Exhibit - Part 1 .....	30
Schedule H - Part 2, Part 3 and 4 .....	31
Schedule H - Part 5 - Health Claims .....	32

**ANNUAL STATEMENT BLANK (Continued)**

Schedule P - Part 1 - Summary .....	33
Schedule P - Part 1A - Homeowners/Farmowners .....	35
Schedule P - Part 1B - Private Passenger Auto Liability/Medical .....	36
Schedule P - Part 1C - Commercial Auto/Truck Liability/Medical .....	37
Schedule P - Part 1D - Workers' Compensation (Excluding Excess Workers' Compensation) .....	38
Schedule P - Part 1E - Commercial Multiple Peril .....	39
Schedule P - Part 1F - Section 1 - Medical Professional Liability - Occurrence .....	40
Schedule P - Part 1F - Section 2 - Medical Professional Liability - Claims-Made .....	41
Schedule P - Part 1G - Special Liability (Ocean, Marine, Aircraft (All Perils), Boiler and Machinery) .....	42
Schedule P - Part 1H - Section 1 - Other Liability-Occurrence .....	43
Schedule P - Part 1H - Section 2 - Other Liability - Claims-Made .....	44
Schedule P - Part 1I - Special Property (Fire, Allied Lines, Inland Marine, Earthquake, Burglary & Theft) .....	45
Schedule P - Part 1J - Auto Physical Damage .....	46
Schedule P - Part 1K - Fidelity/Surety .....	47
Schedule P - Part 1L - Other (Including Credit, Accident and Health) .....	48
Schedule P - Part 1M - International .....	49
Schedule P - Part 1N - Reinsurance - Nonproportional Assumed Property .....	50
Schedule P - Part 1O - Reinsurance - Nonproportional Assumed Liability .....	51
Schedule P - Part 1P - Reinsurance - Nonproportional Assumed Financial Lines .....	52
Schedule P - Part 1R - Section 1 - Products Liability - Occurrence .....	53
Schedule P - Part 1R - Section 2 - Products Liability - Claims-Made .....	54
Schedule P - Part 1S - Financial Guaranty/Mortgage Guaranty .....	55
Schedule P - Part 1T - Warranty .....	56
Schedule P - Part 2, Part 3 and Part 4 - Summary .....	34
Schedule P - Part 2A - Homeowners/Farmowners .....	57
Schedule P - Part 2B - Private Passenger Auto Liability/Medical .....	57
Schedule P - Part 2C - Commercial Auto/Truck Liability/Medical .....	57
Schedule P - Part 2D - Workers' Compensation (Excluding Excess Workers' Compensation) .....	57
Schedule P - Part 2E - Commercial Multiple Peril .....	57
Schedule P - Part 2F - Section 1 - Medical Professional Liability - Occurrence .....	58
Schedule P - Part 2F - Section 2 - Medical Professional Liability - Claims-Made .....	58
Schedule P - Part 2G - Special Liability (Ocean Marine, Aircraft (All Perils), Boiler and Machinery) .....	58
Schedule P - Part 2H - Section 1 - Other Liability - Occurrence .....	58
Schedule P - Part 2H - Section 2 - Other Liability - Claims-Made .....	58
Schedule P - Part 2I - Special Property (Fire, Allied Lines, Inland Marine, Earthquake, Burglary, and Theft) .....	59
Schedule P - Part 2J - Auto Physical Damage .....	59
Schedule P - Part 2K - Fidelity, Surety .....	59
Schedule P - Part 2L - Other (Including Credit, Accident and Health) .....	59
Schedule P - Part 2M - International .....	59
Schedule P - Part 2N - Reinsurance - Nonproportional Assumed Property .....	60
Schedule P - Part 2O - Reinsurance - Nonproportional Assumed Liability .....	60
Schedule P - Part 2P - Reinsurance - Nonproportional Assumed Financial Lines .....	60
Schedule P - Part 2R - Section 1 - Products Liability - Occurrence .....	61
Schedule P - Part 2R - Section 2 - Products Liability - Claims-Made .....	61
Schedule P - Part 2S - Financial Guaranty/Mortgage Guaranty .....	61
Schedule P - Part 2T - Warranty .....	61
Schedule P - Part 3A - Homeowners/Farmowners .....	62
Schedule P - Part 3B - Private Passenger Auto Liability/Medical .....	62
Schedule P - Part 3C - Commercial Auto/Truck Liability/Medical .....	62
Schedule P - Part 3D - Workers' Compensation (Excluding Excess Workers' Compensation) .....	62
Schedule P - Part 3E - Commercial Multiple Peril .....	62
Schedule P - Part 3F - Section 1 - Medical Professional Liability - Occurrence .....	63
Schedule P - Part 3F - Section 2 - Medical Professional Liability - Claims-Made .....	63
Schedule P - Part 3G - Special Liability (Ocean Marine, Aircraft (All Perils), Boiler and Machinery) .....	63
Schedule P - Part 3H - Section 1 - Other Liability - Occurrence .....	63
Schedule P - Part 3H - Section 2 - Other Liability - Claims-Made .....	63
Schedule P - Part 3I - Special Property (Fire, Allied Lines, Inland Marine, Earthquake, Burglary, and Theft) .....	64
Schedule P - Part 3J - Auto Physical Damage .....	64
Schedule P - Part 3K - Fidelity/Surety .....	64
Schedule P - Part 3L - Other (Including Credit, Accident and Health) .....	64
Schedule P - Part 3M - International .....	64
Schedule P - Part 3N - Reinsurance - Nonproportional Assumed Property .....	65
Schedule P - Part 3O - Reinsurance - Nonproportional Assumed Liability .....	65
Schedule P - Part 3P - Reinsurance - Nonproportional Assumed Financial Lines .....	65
Schedule P - Part 3R - Section 1 - Products Liability - Occurrence .....	66
Schedule P - Part 3R - Section 2 - Products Liability - Claims-Made .....	66
Schedule P - Part 3S - Financial Guaranty/Mortgage Guaranty .....	66
Schedule P - Part 3T - Warranty .....	66

**ANNUAL STATEMENT BLANK (Continued)**

Schedule P - Part 4A - Homeowners/Farmowners .....	67
Schedule P - Part 4B - Private Passenger Auto Liability/Medical .....	67
Schedule P - Part 4C - Commercial Auto/Truck Liability/Medical .....	67
Schedule P - Part 4D - Workers' Compensation (Excluding Excess Workers' Compensation) .....	67
Schedule P - Part 4E - Commercial Multiple Peril .....	67
Schedule P - Part 4F - Section 1 - Medical Professional Liability - Occurrence .....	68
Schedule P - Part 4F - Section 2 - Medical Professional Liability - Claims-Made .....	68
Schedule P - Part 4G - Special Liability (Ocean Marine, Aircraft (All Perils), Boiler and Machinery) .....	68
Schedule P - Part 4H - Section 1 - Other Liability - Occurrence .....	68
Schedule P - Part 4H - Section 2 - Other Liability - Claims-Made .....	68
Schedule P - Part 4I - Special Property (Fire, Allied Lines, Inland Marine, Earthquake, Burglary and Theft) .....	69
Schedule P - Part 4J - Auto Physical Damage .....	69
Schedule P - Part 4K - Fidelity/Surety .....	69
Schedule P - Part 4L - Other (Including Credit, Accident and Health) .....	69
Schedule P - Part 4M - International .....	69
Schedule P - Part 4N - Reinsurance - Nonproportional Assumed Property .....	70
Schedule P - Part 4O - Reinsurance - Nonproportional Assumed Liability .....	70
Schedule P - Part 4P - Reinsurance - Nonproportional Assumed Financial Lines .....	70
Schedule P - Part 4R - Section 1 - Products Liability - Occurrence .....	71
Schedule P - Part 4R - Section 2 - Products Liability - Claims-Made .....	71
Schedule P - Part 4S - Financial Guaranty/Mortgage Guaranty .....	71
Schedule P - Part 4T - Warranty .....	71
Schedule P - Part 5A - Homeowners/Farmowners .....	72
Schedule P - Part 5B - Private Passenger Auto Liability/Medical .....	73
Schedule P - Part 5C - Commercial Auto/Truck Liability/Medical .....	74
Schedule P - Part 5D - Workers' Compensation (Excluding Excess Workers' Compensation) .....	75
Schedule P - Part 5E - Commercial Multiple Peril .....	76
Schedule P - Part 5F - Medical Professional Liability - Claims-Made .....	78
Schedule P - Part 5F - Medical Professional Liability - Occurrence .....	77
Schedule P - Part 5H - Other Liability - Claims-Made .....	80
Schedule P - Part 5H - Other Liability - Occurrence .....	79
Schedule P - Part 5R - Products Liability - Claims-Made .....	82
Schedule P - Part 5R - Products Liability - Occurrence .....	81
Schedule P - Part 5T - Warranty .....	83
Schedule P - Part 6C - Commercial Auto/Truck Liability/Medical .....	84
Schedule P - Part 6D - Workers' Compensation (Excluding Excess Workers' Compensation) .....	84
Schedule P - Part 6E - Commercial Multiple Peril .....	85
Schedule P - Part 6H - Other Liability - Claims-Made .....	86
Schedule P - Part 6H - Other Liability - Occurrence .....	85
Schedule P - Part 6M - International .....	86
Schedule P - Part 6N - Reinsurance - Nonproportional Assumed Property .....	87
Schedule P - Part 6O - Reinsurance - Nonproportional Assumed Liability .....	87
Schedule P - Part 6R - Products Liability - Claims-Made .....	88
Schedule P - Part 6R - Products Liability - Occurrence .....	88
Schedule P - Part 7A - Primary Loss Sensitive Contracts .....	89
Schedule P - Part 7B - Reinsurance Loss Sensitive Contracts .....	91
Schedule P Interrogatories .....	93
Schedule T - Exhibit of Premiums Written .....	94
Schedule T - Part 2 - Interstate Compact .....	95
Schedule Y - Information Concerning Activities of Insurer Members of a Holding Company Group .....	96
Schedule Y - Part 1A - Detail of Insurance Holding Company System .....	97
Schedule Y - Part 2 - Summary of Insurer's Transactions With Any Affiliates .....	98
Schedule Y - Part 3 - Ultimate Controlling Party and Listing of Other U.S. Insurance Groups or Entities Under That Ultimate Controlling Party's Control .....	99
Statement of Income .....	4
Summary Investment Schedule .....	SI01
Supplemental Exhibits and Schedules Interrogatories .....	100
Underwriting and Investment Exhibit Part 1 .....	6
Underwriting and Investment Exhibit Part 1A .....	7
Underwriting and Investment Exhibit Part 1B .....	8
Underwriting and Investment Exhibit Part 2 .....	9
Underwriting and Investment Exhibit Part 2A .....	10
Underwriting and Investment Exhibit Part 3 .....	11